

XB5AW33G5

Harmony XB5, Illuminated push button, plastic, flush, green, Ø22, spring return, 110...120 V AC, 1 NO + 1 NC



Main

| | |
|---------------------------------|---|
| Range of Product | Harmony XB5 |
| Product or Component Type | Illuminated push-button |
| Device short name | XB5 |
| Bezel material | Dark grey plastic |
| Fixing collar material | Plastic |
| Head type | Standard |
| Mounting diameter | 0.87 in (22 mm) |
| Sale per indivisible quantity | 1 |
| Shape of signaling unit head | Round |
| Type of operator | Spring return |
| Operator profile | Green flush, unmarked |
| Operator additional information | With plain lens |
| Contacts type and composition | 1 NO + 1 NC |
| Contact operation | Slow-break |
| Connections - terminals | Screw clamp terminals, <= 2 x 1.5 mm ² with cable end EN/IEC 60947-1 Screw clamp terminals, 1 x 0.22...2 x 2.5 mm ² without cable end EN/IEC 60947-1 |
| Light source | Protected LED |
| Bulb base | Integral LED |
| [Us] rated supply voltage | 110...120 V AC 50/60 Hz |
| [Us] rated supply voltage | 110...120 V |
| Cap/operator or lens colour | Green |

Complementary

| | |
|------------------------------------|--|
| Height | 1.65 in (42 mm) |
| Width | 1.18 in (30 mm) |
| Depth | 2.24 in (57 mm) |
| Terminals description ISO n°1 | (13-14)NO (21-22)NC |
| Net Weight | 0.12 lb(US) (0.056 kg) |
| Resistance to high pressure washer | 1015.26 psi (7000000 Pa) 131 °F (55 °C) 0.1 m |
| Contacts usage | Standard contacts |
| Positive opening | With EN/IEC 60947-5-1 appendix K |
| Operating travel | 0.06 in (1.5 mm) NC changing electrical state 0.10 in (2.6 mm) NO changing electrical state 0.17 in (4.3 mm) total travel) |
| Operating force | 3.5 N NC changing electrical state 3.8 N |
| Mechanical durability | 10000000 cycles |
| Tightening torque | 7.08...10.62 lbf.in (0.8...1.2 N.m) EN 60947-1 |

| | |
|--|---|
| Shape of screw head | Cross Philips no 1 Cross pozidriv No 1 Slotted flat Ø 4 mm Slotted flat Ø 5.5 mm |
| Contacts material | Silver alloy (Ag/Ni) |
| Short-circuit protection | 10 A cartridge fuse gG EN/IEC 60947-5-1 |
| [I _{th}] conventional free air thermal current | 10 A EN/IEC 60947-5-1 |
| [U _i] rated insulation voltage | 600 V 3)EN/IEC 60947-1 |
| [U _{imp}] rated impulse withstand voltage | 6 kV EN/IEC 60947-1 |
| [I _e] rated operational current | 3 A 240 V, AC-15, A600 EN/IEC 60947-5-1 6 A 120 V, AC-15, A600 EN/IEC 60947-5-1 0.1 A 600 V, DC-13, Q600 EN/IEC 60947-5-1 0.27 A 250 V, DC-13, Q600 EN/IEC 60947-5-1 0.55 A 125 V, DC-13, Q600 EN/IEC 60947-5-1 1.2 A 600 V, AC-15, A600 EN/IEC 60947-5-1 |
| Electrical durability | 1000000 Cycles, AC-15, 2 A 230 V 3600 cyc/h 0.5 EN/IEC 60947-5-1 appendix C 1000000 Cycles, AC-15, 3 A 120 V 3600 cyc/h 0.5 EN/IEC 60947-5-1 appendix C 1000000 Cycles, AC-15, 4 A 24 V 3600 cyc/h 0.5 EN/IEC 60947-5-1 appendix C 1000000 Cycles, DC-13, 0.2 A 110 V 3600 cyc/h 0.5 EN/IEC 60947-5-1 appendix C 1000000 cycles, DC-13, 0.5 A 24 V 3600 cyc/h 0.5 EN/IEC 60947-5-1 appendix C |
| Electrical reliability | $\Lambda < 10\exp(-6)$ 5 V, 1 mA in clean environment EN/IEC 60947-5-4 $\Lambda < 10\exp(-8)$ 17 V, 5 mA in clean environment EN/IEC 60947-5-4 |
| Signalling type | Steady |
| Supply voltage limits | 100...132 V AC |
| Current Consumption | 14 mA |
| Service life | 100000 h at rated voltage and 25 °C |
| Surge withstand | 1 kV IEC 61000-4-5 |
| Device presentation | Complete product |

Environment

| | |
|---------------------------------------|--|
| Protective treatment | TH |
| Ambient Air Temperature for Storage | -40...158 °F (-40...70 °C) |
| Ambient air temperature for operation | -40...158 °F (-40...70 °C) |
| Overvoltage category | Class II IEC 60536 |
| IP degree of protection | IP66 IEC 60529 IP69 IP69K IP67 |
| NEMA degree of protection | NEMA 13 NEMA 4X |
| IK degree of protection | IK05 IEC 50102 |
| Product Certifications | DNV CSA GL LROS (Lloyds register of shipping) UL Listed BV |
| Vibration resistance | 5 gn 2...500 Hz)IEC 60068-2-6 |
| Shock resistance | 30 gn 18 ms) half sine wave acceleration IEC 60068-2-27 50 gn 11 ms) half sine wave acceleration IEC 60068-2-27 |
| Resistance to fast transients | 2 kV IEC 61000-4-4 |
| Resistance to electromagnetic fields | 9.14 V/m (10 V/m) IEC 61000-4-3 |
| Resistance to electrostatic discharge | 6 KV on contact (on metal parts) IEC 61000-4-2 8 kV in free air (in insulating parts) IEC 61000-4-2 |
| Electromagnetic emission | Class B IEC 55011 |

Ordering and shipping details

| | |
|-----------------------|---------------------------------------|
| Category | 22467 - PUSHBUTTONS,22MM(PLASTIC) NEW |
| Discount Schedule | CS2 |
| GTIN | 3389110904079 |
| Nbr. of units in pkg. | 1 |
| Package weight(Lbs) | 1.98 oz (56 g) |

| | |
|-------------------|-----|
| Returnability | Yes |
| Country of origin | FR |

Packing Units

| | |
|------------------------------|------------------------|
| Unit Type of Package 1 | PCE |
| Package 1 Height | 3.58 in (9.1 cm) |
| Package 1 width | 2.09 in (5.3 cm) |
| Package 1 Length | 1.38 in (3.5 cm) |
| Unit Type of Package 2 | BB1 |
| Number of Units in Package 2 | 5 |
| Package 2 Weight | 9.88 oz (280 g) |
| Package 2 Height | 3.43 in (8.7 cm) |
| Package 2 width | 10.43 in (26.5 cm) |
| Package 2 Length | 1.34 in (3.4 cm) |
| Unit Type of Package 3 | S02 |
| Number of Units in Package 3 | 50 |
| Package 3 Weight | 6.88 lb(US) (3.121 kg) |
| Package 3 Height | 5.91 in (15 cm) |
| Package 3 width | 11.81 in (30 cm) |
| Package 3 Length | 15.75 in (40 cm) |

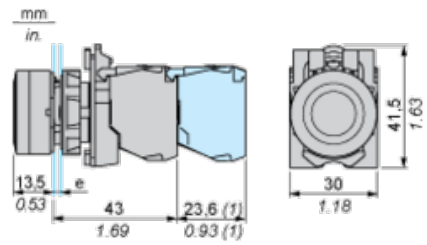
Offer Sustainability

| | |
|----------------------------|---|
| Sustainable offer status | Green Premium product |
| California proposition 65 | WARNING: This product can expose you to chemicals including: Lead and lead compounds, which is known to the State of California to cause cancer and birth defects or other reproductive harm. For more information go to www.P65Warnings.ca.gov |
| REACH Regulation | REACH Declaration |
| REACH free of SVHC | Yes |
| EU RoHS Directive | Pro-active compliance (Product out of EU RoHS legal scope) EU RoHS Declaration |
| Mercury free | Yes |
| RoHS exemption information | Yes |
| China RoHS Regulation | China RoHS Declaration |
| Environmental Disclosure | Product Environmental Profile |
| Circularity Profile | End Of Life Information |
| WEEE | The product must be disposed on European Union markets following specific waste collection and never end up in rubbish bins. |

Contractual warranty

| | |
|----------|-----------|
| Warranty | 18 months |
|----------|-----------|

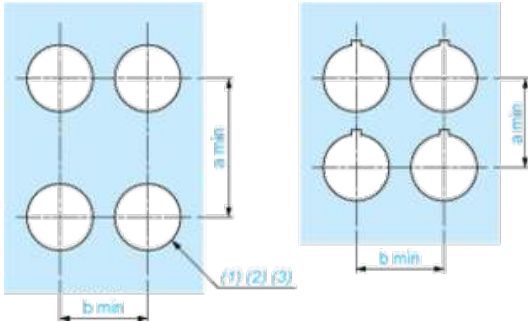
Dimensions



e: clamping thickness: 1 to 6 mm / 0.04 to 0.24 in.
(1) Additional row of contacts or double contact.

Panel Cut-out for Pushbuttons, Switches and Pilot Lights (Finished Holes, Ready for Installation)

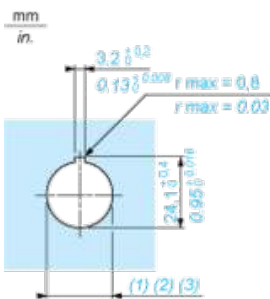
Connection by Screw Clamp Terminals or Plug-in Connectors or on Printed Circuit Board



- (1) Diameter on finished panel or support
- (2) For selector switches and Emergency stop buttons, use of an anti-rotation plate type ZB5AZ902 is recommended.
- (3) $\varnothing 22.5$ mm recommended ($\varnothing 22.3_0^{+0.4}$) / $\varnothing 0.89$ in. recommended ($\varnothing 0.88$ in. $_0^{+0.016}$)

| Connections | a in mm | a in in. | b in mm | b in in. |
|---|---------|----------|---------|----------|
| By screw clamp terminals or plug-in connector | 40 | 1.57 | 30 | 1.18 |
| By Faston connectors | 45 | 1.77 | 32 | 1.26 |
| On printed circuit board | 30 | 1.18 | 30 | 1.18 |

Detail of Lug Recess



- (1) Diameter on finished panel or support
- (2) For selector switches and Emergency stop buttons, use of an anti-rotation plate type ZB5AZ902 is recommended.
- (3) $\varnothing 22.5$ mm recommended ($\varnothing 22.3_0^{+0.4}$) / $\varnothing 0.89$ in. recommended ($\varnothing 0.88$ in. $_0^{+0.016}$)