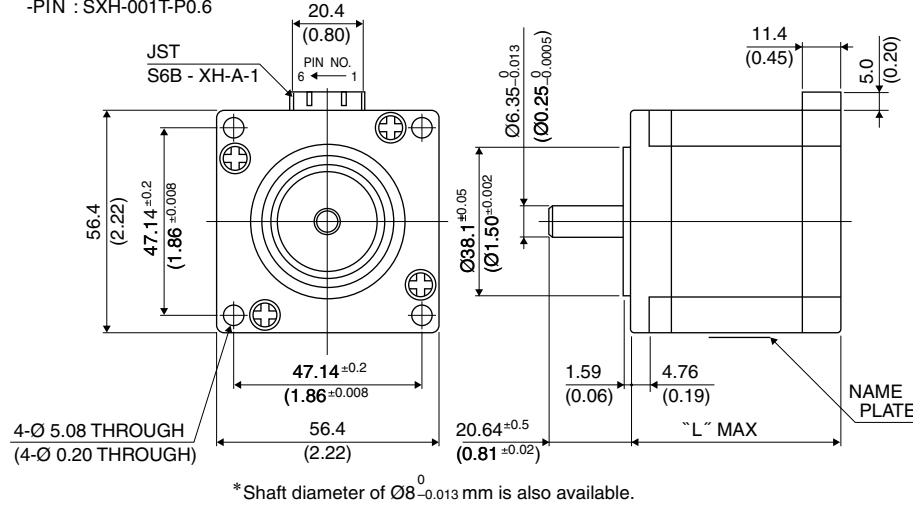


Outline

- LEAD WIRE SIDE
- HSG: XHP-6
- PIN : SXH-001T-P0.6



Hybrid

| | "L" |
|-----------|-----------|
| 23KY-K2** | 42 (1.65) |
| 23KY-K0** | 54 (2.13) |
| 23KY-K7** | 76 (2.99) |

PIN NO. vs. PHASE

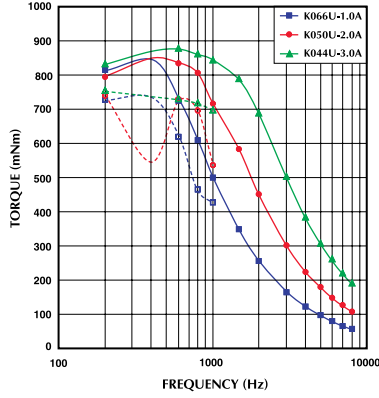
| PHASE | A | A COM | \bar{A} | B | B COM | \bar{B} |
|---------|---|-------|-----------|---|-------|-----------|
| PIN NO. | 1 | 2 | 3 | 4 | 5 | 6 |

Specifications

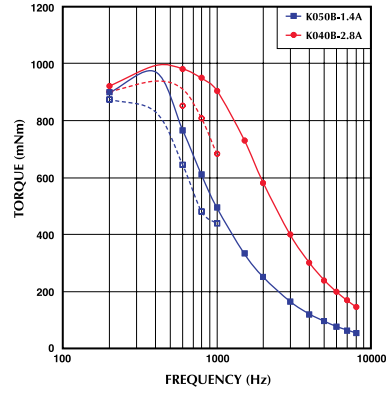
| Model | Step Angle (deg) | Drive Sequence | Rated Current (A) | Resistance (Ohms) | Holding Torque (mNm) | Inductance (mH) | Rotor Inertia (g·cm ²) | Detent Torque (mNm) | Mass (g) |
|------------|---------------------|----------------|----------------------|----------------------|-------------------------|--------------------|---------------------------------------|------------------------|-------------|
| 23KY-K066U | 0.9 | UNI-POLAR | 1.0 | 7.00 | 890 | 19.0 | 300 | 43 | 680 |
| 23KY-K050U | 0.9 | UNI-POLAR | 2.0 | 1.80 | 890 | 5.6 | 200 | 43 | 680 |
| 23KY-K044U | 0.9 | UNI-POLAR | 3.0 | 0.90 | 890 | 2.4 | 300 | 43 | 680 |
| 23KY-K267U | 0.9 | UNI-POLAR | 1.0 | 6.30 | 470 | 10.0 | 120 | 22 | 470 |
| 23KY-K251U | 0.9 | UNI-POLAR | 1.8 | 1.60 | 470 | 3.2 | 120 | 22 | 470 |
| 23KY-K244U | 0.9 | UNI-POLAR | 3.0 | 0.70 | 470 | 1.1 | 120 | 22 | 470 |
| 23KY-K762U | 0.9 | UNI-POLAR | 1.0 | 8.60 | 1250 | 23.0 | 360 | 50 | 1050 |
| 23KY-K748U | 0.9 | UNI-POLAR | 2.0 | 2.30 | 1250 | 6.5 | 360 | 50 | 1050 |
| 23KY-K743U | 0.9 | UNI-POLAR | 3.0 | 1.10 | 1250 | 2.9 | 360 | 50 | 1050 |
| 23KY-K050B | 0.9 | BI-POLAR | 1.4 | 3.60 | 1050 | 20.0 | 300 | 43 | 680 |
| 23KY-K040B | 0.9 | BI-POLAR | 2.8 | 0.90 | 1050 | 3.8 | 300 | 43 | 680 |
| 23KY-K251B | 0.9 | BI-POLAR | 1.4 | 3.00 | 580 | 11.0 | 120 | 22 | 470 |
| 23KY-K241B | 0.9 | BI-POLAR | 2.8 | 0.80 | 580 | 2.4 | 120 | 22 | 470 |
| 23KY-K748B | 0.9 | BI-POLAR | 1.4 | 4.50 | 1580 | 24.0 | 480 | 50 | 1050 |
| 23KY-K740B | 0.9 | BI-POLAR | 2.8 | 1.35 | 1580 | 5.7 | 480 | 50 | 1050 |

Torque/Speed Characteristics

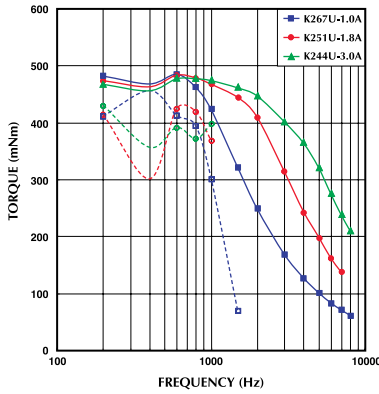
Model No: 23KY-K0xxU
Driver: Chopper Dual
Supply Voltage: 24.0 (Volt)



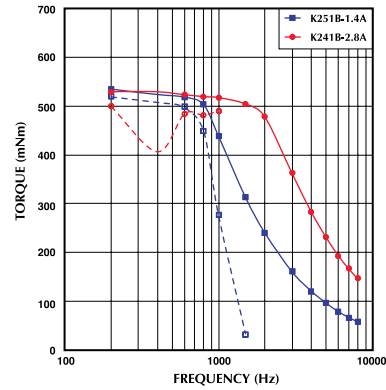
Model No: 23KY-K0xxB
Driver: Chopper Dual
Supply Voltage: 24.0 (Volt)



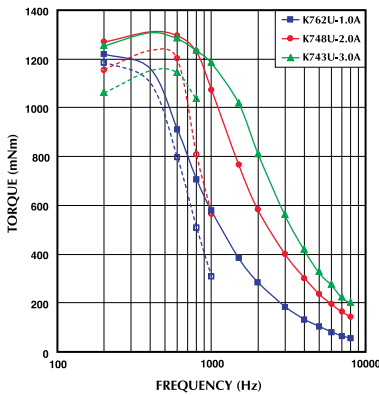
Model No: 23KY-K2xxU
Driver: Chopper Dual
Supply Voltage: 24.0 (Volt)



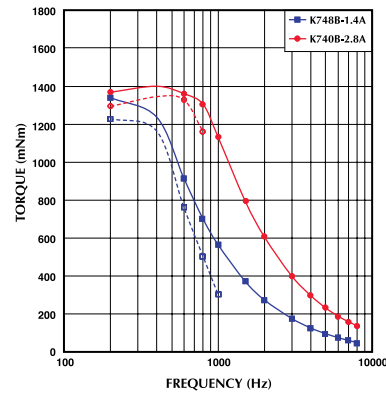
Model No: 23KY-K2xxB
Driver: Chopper Dual
Supply Voltage: 24.0 (Volt)



Model No: 23KY-K7xxU
Driver: Chopper Dual
Supply Voltage: 24.0 (Volt)



Model No: 23KY-K7xxB
Driver: Chopper Dual
Supply Voltage: 24.0 (Volt)



— : PULL OUT
- - - : PULL IN