

1

2

3

4

A

B

C

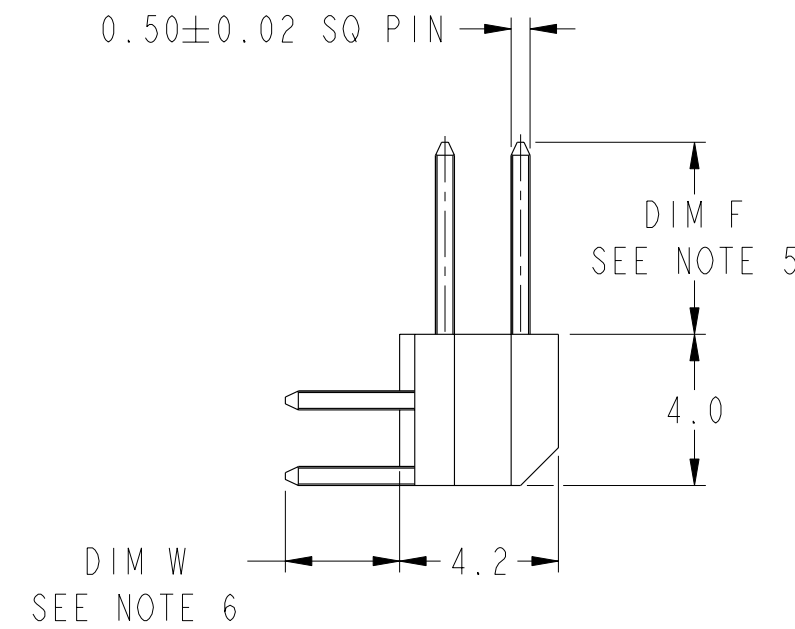
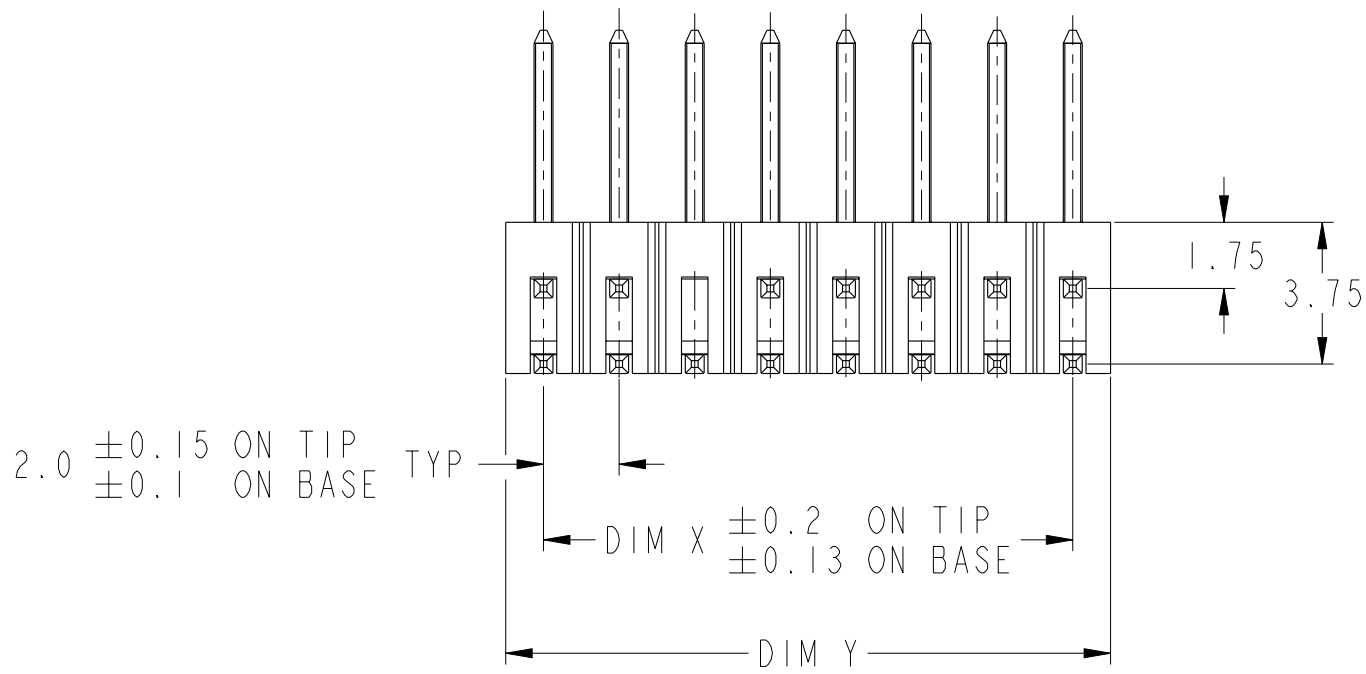
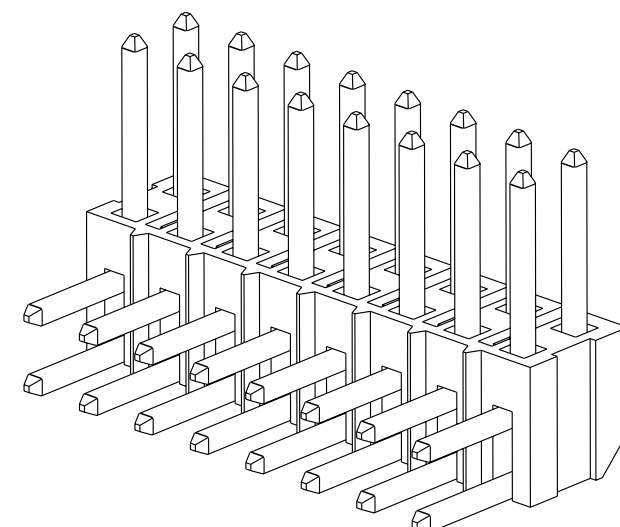
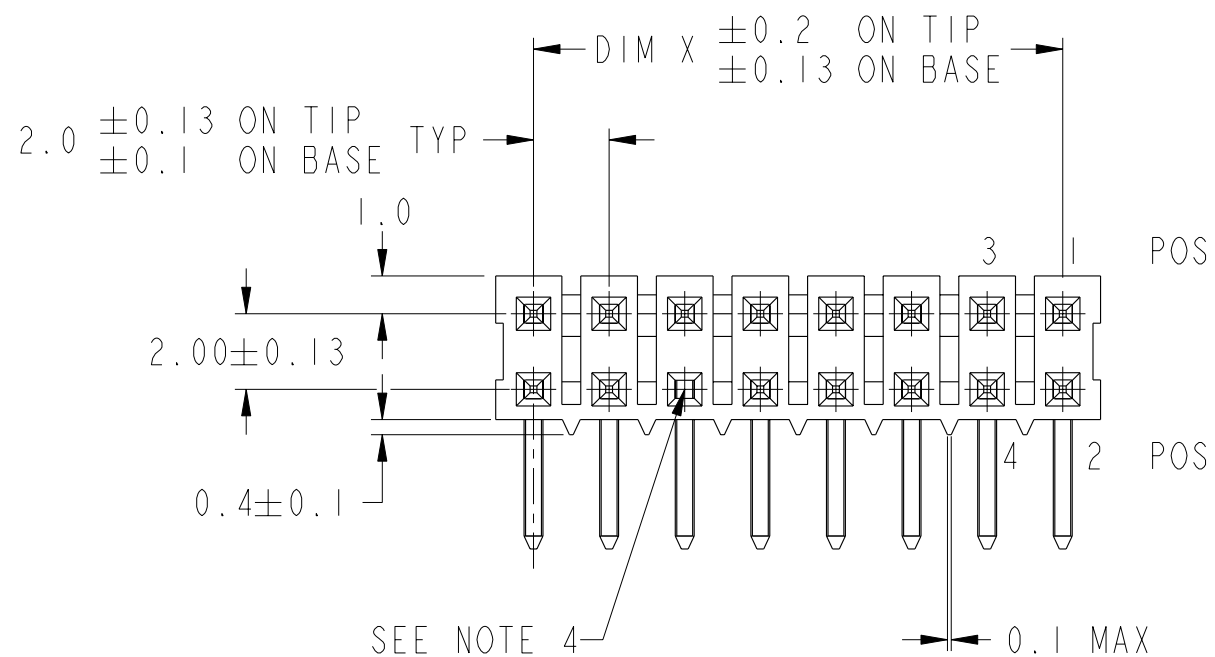
D

A

B

C

D



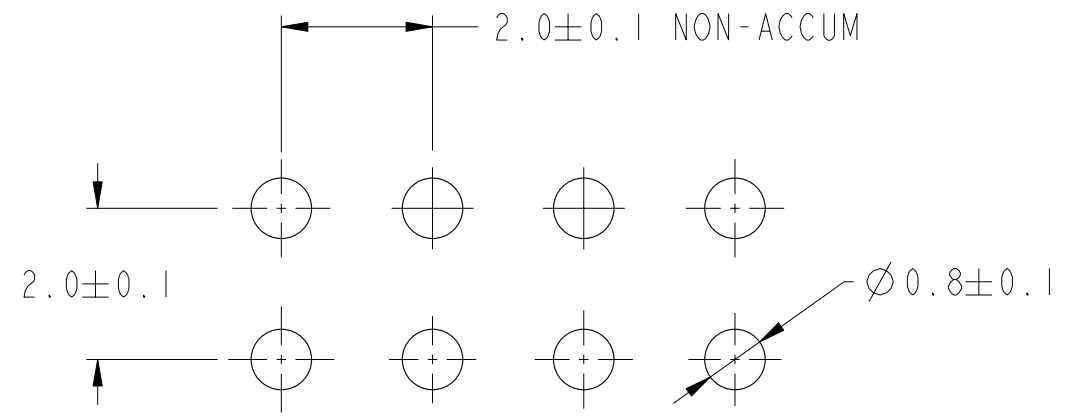
CONFIDENTIAL

www.fciconnect.com		surface - <input checked="" type="checkbox"/> ISO 1302	tolerance std ISO 406 ISO 1101	projection	MM
TOLERANCES UNLESS OTHERWISE SPECIFIED					
Dr	BS LOW	1998-07-29	ANGULAR	x.X	±-
Eng	JPEH	2002-12-19	LINEAR	x.XX	±0.25
Chr	KH LEE	2010-02-04	0° ±°	x.XXX	±-
Appr	JOEY NG	2010-02-04	Product family	MINITEK	Spec ref -
FCI			title MINITEX II		Rev. E
			POL. R/A HEADER (SnPb S.T)		dwg no 63411
			catalog no -		CUSTOMER sheet 1 of 2

rev	ecn no	dr	date
A	S80194	BSL	1998-07-29
B	S20149	JPEH	2002-12-18
C	S04-0271	KBM	2004-12-20
D	S06-0236	KHL	2006-07-17
E	S10-0205	AK	2010-02-04
-	-	-	-
-	-	-	-

Copyright FCI.

PRODUCT NO	POS	POL.POS	DIM X	DIM Y	DIM "W"	DIM "F"
63411-X01	2 X 3	3	4	6	2.5	4.0
63411-X02	2 X 8	--	14	16	3.0	5.08



RECOMMENDED PCB HOLE LAYOUT

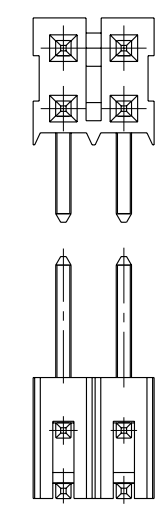


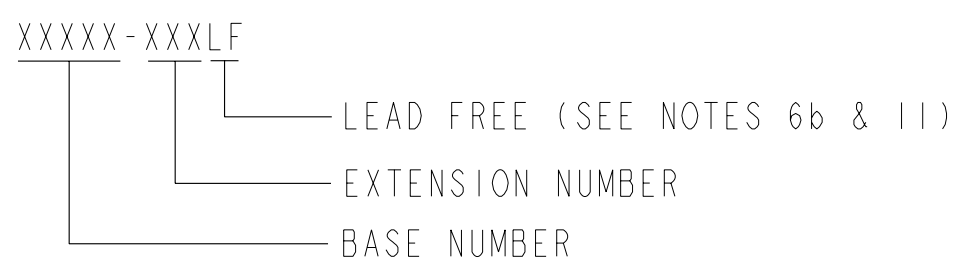
FIG. 1
SEE NOTE 3

NOTES

1. MATERIAL
BODY : HIGH TEMPERATURE PLASTIC UL 94V-0 BLACK
PIN : COPPER ALLOY
2. TOLERANCE UNLESS OTHERWISE NOTED ±0.25
3. STAND-OFF DESIGN FOR 2X2 POS.(FIG. 1).
4. POLARISED BY OMISSION OF PINS.
REFER TABLE FOR POSITION.
5. PLATING ON MATING LENGTH:
-1XX --- 0.76µm Au OVER 1.27µm MIN Ni UNDERPLATE.
-3XX --- 0.38µm Au OVER 1.27µm MIN Ni UNDERPLATE.
-5XX --- 0.38µm PdNi WITH Au FLASH OVER 1.27µm MIN Ni UNDERPLATE.
-6XX --- 0.76µm PdNi WITH Au FLASH OVER 1.27µm MIN Ni UNDERPLATE.
6. SOLDER TAIL PLATING:
a) 3.81µm MIN TIN/LEAD PLATING OVER 1.27µm MIN NICKEL UNDERPLATE FOR P/N: 63411-XXX.
b) 2.54µm MIN 100% MATTE TIN PLATING OVER 1.27µm MIN NICKEL UNDERPLATE FOR P/N: 63411-XXXLF.

7. STANDARD PACKAGING : POLY BAG

8. PRODUCT DESCRIPTION CODE:



9. THE HOUSING WILL WITHSTAND EXPOSURE TO 255°C PEAK TEMPERATURE FOR 10 SECONDS IN A CONVECTION, INFRA-RED OR VAPOR PHASE REFLOW OVEN.

10. THE HOUSING WILL WITHSTAND EXPOSURE TO 260°C PEAK TEMPERATURE FOR 10 SECONDS IN A WAVE SOLDER APPLICATION WITH A 1.57MM MINIMUM THICK CIRCUIT BOARD.

11. THIS PRODUCT MEETS EUROPEAN UNION DIRECTIVES AND OTHER COUNTRY REGULATIONS AS DESCRIBED IN GS-22-008.

12. A SYMBOL WILL BE NEXT TO ANY DIMENSION, VIEW OR NOTE WHICH HAS BEEN MODIFIED WITH THE CURRENT DRAWING REVISION.

CONFIDENTIAL

www.fciconnect.com		surface - ✓ ISO 1302	tolerance std ISO 406 ISO 1101	projection 	MM
TOLERANCES UNLESS OTHERWISE SPECIFIED					
Dr	BS LOW	1998-07-29	ANGULAR	x.x	±-
Eng	JPEH	2002-12-19	LINEAR	x.xx	±0.25
Chr	KH LEE	2010-02-04	0° ±°	x.xxx	±-
Appr	JOEY NG	2010-02-04	Product family	MINITEK	Spec ref -
		title MINITEX II		dwg no 63411	
		POL. R/A HEADER (SnPb S.T)		Rev. E	
		catalog no		CUSTOMER sheet 2 of 2	



Copyright FCI.