






Product Specification for Approval

WE ARE PLEASED IN SUBMITTING OUR SAMPLES WITH SPECIFICATION TO YOU FOR APPROVAL.

CUSTOMER	:		
DESCRIPTION	:	10/100 BASE-T TRANSFORMER	
MNC P/N	:	H1601CG	
VERSION	:	A0	
CUSTOMER P/N	:		
ISSUED DATE	:	2020/04/02	
PHOTO OF PRODUCT	:		
WEIGHT	:		0.71g
MADE IN	:		CHINA



APPROVED BY MNC			APPROVED BY CUSTOMER
PREPARED BY 	CHECKED BY 	APPROVED BY 	SIGNATURE OR STAMP

1. PLEASE SEND BACK US A COPY OF THE SPECIFICATION WITH YOUR STAMP OR SIGNATURE ONCE THE SAMPLES APPROVED.
2. IT WILL BE DEEMED THE SAMPLES TO BE APPROVED IF NO FEEDBACK.

东莞铭普光磁股份有限公司
 Add: Shipai Town, Dongguan City, Guangdong Province, China

TEL: +86-769-86921000
 FAX: +86-769-81701563



东莞铭普光磁股份有限公司
Dongguan Mentech Optical & Magnetic Co., Ltd.

HISTORY FOR REVISED SPECIFICATION

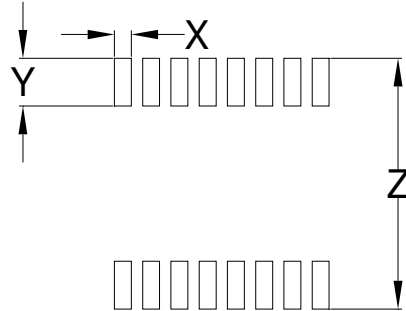
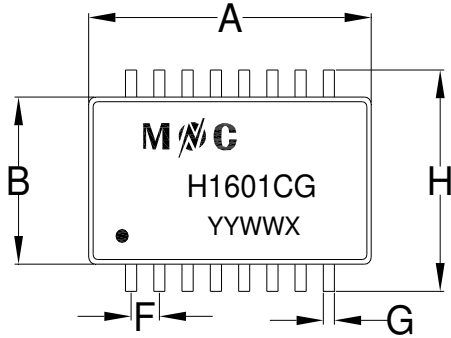
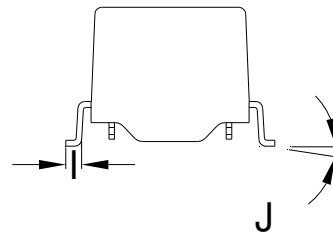
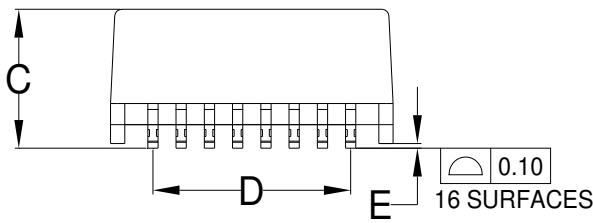
Part No. H1601CG

INDEX

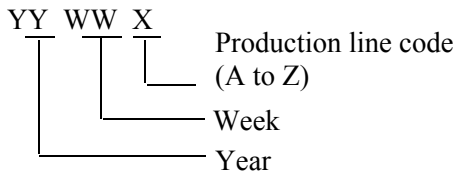
1. INDEX----- 1
2. CHANGE RECORD----- 1
3. MECHANICAL----- 2
4. SCHEMATIC----- 3
5. PACKING----- 4
6. MATERIAL LIST----- 5
7. RECOMMENDED SOLDERING PROFILE----- 6

CHANGE RECORD

REV.	DESCRIPTION (Content or Reason For Change)	DATE	REVISOR
A0	INITIAL RELEASE	2020-04-02	Jingjing Fu

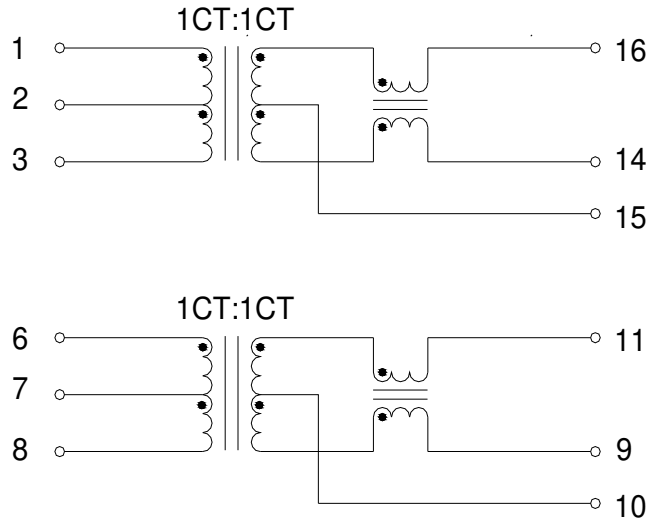
SPECIFICATION
Part No. H1601CG
A. MECHANICAL :

SUGGESTED PAD LAYOUT


Note: Laser printing marking

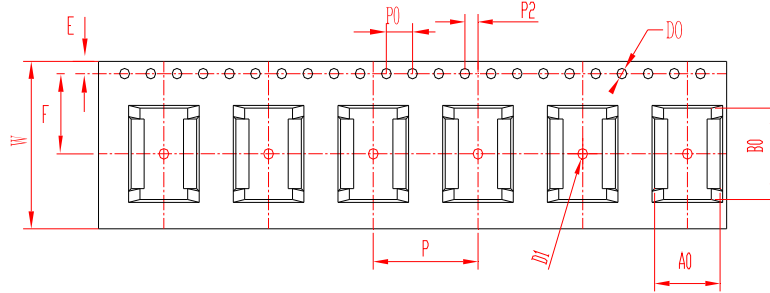


1. UNITS: mm/inch.
2. UNLESS OTHERWISE SPECIFIED ALL TOLERANCES ARE: TYPICAL
3. PIN LENGTH DON'T INCLUDE SOLDER POINT

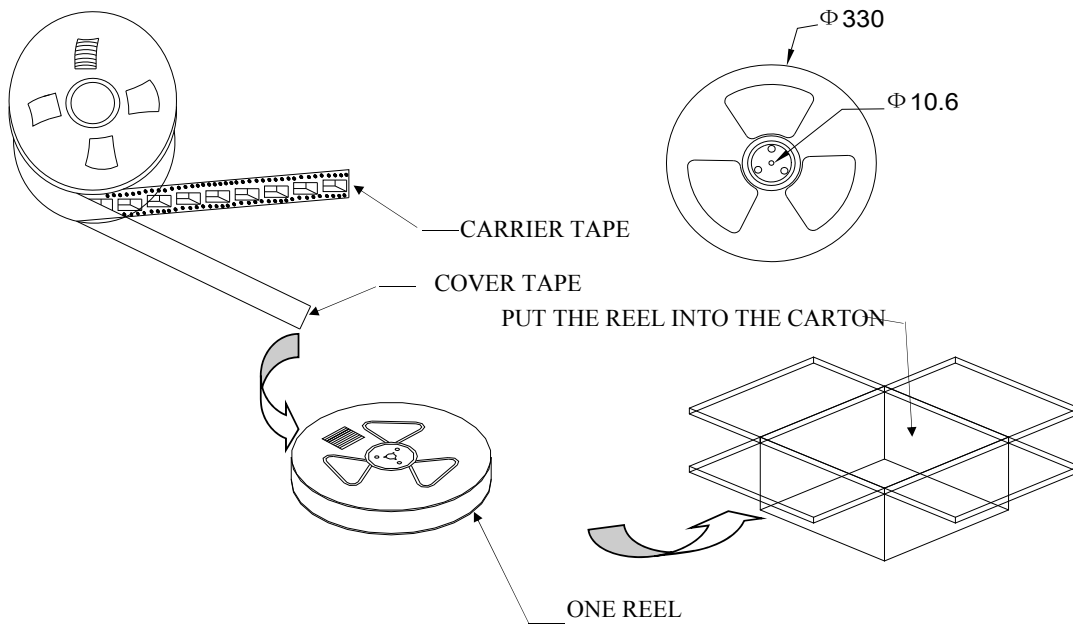
DIM	MILLIMETERS			INCHES		
	MIN	NOM	MAX	MIN	NOM	MAX
A	12.20	12.70	13.20	0.480	0.500	0.520
B	6.60	7.10	7.60	0.260	0.280	0.299
C	/	/	6.40	/	/	0.252
D	8.39	8.89	9.39	0.330	0.350	0.370
E	0.15	0.30	0.45	0.006	0.012	0.018
F	/	1.27	/	/	0.050	/
G	/	0.46	/	/	0.018	/
H	8.90	9.40	9.90	0.350	0.370	0.390
I	/	0.70	/	/	0.028	/
J	0°	/	8°	0°	/	8°
X	/	0.76	/	/	0.030	/
Y	/	2.03	/	/	0.080	/
Z	/	10.60	/	/	0.417	/

SPECIFICATION
Part No. H1601CG
B. SCHEMATIC :

C. ELECTRICAL SPECIFICATION @25°C

ITEM	SPECIFICATION	TEST CONDITION	TEST EQUIPMENT
INDUCTANCE :	350uH MIN.	100KHz 0.2V 8mA DC Bias	TH2819XB OR EQU.
LEAKAGE INDUCTANCE :	0.50uH MAX.	100KHz 0.2V	TH2819XB OR EQU.
INTERWINDING CAPACITANCE :	25pF TYP.	100KHz 0.2V	TH2819XB OR EQU.
DC RESISTANCE :	1.2Ω MAX.	AT 25 °C	TOS 8020 OR EQU.
TURNS RATIO :	1CT:1CT±5%		TH2819XB OR EQU.
POLARITY :	1-16,6-11 IN-PHASE		
INSERTION LOSS :	-1.1dB MAX.	0.5-100 MHz	E5061A OR EQU.
RETURN LOSS :	-18dB MIN.	0.5-30 MHz	E5061A OR EQU.
	-18+20*log(f/30)dB MIN.	30.1-60MHz	
	-12dB MIN.	60.1-80MHz	
CROSS TALK :	-35dB MIN.	0.5-40MHz	E5061A OR EQU.
	-33+20*log(f/50)dB MIN.	40.1-100MHz	
CMRR :	-30dB MIN.	0.5-100MHz	E5061A OR EQU.
ISOLATION HI-POT :PRI TO SEC	1500VAC	1mA,60S	7152AB OR EQU.
	1650VAC	1mA,6S	
OPERATING TEMPERATURE	0°C TO 70°C		

PACKAGE
Part No. H1601CG
D. PACKING:
a. PACKAGING AS BELOW (ONLY FOR A REFERENCE):


ITEM	W	A ₀	B ₀	K ₀	K ₁	P	F	E	D ₀	D ₁	P ₀	P ₂	T
DIM	24.0 ^{+0.30} _{-0.30}	10.0 ^{+0.10} _{-0.10}	13.10 ^{+0.10} _{-0.10}	5.60 ^{+0.10} _{-0.10}	5.10 ^{+0.10} _{-0.10}	16.0 ^{+0.10} _{-0.10}	11.50 ^{+0.15} _{-0.15}	1.75 ^{+0.10} _{-0.10}	1.50 ^{+0.10} _{-0.10}	1.50 ^{+0.10} _{-0.10}	4.00 ^{+0.10} _{-0.10}	2.00 ^{+0.10} _{-0.10}	0.40 ^{+0.05} _{-0.05}
ALTBRNATE													


b. Q'TY:

600 PCS PER REEL
 7 REELS PER CARTON
 4200 PCS PER CARTON

c. LABEL:

REMARK:

ABOVE PACKING IS FOR YOUR REFERENCE ONLY, WHICH MIGHT BE CHANGED WITHOUT NOTICE.

MATERIAL LIST
Part No. H1601CG
E.BOM

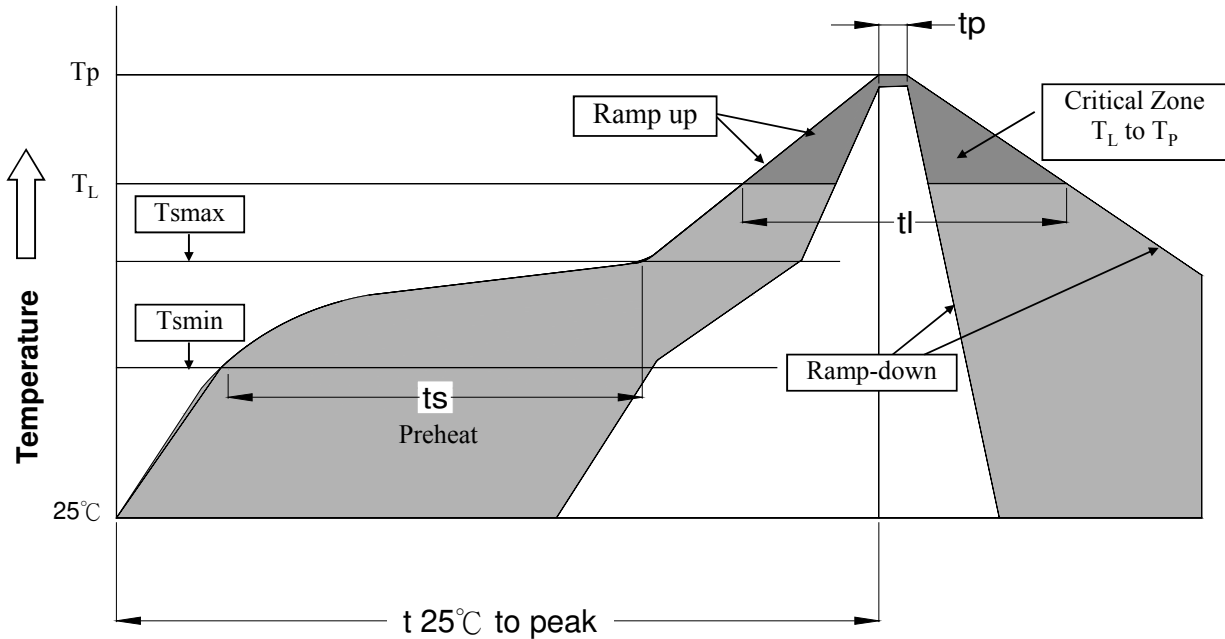
MATERIAL LIST					
NO.	ITEM	MATERIAL	RATING	SUPPLIER OF MATERIAL	UL
1	CORE	Mn-Zn	-----	YEAN SHING	N/A
			-----	ZHONGSHAN CRC ELECTRONICS FACTORY	N/A
		Ni-Zn	-----	YEAN SHING	N/A
			-----	ZHONGSHAN CRC ELECTRONICS FACTORY	N/A
2	COPPER WIRE	QPN180	180℃	ZHUHAI SUNTEK WIRE CO.,LTD	E234867
		Polysol 180	180℃	ELEKTRISOLA(MALAYSIA)SDN. BHD.	E258243
3	CASE	WH-8100	V-0	WAH HONG INDUSTRIAL CORP	E150608
4	PIN	C5191	-----	SHENZHEN MINGSCHIN INDUSTRIAL MATERIAL CO.,LTD.	N/A

RECOMMENDED SOLDERING PROFILE

Part No. H1601CG

a. RECOMMENDED REFLOW SOLDERING PROFILE:

below content is only for your reference



Time \longrightarrow

$T_L = 217^\circ\text{C}$
 $T_P = 245^\circ\text{C}$
 $t_s = 60-180\text{s}$ $T_{s\ max} = 200^\circ\text{C}$ $T_{s\ min} = 150^\circ\text{C}$
 $t_L = 60-150\text{s}$ $t_p = 20-40\text{s}$ $T_{25^\circ\text{C to peak}} = 8\text{min max}$
 Ramp up rate = 3°C/s max Ramp down rate = 6°C/s max

- *RoHS Compliant
- *Solder Paste SAC 305 Sn 96.5/Ag 3.0/Cu 0.5
- *Silkscreen thickness: 0.15mm Min

b. MOISTURE SENSITIVE LEVEL:

- b.1. LEVEL: 1
- b.2. SHELF LIFE: UNLIMITED
- b.3. STORAGE CONDITION: $\cong 30^\circ\text{C}/85\% \text{ RH}$