

DO NOT SCALE FROM THIS PRINT

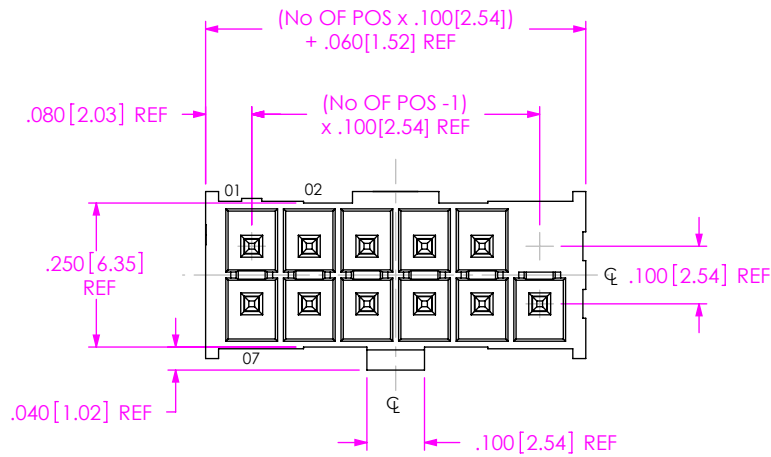
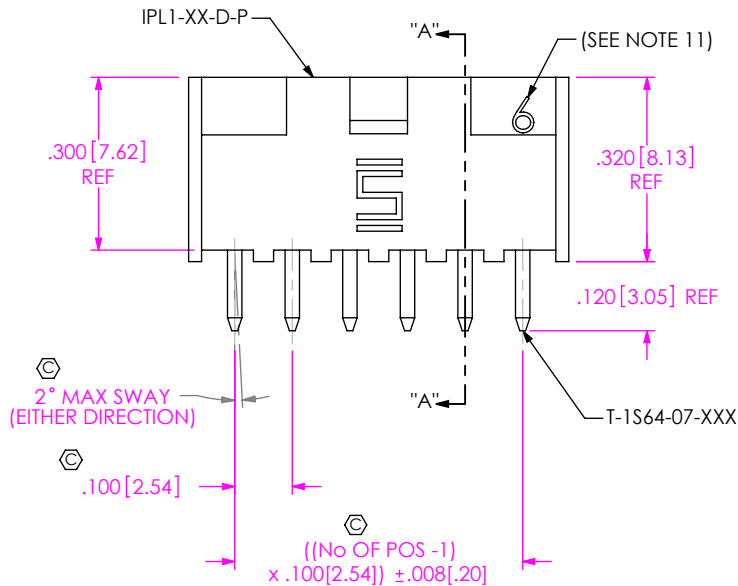


FIG 1
IPL1-106-01-XXX-D-P SHOWN



IPL1-1XX-XX-XXX-D-XX-X-XX

No OF POSITIONS
-02 THRU -25
(PER ROW)

LEAD STYLE
-01: THROUGH HOLE
(USE T-1S64-XX-XX)
-02: SURFACE MOUNT
(SEE FIG 2, SHT 2)
(USE T-1S64-XX-XX)

PLATING SPECIFICATION

-F: FLASH SELECTIVE (USE T-1S64-XX-F)
-L: LIGHT SELECTIVE (USE T-1S64-XX-L)
-S: SELECTIVE (USE T-1S64-XX-S)
-H: HEAVY GOLD (T-1S64-XX-H)
-FM: FLASH SELECTIVE/MATTE TIN TAILS
(USE T-1S64-XX-F)
-LM: LIGHT SELECTIVE/MATTE TIN TAILS
(USE T-1S64-XX-L)
-SM: SELECTIVE/MATTE TIN TAILS
(USE T-1S64-XX-S)
-STL: SELECTIVE/ TIN/LEAD TAILS
(USE T-1S64-XX-STL)

PACKAGING
BLANK: TUBES (SEE NOTE 15)
-TR: TAPE & REEL (SEE NOTES 15 & 16)
(AVAILABLE WITH -02 LEAD STYLE ONLY)
(MUST USE K-DOT-.256-.375-.005)
(SEE FIG 8, SHT 3)
-FR: FULL REEL QTY. TAPE & REEL (SEE NOTES 15 & 16)
(AVAILABLE WITH -02 LEAD STYLE ONLY)
(MUST USE K-DOT-.256-.375-.005)

OPTION

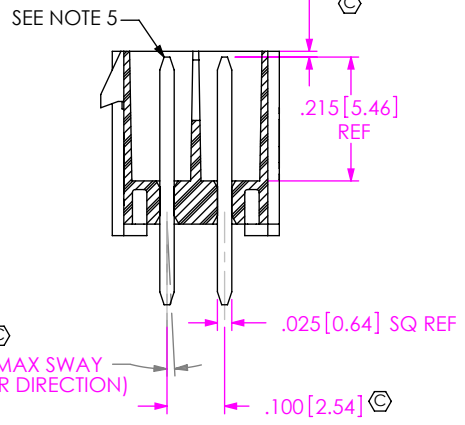
-P: POLARIZATION (SEE FIG 1)
(USE IPL1-XX-D-P)
(NOT AVAILABLE W/ -K OR -G, OPTIONS)
-K: KEYED POLARIZATION
(USE IPL1-XX-D-K)
(SEE FIG 5, SHEET 3)
(NOT AVAILABLE W/ -P OR -G, OPTIONS)
-G: GUIDE POSTS (SEE FIG 6 & 7, SHEET 3)
(USE IPL1-XX-D-GP)
(NOT AVAILABLE W/ -P, -K OPTIONS)
(LEAVE BLANK FOR NO POLARIZATION
(SEE FIG 4, SHEET 3). SAMTEC WILL ONLY SUPPORT
EXISTING BUSINESS AS OF REV U)

OPTION

-RA: RIGHT ANGLE (SEE FIG 3, SHT 2)
(AVAILABLE WITH -01 LEAD STYLE ONLY)

ROW SPECIFICATION

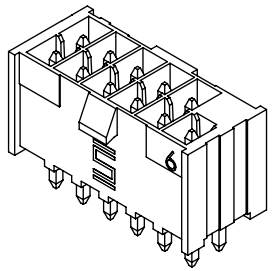
-D: DOUBLE (USE IPL1-XX-D)



SECTION "A-A"

NOTES:

1. C REPRESENTS A CRITICAL DIMENSION.
2. NOTE DELETED.
3. MINIMUM TERMINAL RETENTION: 1 LB.
4. PARTS TO BE MOLDED TO POSITION.
5. POST MUST BE WITHIN .005[.13] OF EACH OTHER.
6. ALL PIN TO PIN DIMENSIONS TO BE MEASURED FROM TIP TO TIP.
7. NOTE DELETED.
8. DIMENSION TO BE MEASURED AT BEND.
9. TIP TO BE FLUSH TO .015 BELOW TOP OF SHROUD.
10. BOTH ROWS TO BE SYMMETRIC WITHIN .010[.25].
11. THIS NUMBER REPRESENTS THE NUMBER OF POSITIONS PER ROW ONLY AND IS NOT INTENDED TO BE USED IN POSITION NUMBERING.
12. 1 OR 2 GATE PADS TO BE PRESENT AT VENDOR DISCRETION.
13. NOTE DELETED.
14. NOTE DELETED.
15. ORDERS WILL BE PACKAGED ACCORDING TO THE SAMTEC PACKAGING EFFICIENCY STANDARDS (SPES) FOUND ON WWW.SAMTEC.COM.
16. ATTACH LABEL-4X2 TO EACH REEL.



LEAD STYLE	OPTION	TERMINAL 1	OAL REF	TERMINAL 2	OAL REF	-TR
-01	NONE	T-1S64-07-X	.430[10.92]	N/A	N/A	N/A
-01	-RA	T-1S64-09-X	.530[13.46]	T-1S64-10-X	.730[18.54]	N/A
-02	NONE	T-1S64-08-X	.445[11.30]	N/A	N/A	K-DOT-.256-.375-.005

CPC THIS SHEET
C3, C4, C5, C6, C7, C8

UNLESS OTHERWISE SPECIFIED, DIMENSIONS ARE IN INCHES. TOLERANCES ARE:
DECIMALS: .XX: ±.01[.3], .XXX: ±.005[.13], .XXXX: ±.0020[.051]
ANGLES: ± 2°

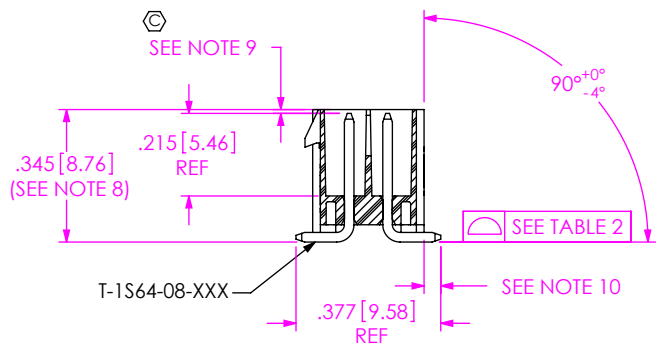
PROPRIETARY NOTE
THIS DOCUMENT CONTAINS CONFIDENTIAL AND PROPRIETARY INFORMATION AND ALL DESIGN, MANUFACTURING, REPRODUCTION, USE, PATENT RIGHTS AND SALES RIGHTS ARE EXPRESSLY RESERVED BY SAMTEC, INC. THIS DOCUMENT SHALL NOT BE DISCLOSED, IN WHOLE OR PART, TO ANY UNAUTHORIZED PERSON OR ENTITY NOR REPRODUCED, TRANSFERRED OR INCORPORATED IN ANY OTHER PROJECT IN ANY MANNER WITHOUT THE EXPRESS WRITTEN CONSENT OF SAMTEC, INC.

MATERIAL: DO NOT SCALE DRAWING SHEET SCALE: 3:1
INSULATOR: LCP UL94-V0, COLOR: BLACK
-K INSULATOR: LCP UL94-V0, COLOR: NATURAL
TERMINAL: PHOS BRONZE

520 PARK EAST BLVD, NEW ALBANY, IN 47150
PHONE: 812-944-6733 FAX: 812-948-5047
e-Mail: info@SAMTEC.com code 55322

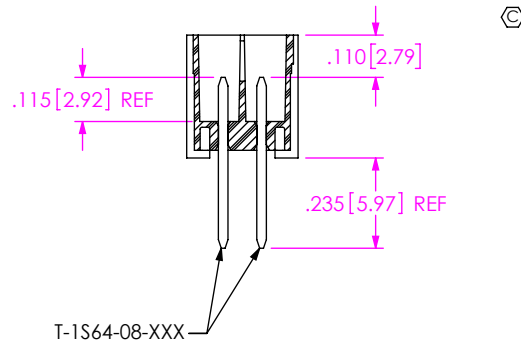
DESCRIPTION: .100[2.54] DOUBLE ROW TERMINAL ASSEMBLY
DWG. NO. IPL1-1XX-XX-XXX-D-XX-X-XX
BY: KEVIN B 03/11/02 SHEET 1 OF 3

FIG 2
IPL1-106-02-XXX-D-P SHOWN
[DIFFERENT AS SHOWN, OTHERWISE SAME AS FIG 1]

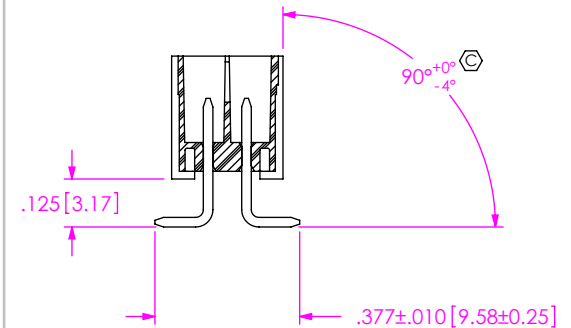


No OF POS.	COPLANARITY
-02 THRU -05	.004[.10]
-06 THRU -10	.005[.13]
-11 THRU -25	.006[.15]

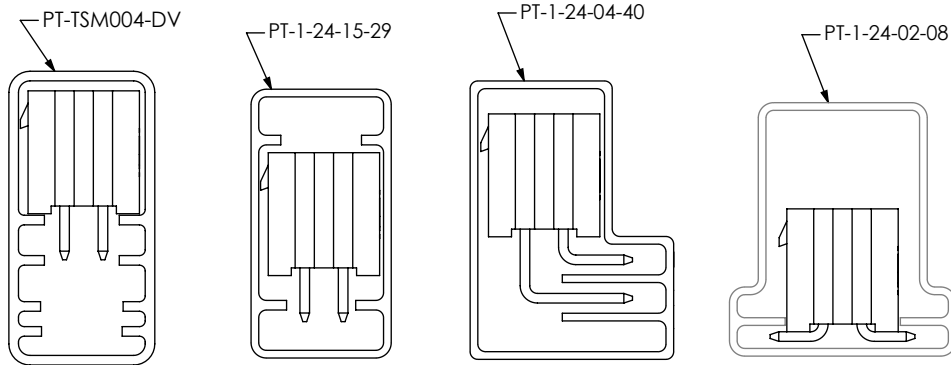
-02: SURFACE MOUNT IN PROCESS 1



-02: SURFACE MOUNT IN PROCESS 2



PACKAGING VIEWS
(ASSEMBLIES TO HAVE POSITION #1 LOADED IN THE SAME DIRECTION AS ARROW ON TUBE, EXCEPT WITH -RA OPTION)



LEAD STYLE	OPTION	PACKAGING TUBE	PLUG
-01	NONE	PT-1-24-15-29	TP-07
-01 (2 POSITION)	NONE	PT-TSM004-DV	TP-07
-01	-RA	PT-1-24-04-40	TP-07
-02	NONE	PT-1-24-02-08	TP-13

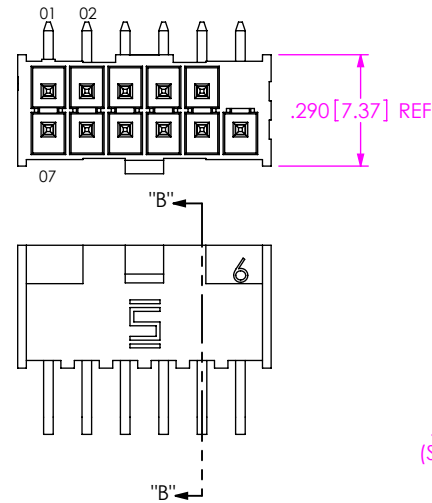
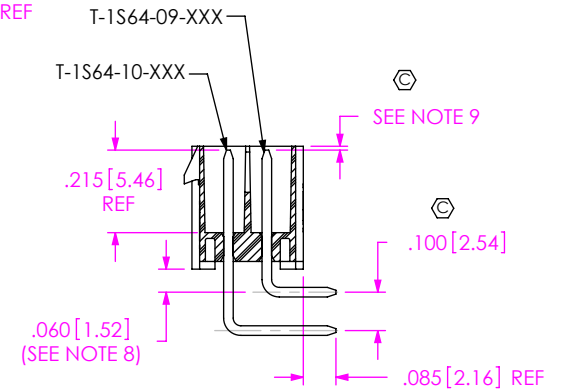


FIG 3
IPL1-106-01-XXX-D-RA-P SHOWN
(DIFFERENT AS SHOWN, OTHERWISE SAME AS FIG 1)



SECTION "B"- "B"

c:\enterprisevault\DWG\MISC\MKTG\IPL1-1XX-XX-XXX-D-XX-X-XX-MKT.SLDDRW

CPC
THIS SHEET

C2, C9,
C10, C14,
C15

PROPRIETARY NOTE
THIS DOCUMENT CONTAINS CONFIDENTIAL AND PROPRIETARY INFORMATION AND ALL DESIGN, MANUFACTURING, REPRODUCTION, USE, PATENT RIGHTS AND SALES RIGHTS ARE EXPRESSLY RESERVED BY SAMTEC, INC. THIS DOCUMENT SHALL NOT BE DISCLOSED, IN WHOLE OR PART, TO ANY UNAUTHORIZED PERSON OR ENTITY NOR REPRODUCED, TRANSFERRED OR INCORPORATED IN ANY OTHER PROJECT IN ANY MANNER WITHOUT THE EXPRESS WRITTEN CONSENT OF SAMTEC, INC.

DO NOT SCALE DRAWING

SHEET SCALE: 2:1



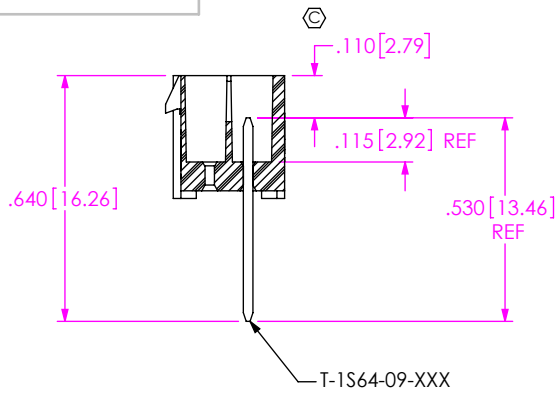
520 PARK EAST BLVD, NEW ALBANY, IN 47150
PHONE: 812-944-6733 FAX: 812-948-5047
e-Mail info@SAMTEC.com code 55322

DESCRIPTION:
.100[2.54] DOUBLE ROW TERMINAL ASSEMBLY

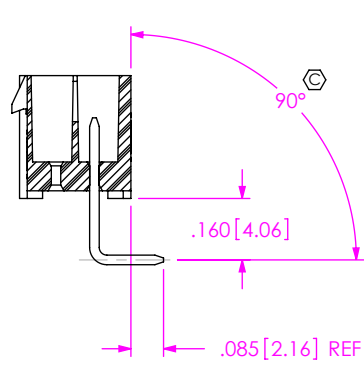
DWG. NO.
IPL1-1XX-XX-XXX-D-XX-X-XX

BY: KEVIN B 03/11/02 SHEET 2 OF 3

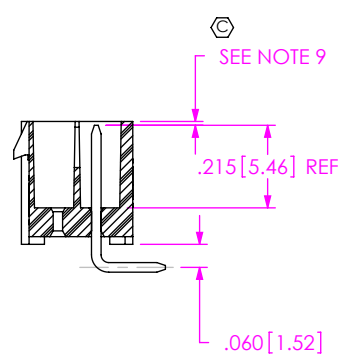
-RA: IN PROCESS 1



-RA: IN PROCESS 2



-RA: IN PROCESS 3



-RA: IN PROCESS 4

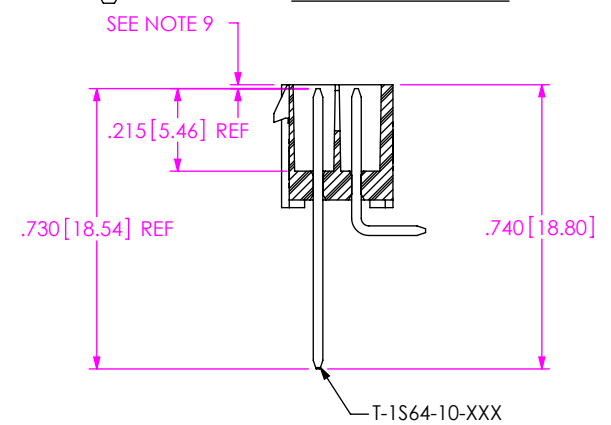


FIG 4
(IPL1-106-01-XXX-D SHOWN)
(DIFFERENT AS SHOWN,
OTHERWISE SAME AS FIG 1)

**SAMTEC WILL ONLY SUPPORT
EXISTING BUSINESS AS OF REV. U)**

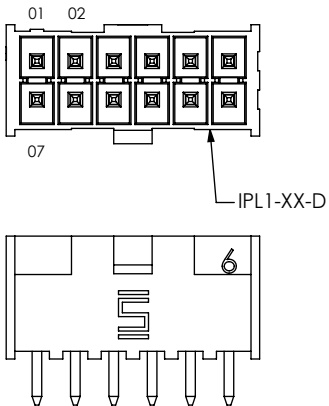


FIG 5
(IPL1-106-01-XXX-D-K SHOWN)
(DIFFERENT AS SHOWN, OTHERWISE SAME AS FIG 4)

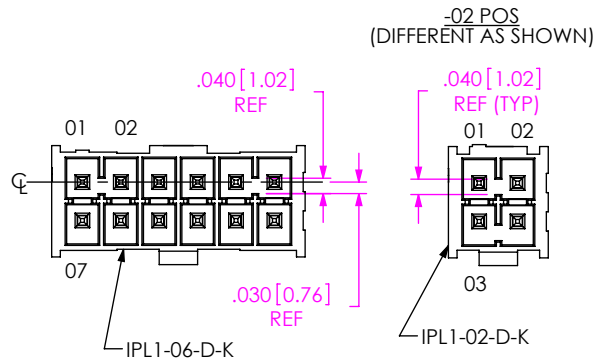


FIG 6
(IPL1-106-01-XXX-D-RA-G SHOWN)
(DIFFERENT AS SHOWN, OTHERWISE SAME AS FIG 3)

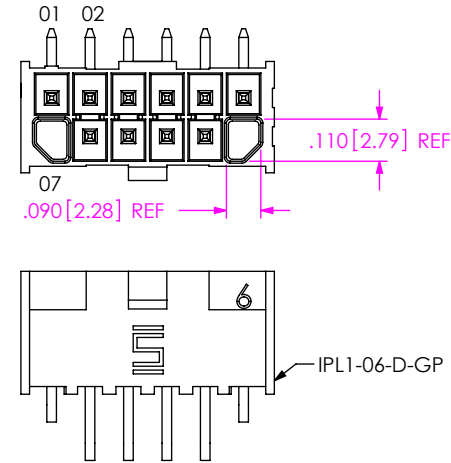


FIG 7
(IPL1-102-01-XXX-D-G SHOWN)
(DIFFERENT AS SHOWN,
OTHERWISE SAME AS FIG 1)

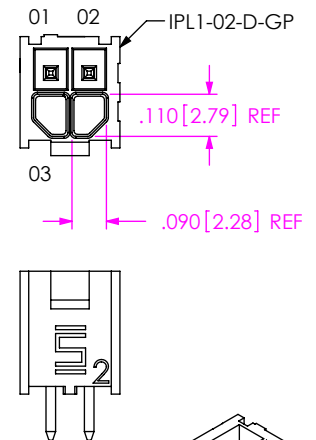
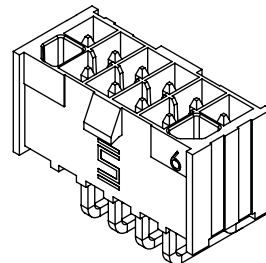
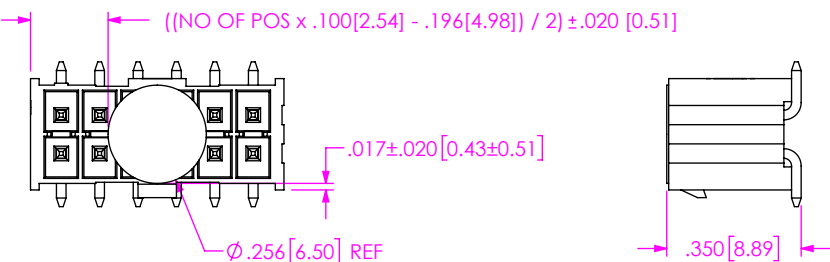


FIG 8
(IPL1-106-02-XXX-D-TR SHOWN)
(MUST USE K-DOT-.256-.375-.005)
(DIFFERENT AS SHOWN, OTHERWISE SAME AS FIG 2)



CPC
THIS SHEET

C1, C11,
C12, C13

PROPRIETARY NOTE
THIS DOCUMENT CONTAINS CONFIDENTIAL AND
PROPRIETARY INFORMATION AND ALL DESIGN,
MANUFACTURING, REPRODUCTION, USE, PATENT RIGHTS
AND SALES RIGHTS ARE EXPRESSLY RESERVED BY SAMTEC,
INC. THIS DOCUMENT SHALL NOT BE DISCLOSED, IN WHOLE
OR PART, TO ANY UNAUTHORIZED PERSON OR ENTITY NOR
REPRODUCED, TRANSFERRED OR INCORPORATED IN ANY
OTHER PROJECT IN ANY MANNER WITHOUT THE EXPRESS
WRITTEN CONSENT OF SAMTEC, INC.

DO NOT SCALE DRAWING

SHEET SCALE: 2:1

samtec

520 PARK EAST BLVD, NEW ALBANY, IN 47150
PHONE: 812-944-6733 FAX: 812-948-5047
e-Mail info@SAMTEC.com code 55322

DESCRIPTION:
.100 [2.54] DOUBLE ROW TERMINAL ASSEMBLY

DWG. NO.
IPL1-1XX-XX-XXX-D-XX-X-XX

BY: KEVIN B 03/11/02 SHEET 3 OF 3