



Main

Range of Product	Harmony XAC
Product or Component Type	Pendant control station
Device short name	XACA

Complementary

Control station type	Double insulated
Enclosure Material	Polypropylene
Electrical circuit type	Control circuit
Enclosure Type	Complete ready for use
Control station application	Control of single speed hoist motor
Control station composition	4 push-buttons + 1 emergency stop
Control button type	First push-button 1 NO raise, slow Second push-button 1 NO lower, slow Fourth push-button 1 NO left, slow Third push-button 1 NO right, slow Stop push-button Ø 40 mm 1 NC latching
Product compatibility	ZB2BE101 for each direction ZB2BE102 for emergency stop
Mechanical interlocking	With mechanical interlocking between pairs
Control station colour	Yellow
Connections - terminals	Screw clamp terminals, 1 x 0.5...1 x 2.5 mm ² without cable end Screw clamp terminals, 1 x 0.5...2 x 1.5 mm ² with cable end
Standards	UL 508 CSA C22.2 No 14 EN/IEC 60947-5-1 EN/IEC 60204-32
Product Certifications	GOST CCC
Protective treatment	TH
Ambient Air Temperature for Operation	-13...158 °F (-25...70 °C)
Ambient Air Temperature for Storage	-40...158 °F (-40...70 °C)
Vibration resistance	15 gn 10...500 Hz)IEC 60068-2-6
Shock resistance	100 gn IEC 60068-2-27
Overvoltage category	Class II IEC 61140
IP degree of protection	IP65 conforming to IEC 60529
IK degree of protection	IK08 EN 50102
Mechanical durability	1000000 cycles
Cable entry	Rubber sleeve with stepped entry 0.31...1.02 in (8...26 mm)
Contact code designation	A600 AC-15, Ue = 240 V, Ie = 3 A IEC 60947-5-1 appendix A A600 AC-15, Ue = 600 V, Ie = 1.2 A IEC 60947-5-1 appendix A Q600 DC-13, Ue = 250 V, Ie = 0.27 A IEC 60947-5-1 appendix A Q600 DC-13, Ue = 600 V, Ie = 0.1 A IEC 60947-5-1 appendix A

[Ithe] conventional enclosed thermal current	10 A
[Ui] rated insulation voltage	600 V 3)
[Uimp] rated impulse withstand voltage	6 kV IEC 60947-1
Contact operation	Slow-break
Maximum resistance across terminals	25 MOhm
Operating force	10 N push-button 8 N emergency stop
Short-circuit protection	10 A fuse protection cartridge gG
Rated operational power in W	40 W DC-13 1000000 cycles 60 cyc/mn 120 V 0.5 inductive IEC 60947-5-1 appendix C 48 W DC-13 1000000 cycles 60 cyc/mn 48 V 0.5 inductive IEC 60947-5-1 appendix C 65 W DC-13 1000000 cycles 60 cyc/mn 24 V 0.5 inductive IEC 60947-5-1 appendix C
Terminals description ISO n°1	(13-14)NO
Terminals description ISO n°2	(11-12)NC
Terminal identifier	(11-12)NC (13-14)NO
Net Weight	1.76 lb(US) (0.8 kg)





Ordering and shipping details

Category	18407-WORLD SERVICE PARTS(SENSORS)
Discount Schedule	T
GTIN	3389110426878
Nbr. of units in pkg.	1
Package weight(Lbs)	28.01 oz (794.0 g)
Returnability	No
Country of origin	CZ

Packing Units

Unit Type of Package 1	PCE
Package 1 Height	4.13 in (10.5 cm)
Package 1 width	20.43 in (51.9 cm)
Package 1 Length	4.45 in (11.3 cm)
Unit Type of Package 2	P06
Number of Units in Package 2	30
Package 2 Weight	81.17 lb(US) (36.82 kg)
Package 2 Height	28.94 in (73.5 cm)
Package 2 width	31.50 in (80 cm)
Package 2 Length	23.62 in (60 cm)

Offer Sustainability

Sustainable offer status	Green Premium product
California proposition 65	WARNING: This product can expose you to chemicals including: Nickel compounds, which is known to the State of California to cause cancer, and Di-isodecyl phthalate (DIDP), which is known to the State of California to cause birth defects or other reproductive harm. For more information go to www.P65Warnings.ca.gov
REACH Regulation	 REACH Declaration
REACH free of SVHC	Yes
EU RoHS Directive	Pro-active compliance (Product out of EU RoHS legal scope)  EU RoHS Declaration
Toxic heavy metal free	Yes
Mercury free	Yes
RoHS exemption information	 Yes
China RoHS Regulation	 China RoHS Declaration

Environmental Disclosure	Product Environmental Profile
WEEE	The product must be disposed on European Union markets following specific waste collection and never end up in rubbish bins.

Contractual warranty

Warranty	18 months
----------	-----------
