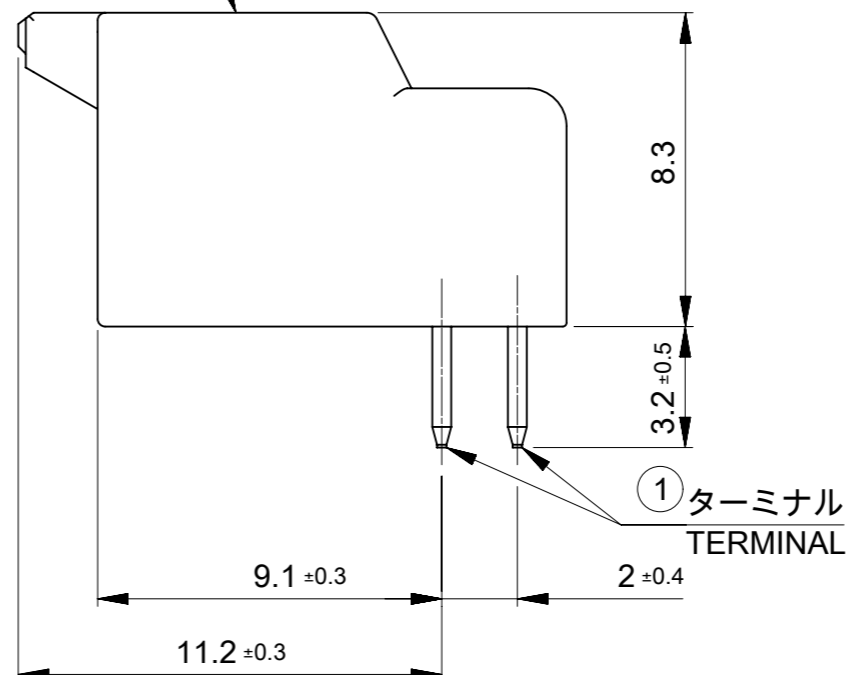
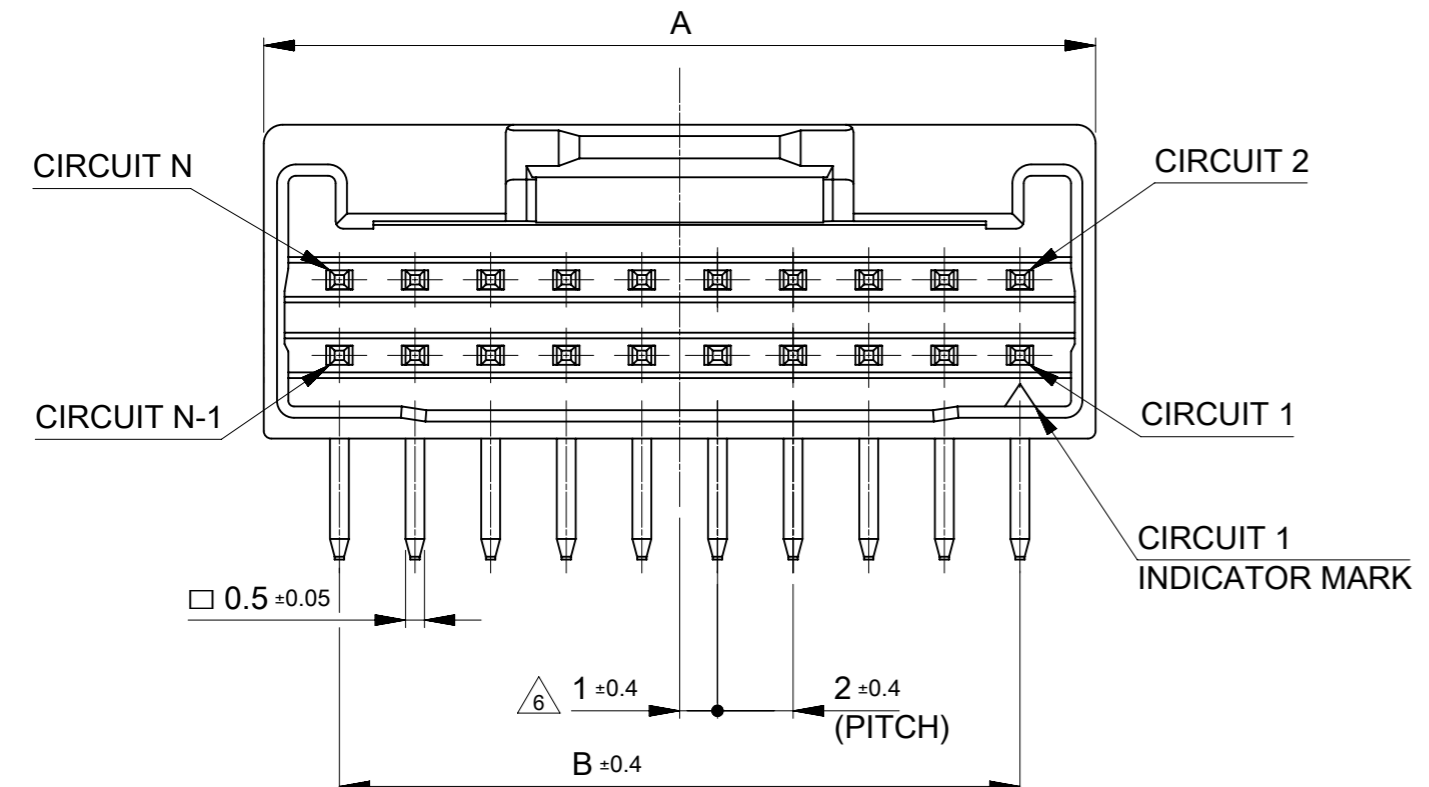


②ハウジング
HOUSING



①ターミナル
TERMINAL

9.2	38	42	40
9.2	36	40	38
9.2	34	38	36
9.2	32	36	34
9.2	30	34	32
9.2	28	32	30
9.2	26	30	28
9.2	24	28	26
9.2	22	26	24
9.2	20	24	22
9.2	18	22	20
9.2	16	20	18
9.2	14	18	16
9.2	12	16	14
9.2	10	14	12
7.3	8	12	10
C	B	A	極数 CIRCUIT SIZE

△ TABLE 1

番号 No.	部品 PART	材質 MATERIAL	
①	ターミナル TERMINAL	黄銅, BRASS	
		下地めっき UNDER PLATING	ニッケルめっき 1 micro-meter MIN NICKEL PLATING 1 micro-meter MIN
		コンタクト CONTACT	金めっき 0.1/0.38/0.76 micro-meters MIN GOLD PLATING 0.1/0.38/0.76 micro-meters MIN
		テール SOLDER TAIL	無光沢錫めっき 1 micro-meter MIN MATTE TIN PLATING 1 micro-meter MIN
②	ハウジング HOUSING	ポリアミド(PA)ガラス入り, UL94V-0, 色 : SEE CHART POLYAMIDE(PA) GLASS FILLED, UL94V-0, COLOR : SEE CHART	

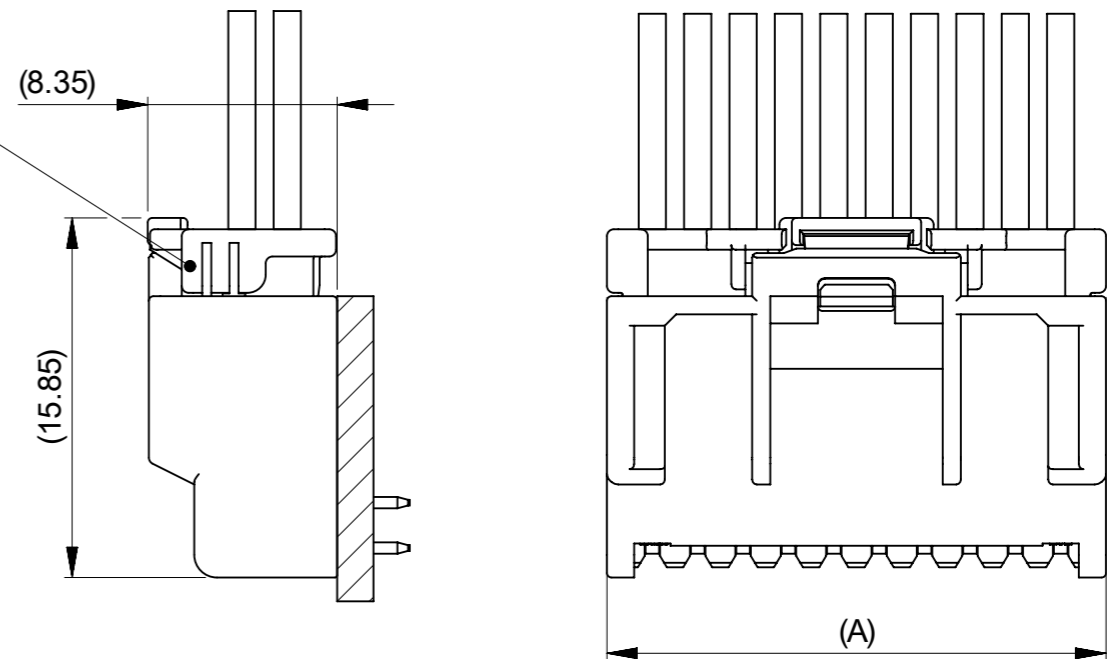
THIS DRAWING CONTAINS INFORMATION THAT IS PROPRIETARY TO MOLEX ELECTRONIC TECHNOLOGIES, LLC AND SHOULD NOT BE USED WITHOUT WRITTEN PERMISSION

DIMENSION UNITS mm	SCALE NTS	CURRENT REV DESC: REVISED	
GENERAL TOLERANCES (UNLESS SPECIFIED)		molex	
ANGULAR TOL ± 3.0°	4 PLACES ± 0.2	IGRID 2.0 WIRE TO BOARD RIGHT ANGLE TH PLUG ASSEMBLY GOLD PLATING	
3 PLACES ± 0.2	2 PLACES ± 0.2	PRODUCT CUSTOMER DRAWING	
1 PLACE ± 0.2	0 PLACES ± 0.2	EC NO: 721018 DRWN: HHUSSIN CHK'D: SAKIYAMA APPR: AIDA	2022/09/06 2022/11/21 2022/11/21
DRAFT WHERE APPLICABLE MUST REMAIN WITHIN DIMENSIONS		INITIAL REVISION: DRWN: SNAKAMURA08 APPR: KOMURAKAMI	2019/10/08 2020/03/18
THIRD ANGLE PROJECTION	DRAWING A3-SIZE	SERIES 208659	MATERIAL NUMBER SEE CHART
CUSTOMER GENERAL		DOCUMENT NUMBER 2086590000-SD	DOC TYPE PSD
SHEET NUMBER 1 OF 4		DOC PART 000	

NOTES.

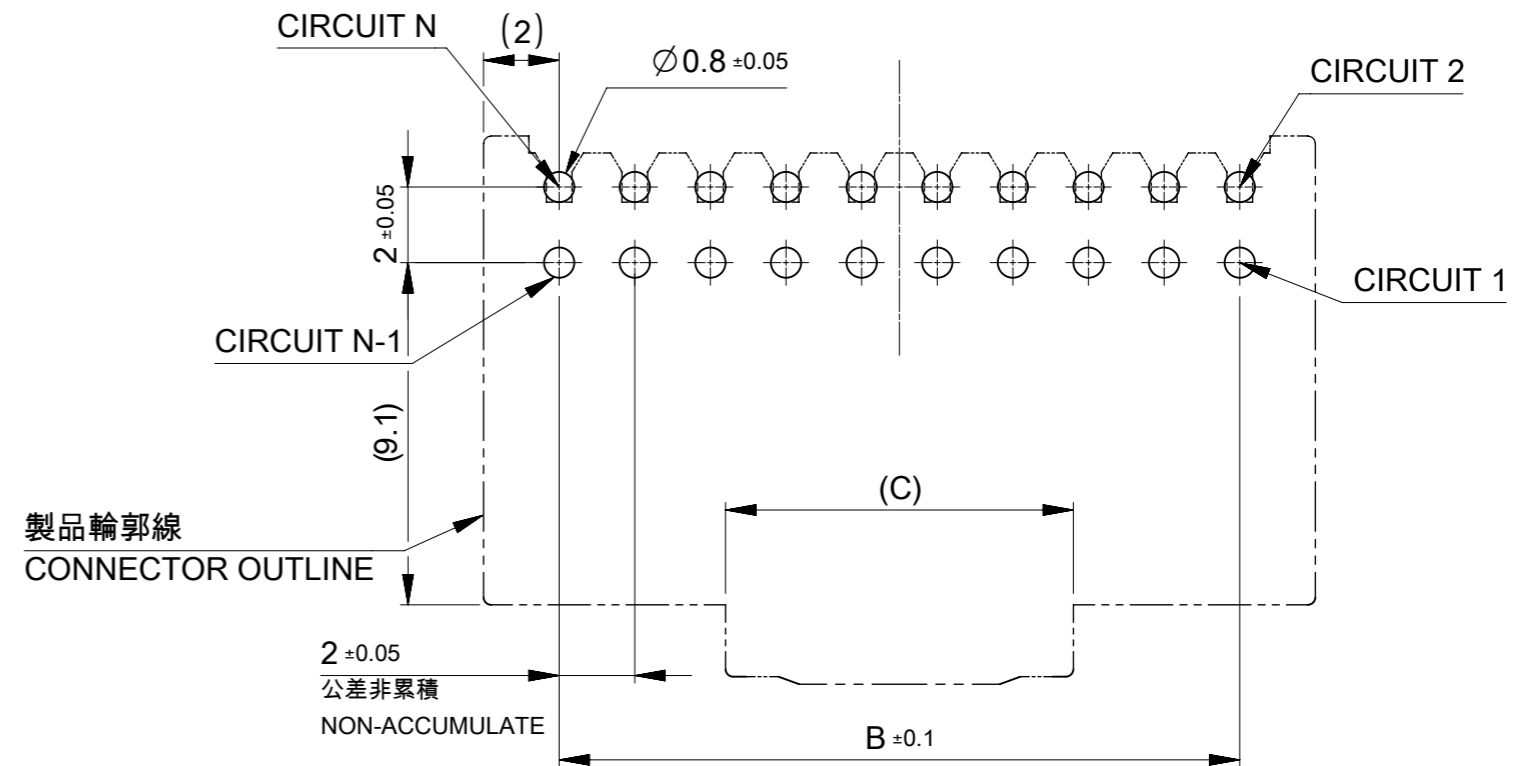
- 1 材料及び仕上げ(めっき仕様) : TABLE 1 参照
MATERIAL AND FINISHES : SEE TABLE 1
- 2 適用製品及び各種仕様書はSHEET 3を御参照ください。
PLEASE REFER TO SHEET 3 ABOUT APPLICABLE PRODUCTS AND VARIOUS SPECIFICATIONS.
- 3. 本製品は金めっき品です。錫めっき品は5018760000-SD/PSD/000を御参照ください。
THIS PRODUCT IS A GOLD PLATING. FOR TIN PLATING PRODUCT,
PLEASE REFER TO 5018760000-SD/PSD/000.
- 4 極数/2 = 偶数に適用
APPLY FOR CIRCUIT SIZE / 2 =EVEN
- 5. ソルダーテール部に錫めっきを使用している為、外観に摺動痕が付く場合があります。
THE WOUND OF FRICTION MIGHT ADHERE TO EXTERNALS
BECAUSE THE TIN PLATING IS USED IN SOLDER-TAIL PART.
- 6 発注番号 : SHEET 4 参照
ORDER No. : PLEASE REFER TO SHEET 4 FOR PRODUCT LIST

嵌合相手 501646 SERIES
MATE WITH : 501646 SERIES



嵌合図
MATED CONNECTORS

208659	****	ハウジングカラー HOUSING COLOR
極数 CIRCUIT SIZE		0:ナチュラル NATURAL (白 WHITE)
		1:黒 BLACK
		金めっき厚 GOLD PLATING THICKNESS
		4 : 0.1 micro-meters MIN
		6 : 0.38 micro-meters MIN
		7 : 0.76 micro-meters MIN



製品輪郭線
CONNECTOR OUTLINE

基板取付穴推奨寸法(マウント面)
RECOMMENDED PCB HOLE DIMENSION (MOUNTING SIDE)
参考基板厚 t=1.2~1.6
REFERANCE PCB THICKNESS t=1.2~1.6

THIS DRAWING CONTAINS INFORMATION THAT IS PROPRIETARY TO MOLEX ELECTRONIC TECHNOLOGIES, LLC AND SHOULD NOT BE USED WITHOUT WRITTEN PERMISSION									
DIMENSION UNITS	SCALE	CURRENT REV DESC: REVISED							
mm	NTS								
GENERAL TOLERANCES (UNLESS SPECIFIED)									
ANGULAR TOL	± 3.0 °	IGRID 2.0 WIRE TO BOARD RIGHT ANGLE TH PLUG ASSEMBLY GOLD PLATING							
4 PLACES	± 0.2	PRODUCT CUSTOMER DRAWING							
3 PLACES	± 0.2	DOCUMENT NUMBER							
2 PLACES	± 0.2	2086590000-SD							
1 PLACE	± 0.2	DOC TYPE DOC PART REVISION							
0 PLACES	± 0.2	PSD 000 B							
DRAFT WHERE APPLICABLE MUST REMAIN WITHIN DIMENSIONS		THIRD ANGLE PROJECTION	DRAWING	SERIES	MATERIAL NUMBER	CUSTOMER		SHEET NUMBER	
			A3-SIZE	208659	SEE CHART	GENERAL		2 OF 4	

△₃ 適用製品及び各種仕様書
 APPLICABLE PRODUCTS AND VARIOUS SPECIFICATIONS

梱包仕様書 PACKAGING SPECIFICATION	PART NUMBER	DOCUMENT NUMBER
	208659 ****	2086599200-SPK PS 200

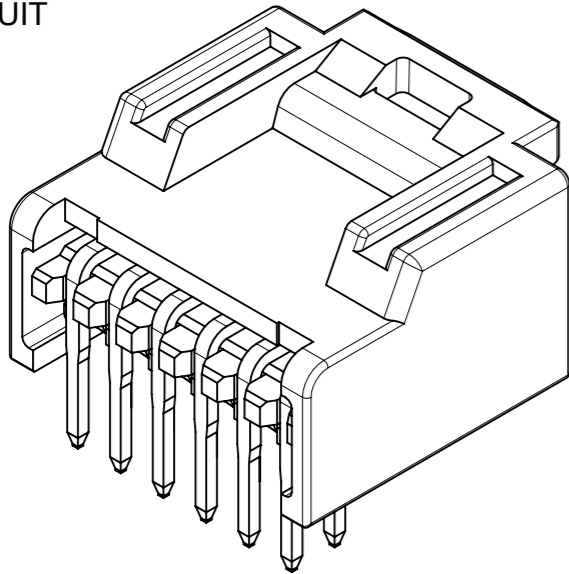
適用嵌合相手 MATE WITH	HOUSING	TERMINAL (GOLD PLATING)
		#22-28
シリーズ番号 SERIES NUMBER	501646 SERIES	503095 SERIES
製品仕様書 PRODUCT SPECIFICATION	5016460000-PS PS 000	
アプリケーション仕様書 APPLICATION SPECIFICATION	5016460000 PS A00	

THIS DRAWING CONTAINS INFORMATION THAT IS PROPRIETARY TO MOLEX ELECTRONIC TECHNOLOGIES, LLC AND SHOULD NOT BE USED WITHOUT WRITTEN PERMISSION													
DIMENSION UNITS	SCALE	CURRENT REV DESC: REVISED				molex							
mm	NTS					IGRID 2.0 WIRE TO BOARD RIGHT ANGLE TH PLUG ASSEMBLY GOLD PLATING							
GENERAL TOLERANCES (UNLESS SPECIFIED)		EC NO: 721018 DRWN: HHUSSIN 2022/09/06 CHK'D: SAKIYAMA 2022/11/21 APPR: AIDA 2022/11/21 INITIAL REVISION: DRWN: SNAKAMURA08 2019/10/08 APPR: KOMURAKAMI 2020/03/18				PRODUCT CUSTOMER DRAWING							
ANGULAR TOL	± 3.0 °					DOCUMENT NUMBER				DOC TYPE	DOC PART	REVISION	
4 PLACES	± 0.2					2086590000-SD				PSD	000	B	
3 PLACES	± 0.2					MATERIAL NUMBER				CUSTOMER			
2 PLACES	± 0.2					SEE CHART				GENERAL			
1 PLACE	± 0.2	SERIES				SHEET NUMBER							
0 PLACES	± 0.2	A3-SIZE 208659				3 OF 4							
DRAFT WHERE APPLICABLE MUST REMAIN WITHIN DIMENSIONS		THIRD ANGLE PROJECTION 		DRAWING									

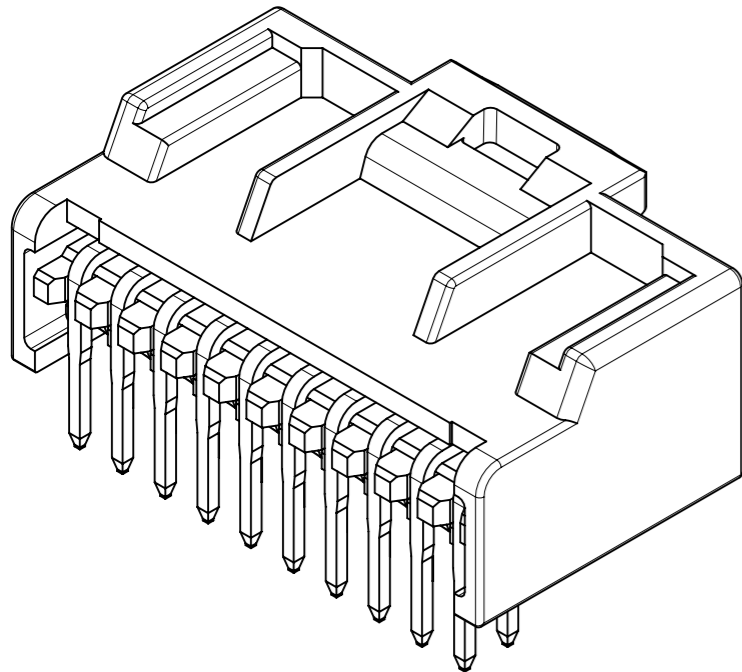
DOCUMENT STATUS	P1	RELEASE DATE	2022/11/21	12:10:24
-----------------	----	--------------	------------	----------

製品形状
PRODUCT SHAPE

10, 12 極
10, 12 CIRCUIT



14 - 40 極
14 - 40 CIRCUIT



製品一覧 PRODUCT LIST

0.76 micro-meters MIN		0.38 micro-meters MIN		0.1 micro-meters MIN		接点部金めっき厚 GOLD PLATING THICKNESS ON CONTACT AREA
黒 : BLACK	ナチュラル : NATURAL (白 : WHITE)	黒 : BLACK	ナチュラル : NATURAL (白 : WHITE)	黒 : BLACK	ナチュラル : NATURAL (白 : WHITE)	HOUSING COLOR
208659 4071	208659 4070	208659 4061	208659 4060	208659 4041	208659 4040	40
↑ 3871	↑ 3870	↑ 3861	↑ 3860	↑ 3841	↑ 3840	38
	3671		3661		3641	36
	3471		3461		3441	34
	3271		3261		3241	32
	3071		3061		3041	30
	2871		2861		2841	28
	2671		2661		2641	26
	2471		2461		2441	24
	2271		2261		2241	22
	2071		2061		2041	20
	1871		1861		1841	18
	1671		1661		1641	16
	1471		1461		1441	14
↓ 1271	↓ 1270	↓ 1261	↓ 1260	↓ 1241	↓ 1240	12
208659 1071	208659 1070	208659 1061	208659 1060	208659 1041	208659 1040	10
発注番号 ORDER No.						極数
PACKAGING STYLE : TRAY						CIRCUIT SIZE

THIS DRAWING CONTAINS INFORMATION THAT IS PROPRIETARY TO MOLEX ELECTRONIC TECHNOLOGIES, LLC AND SHOULD NOT BE USED WITHOUT WRITTEN PERMISSION		CURRENT REV DESC: REVISED		molex	
DIMENSION UNITS mm	SCALE NTS	EC NO: 721018			
GENERAL TOLERANCES (UNLESS SPECIFIED)		DRWN: HHUSSIN 2022/09/06		IGRID 2.0 WIRE TO BOARD RIGHT ANGLE TH PLUG ASSEMBLY GOLD PLATING	
ANGULAR TOL ± 3.0°		CHK'D: SAKIYAMA 2022/11/21			
4 PLACES ± 0.2		APPR: AIDA 2022/11/21		PRODUCT CUSTOMER DRAWING	
3 PLACES ± 0.2		INITIAL REVISION:			
2 PLACES ± 0.2		DRWN: SNAKAMURA08 2019/10/08		DOCUMENT NUMBER 2086590000-SD	
1 PLACE ± 0.2		APPR: KOMURAKAMI 2020/03/18			
0 PLACES ± 0.2		DRAFT WHERE APPLICABLE MUST REMAIN WITHIN DIMENSIONS		DOC TYPE DOC PART REVISION PSD 000 B	
THIRD ANGLE PROJECTION		DRAWING			
A3-SIZE		SERIES		MATERIAL NUMBER SEE CHART	
208659		CUSTOMER			
GENERAL		SHEET NUMBER		4 OF 4	
DATE: 2021/05/01					