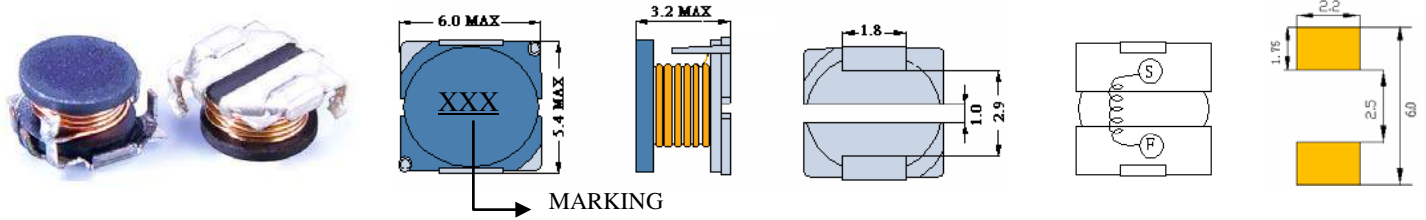


SCH53

SMD POWER INDUCTORS



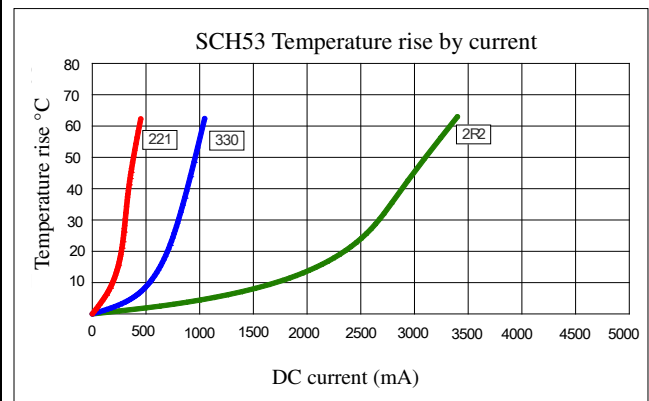
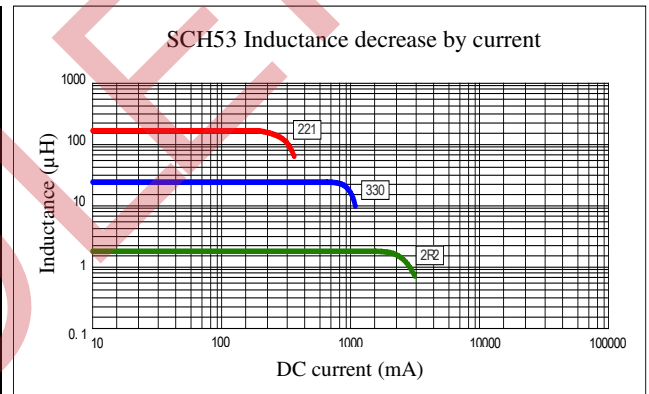
• Features

1. Open frame construction
2. Excellent Power Density
3. Engineered to Provide High Efficiency

ELECTRICAL CHARACTERISTICS



Part Number	Inductance (uH) ⁽¹⁾	Test Frequency	DC Resistance (Ω MAX) ⁽²⁾	Saturation Current ⁽³⁾ (A)	Temperature Current ⁽⁴⁾ (A)
SCH53-2R2	2.2	7.96KHZ	66m	2.03	2.60
SCH53-3R3	3.3	7.96KHZ	88m	1.88	2.30
SCH53-4R7	4.7	7.96KHZ	96m	1.68	2.00
SCH53-100	10	1KHZ	0.16	1.23	1.50
SCH53-120	12	1KHZ	0.18	1.12	1.35
SCH53-150	15	1KHZ	0.25	1.00	1.20
SCH53-180	18	1KHZ	0.28	0.88	1.10
SCH53-220	22	1KHZ	0.39	0.80	1.05
SCH53-270	27	1KHZ	0.42	0.72	0.90
SCH53-330	33	1KHZ	0.49	0.67	0.80
SCH53-390	39	1KHZ	0.55	0.64	0.76
SCH53-470	47	1KHZ	0.77	0.53	0.70
SCH53-560	56	1KHZ	0.87	0.50	0.58
SCH53-680	68	1KHZ	1.21	0.45	0.50
SCH53-820	82	1KHZ	1.34	0.39	0.47
SCH53-101	100	1KHZ	1.57	0.37	0.43
SCH53-121	120	1KHZ	1.80	0.34	0.42
SCH53-151	150	1KHZ	2.40	0.31	0.39
SCH53-181	180	1KHZ	2.66	0.30	0.33
SCH53-221	220	1KHZ	3.73	0.26	0.30



- (1). Inductance tolerance $\pm 20\%$ tested at 0.25V, 0ADC and 25°C.
- (2). DCR measured at 25°C.
- (3). The DC current at which the inductance decreases by 10% from its initial value.
- (4). The DC current that results in a 40°C temperature rise from 25°C ambient.

Click here for [QUANTITY PER REEL & PACKING INFORMATION](#)

Custom versions available upon request.



belfuse.com/signal

© 2019 Signal Transformer – Specification subject to change without notice. 12.19

128 Atlantic Avenue, Lynbrook, NY 11563
 Toll Free 866-239-5777 • Tel 516-239-5777 • Fax 516-239-7208
Sales@signaltransformer.com • techhelp@signaltransformer.com