

EMWE-3165-A Development Board Introduce.

1.Summarize.

EMWE - 3165 - A is Shanghai MXCHIP Information Technology Co.,Ltd for EMW3165 series wi-fi module development evaluation board, users use It can easily implement for MXCHIP wi-fi module development and evaluation

This product contains NFC antenna, JTAG, USB, DB9, buttons, and other interface, also contains a 3.7 V battery, button battery 3.3 V;

Can cooperate with simulators for wi-fi module in the simulation burning. And can cooperate mxchipWNet library evaluation module: quickly passthrough, EASYLINK, NFC matching and other functions.

Support model:

Module type	Type of antenna	
EMW3165-P	P	PCB antenna
EMW3165-E	E	External antenna

2.The instructions of the interface.

The name of the interface	Functional specifications
CN1	5v USB interface, EMWE - 3165 - A power supply, at the same time the virtual EMW3165 USART
CN2	232 serial port
U13	SMT solder module
CN7	JATG debugging burning
S1	Reset button
S2	Easylink buttons
SW1	The BOOT mode switch (default)
SW2	High STATUS mode switch (the default)
SW5	The power switch
J1	3.3 V button battery holder
BT1	Battery holder

3.hardware instructions

a.CN1 for USB interface of power, but also a USB into USART connection module USART interfaces.

b.CN2 232 USES 232 turn USART connection module interface

c.U13 module SMT solder only support wi-fi EMW3165 modules in series module, assessment module when welding module

d.Burn simulation module support through the CN7 JATG interface.

e.S1, for pressing the reset button can be reset by pressing the button on the module.

f.S3 for EasyLink key, press the button after MXCHIP patent EasyLink matching module into the state, can through the phone APP access status or other similar software configuration module, configuration module will automatically restart, after a successful connection router

g.SW1 and SW2 is high by default state, after power on the module to passthrough mode.

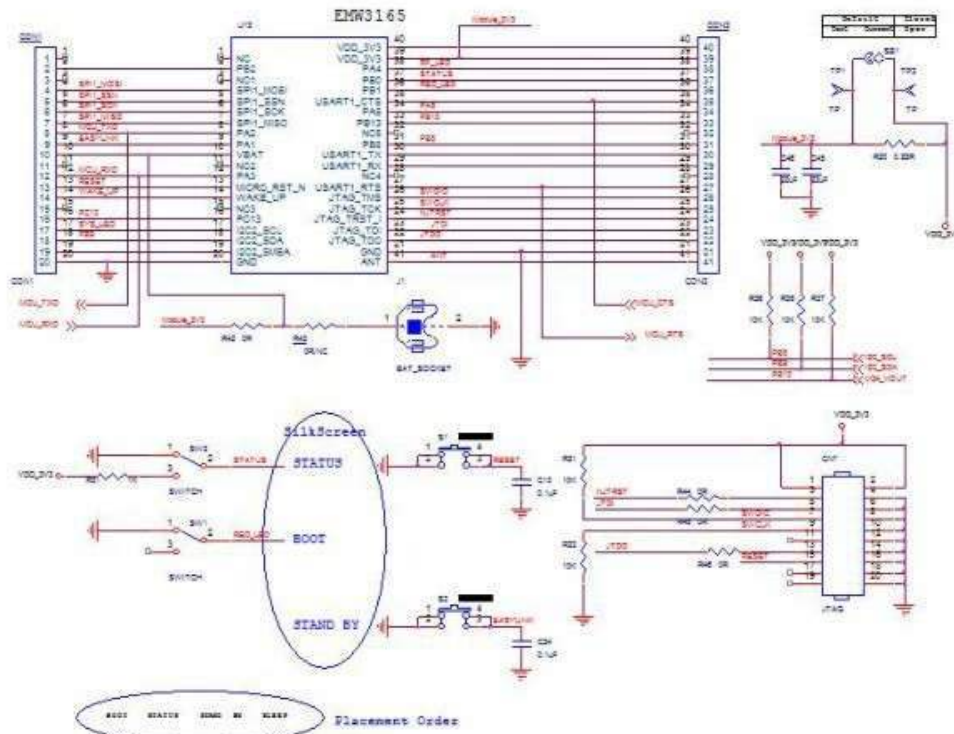
h.EMWE - 3165 - A has A NFC interface (see chart on previous page), can support NFC connected router configuration module.

i. BT1 is 3.7 V batteries, recommend a rechargeable lithium battery: 18650.

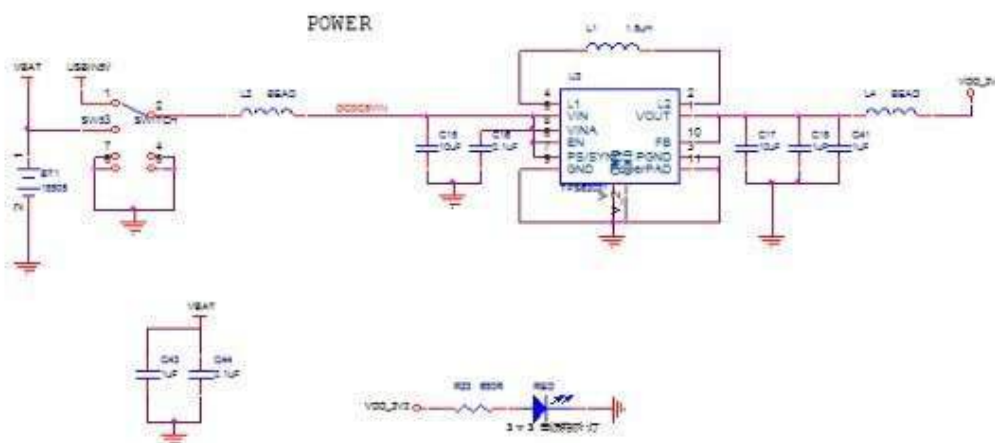
j. In CN1 have no USB cable into the power, to place 3.3 V on J1 interface button battery to replace.

4. circuit diagram

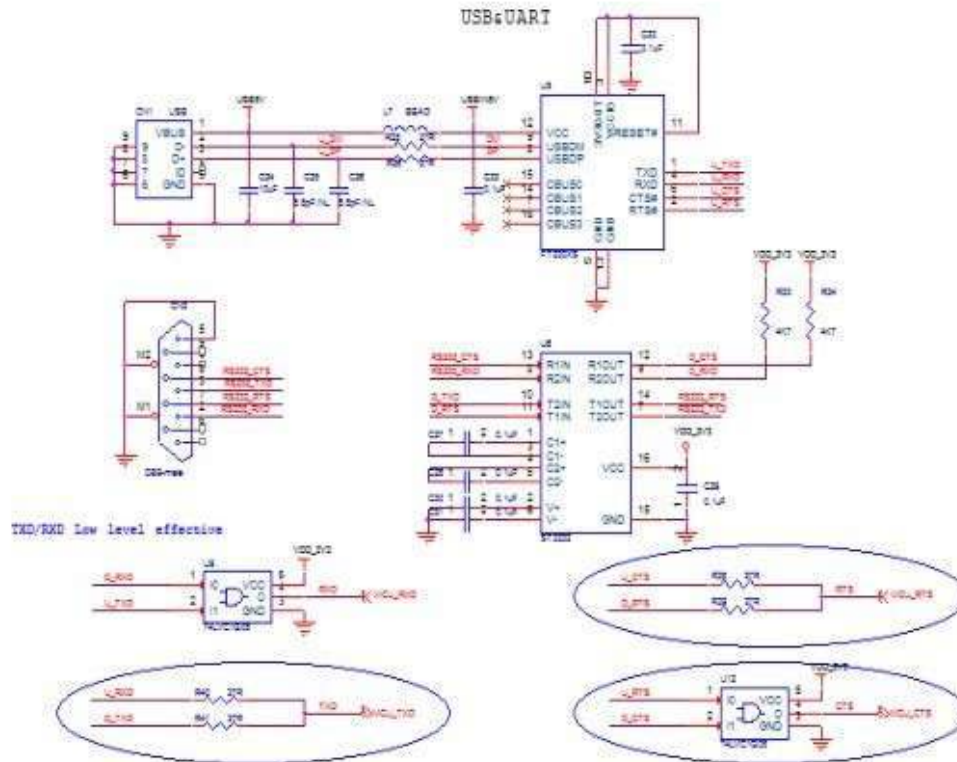
4.1 EMW3165 module interface circuit



4.2 the power supply circuit



4.3 USB&UARST circuit



5 business contacts

If you need to buy this product, please during office hours (Monday to Friday morning 9:00 ~ 12:00; 1:00 PM ~ 6 PM;)

Call consulting Shanghai city information technology co., LTD.

Tel: + 86-21-52655026/52655025

Contact address: Shanghai putuo district with 1220's road with building 811

Mail editor: 200333

6 technical support

After buying wireless network products, if you need to get the product of the latest information or our other products information

You can visit our website:

<http://www.mxchip.com/>

ST ARM technical support:

+ 86 (021)52655026-822 E-mail: support@mxchip.com

Wireless module technical support:

+ 86 (021)58655026-812 E-mail: support@mxchip.com

Develop tools support

+ 86 (021) 52655026-021, Email: support@mxchip.com