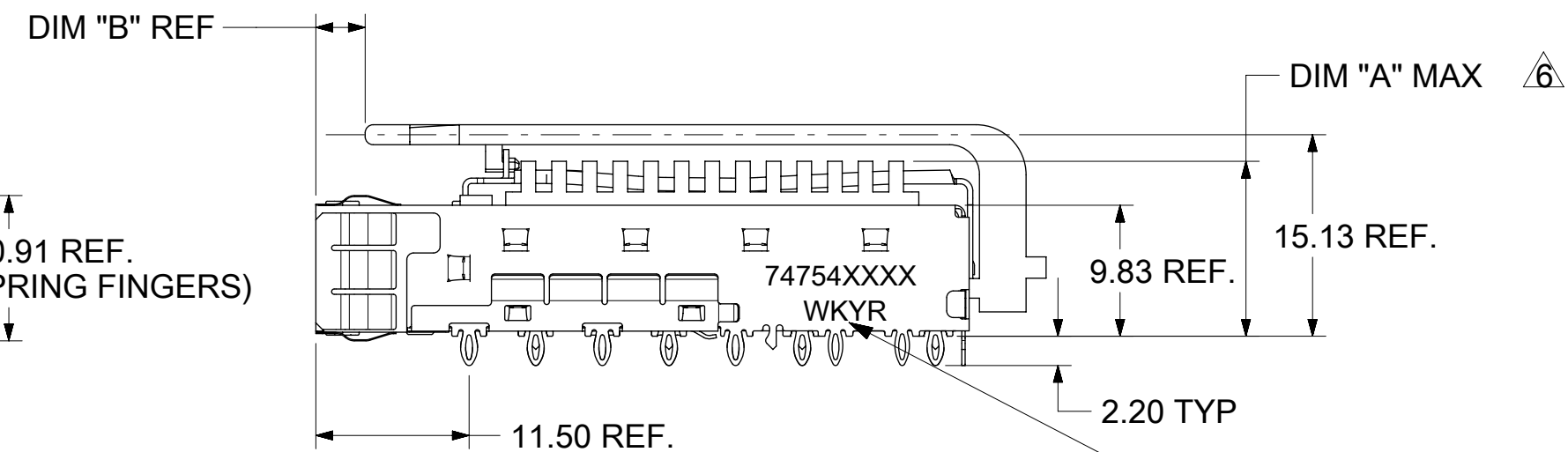
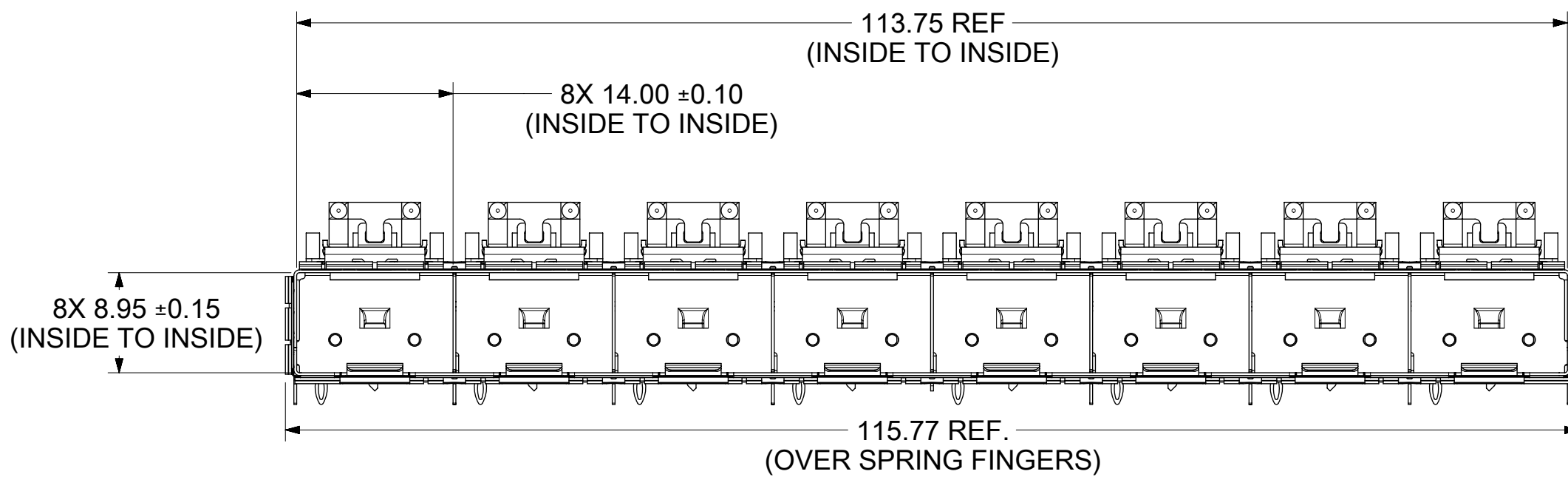
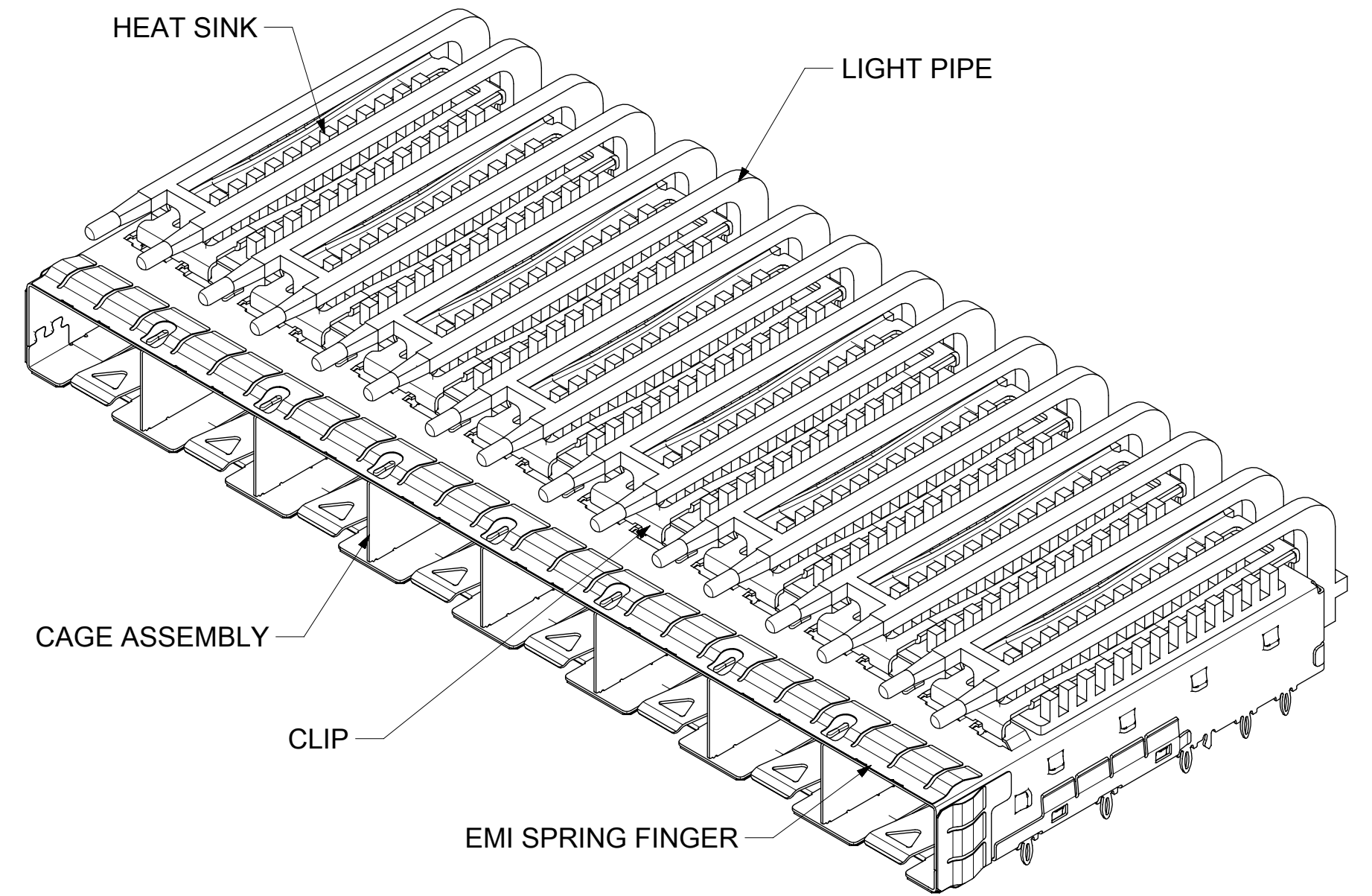
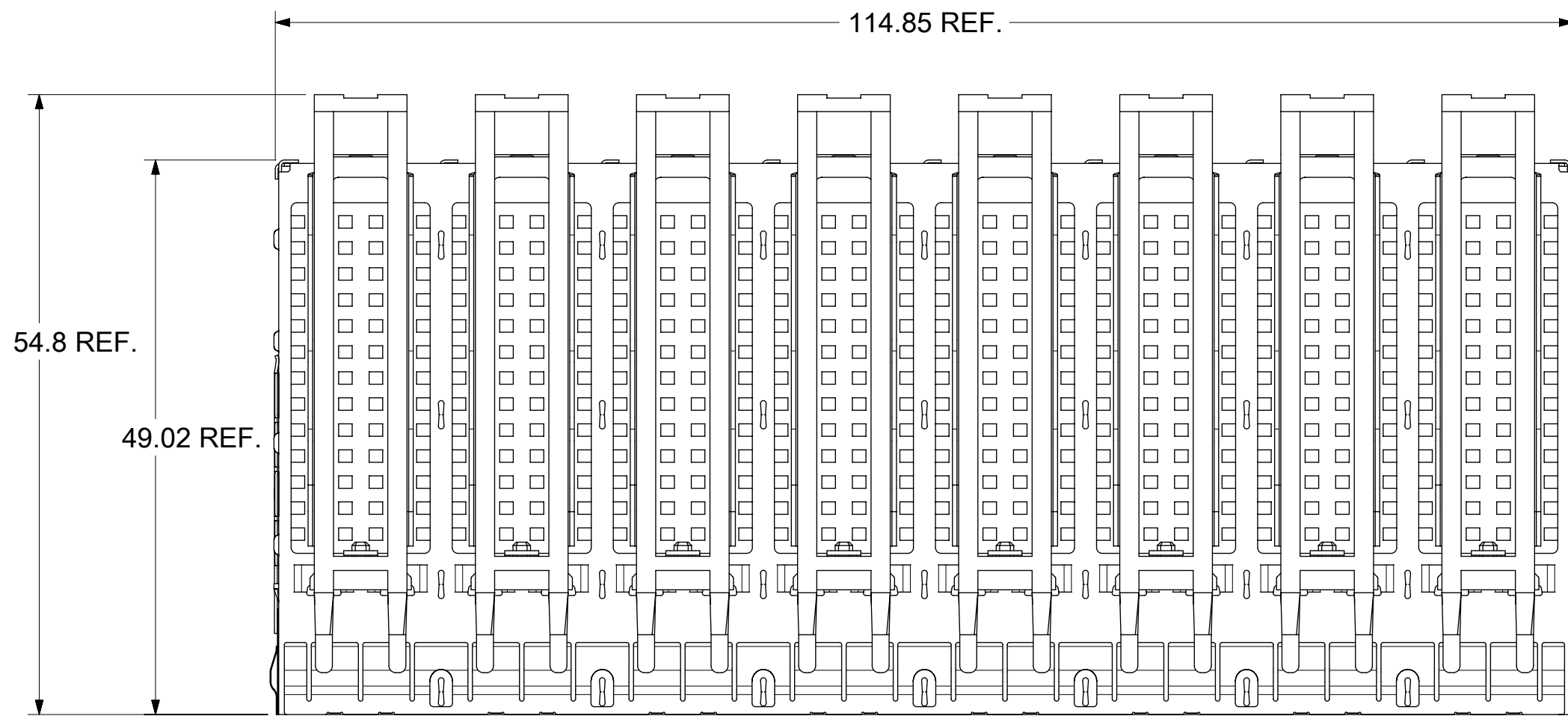


747548821

SHOWN



PART NUMBER	DESCRIPTION	HEAT SINK	LIGHT PIPE	DIM "A"	DIM "B"
747548820	SFP+ GEN2 1X8 CAGE, SF ,OPEN TOP, CUSTOM HS(9.5MM TALL), DUAL LP	CUSTOM HS	DUAL W/ FLAT EDGE	18.43	1.70
747548821	SFP+GEN2 1X8 CAGE, SF, OPEN TOP, PCI HS, DUAL LP	PCI	DUAL W/ ROUND EDGE	13.13	3.70

PART NO. AND WEEK/YEAR DATE CODE TO BE PRINTED ON SIDE OF COMPLETED CAGE ASSEMBLY APPROXIMATELY AS SHOWN. SEE TABLE BELOW FOR DATE CODE INFORMATION.

WEEK/YEAR DATE CODE TABLE	
WK	01 THRU 52 OR 53 EXAMPLE: 01 = FIRST WEEK OF YEAR 52 = LAST WEEK OF YEAR
YR	22, 23, 24 ETC. EXAMPLE: YEAR 2022 = 22

NOTES:

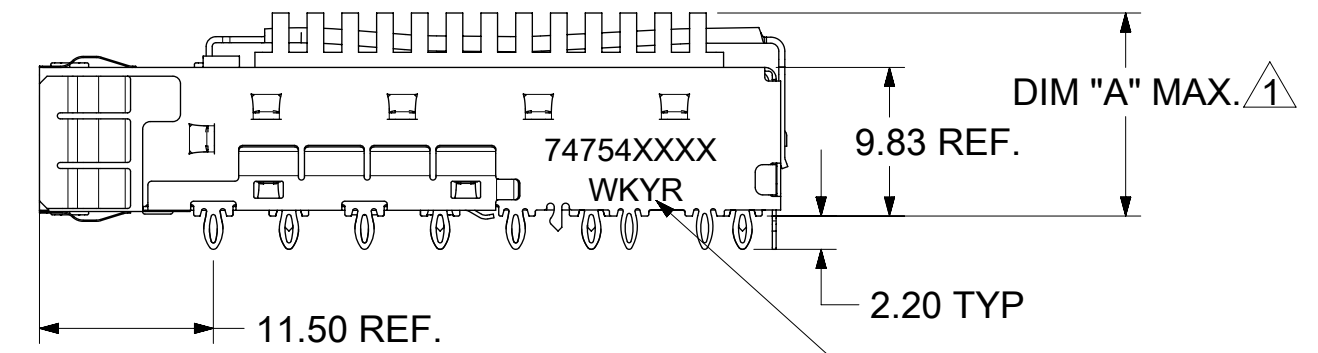
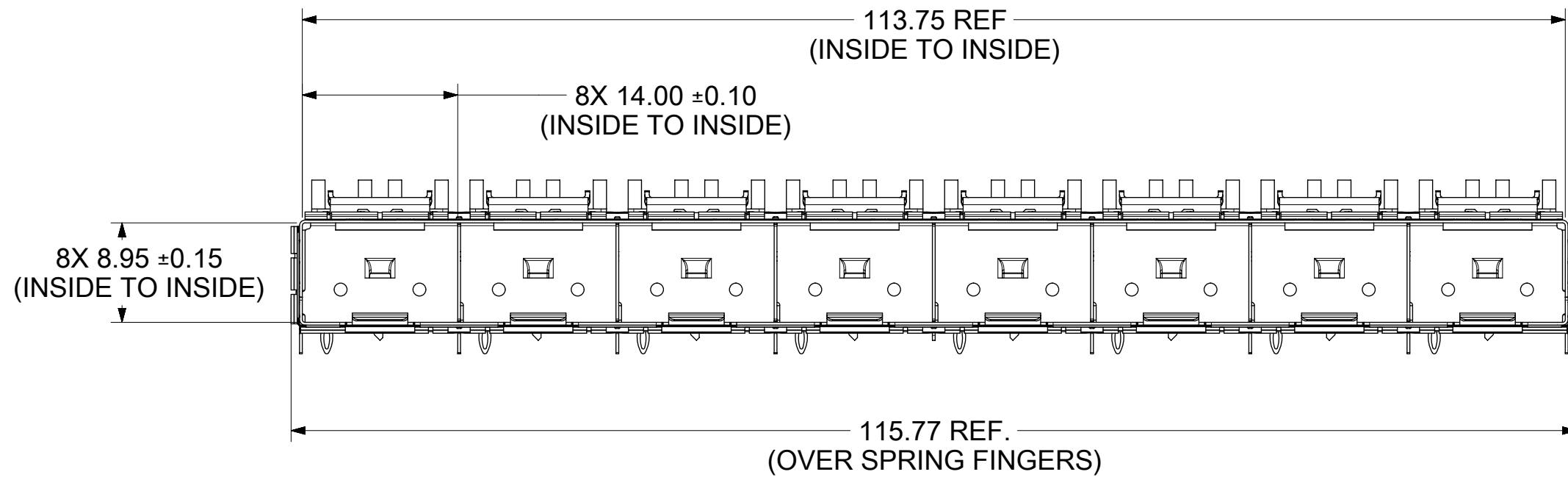
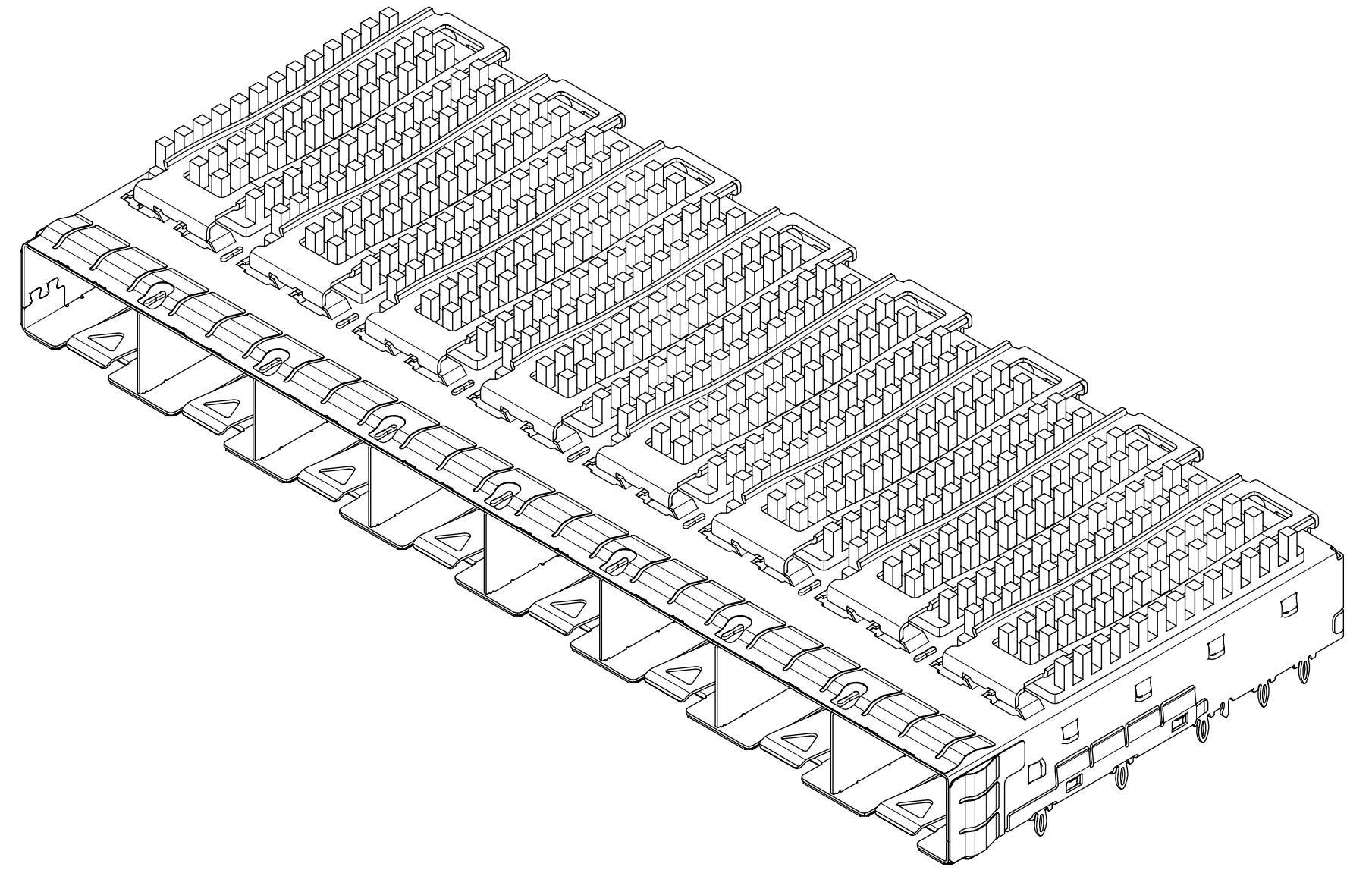
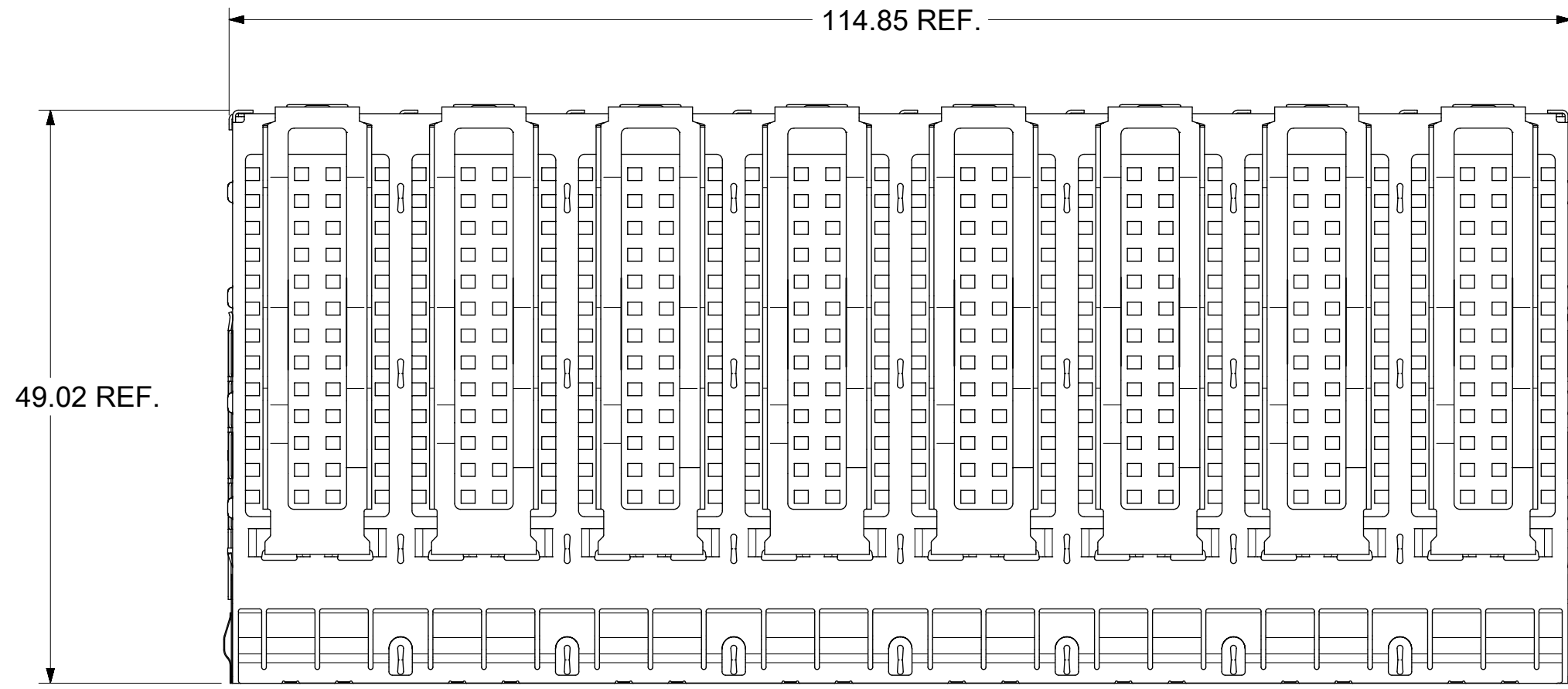
- MATERIAL:
CAGE: 0.25mm THICK COPPER ALLOY, NICKEL PLATED.
SPRING FINGERS: STAINLESS STEEL.
HEATSINK: ALUMINUM,ANNODIZED(BLACK)
HEATSINK SPRING CLIP: STAINLESS STEEL.
LIGHT PIPE: POLYCARBONATE
UNDER BELLY GASKET: EMI GASKET
- PRESS FIT LEGS 2.20mm LONG
- THE TOP SURFACE OF THE MODULE MUST BE FLAT (NO PRODUCT LABEL RECESS) AND THERMALLY CONDUCTIVE TO FUNCTION OPTIMALLY.
- WELD SPOT MAY SHOW SLIGHT MATERIAL DISCOLORATION.
- NO RoHS EXEMPTIONS.
- HEIGHT OF HEATSINK WITH MODULE INSERTED.
DIMENSION MAY BE LESS DUE TO MODULE AND HEATSINK VARIATIONS.

FUNCTIONAL SYMBOLS	THIS DRAWING CONTAINS INFORMATION THAT IS PROPRIETARY TO MOLEX ELECTRONIC TECHNOLOGIES, LLC AND SHOULD NOT BE USED WITHOUT WRITTEN PERMISSION		CURRENT REV DESC:		molex
	DIMENSION UNITS	SCALE	EC NO: 730246		
$\nabla_A = 0$	mm	2:1	DRWN: AMRUTH 2022/11/29		SFP+ 1X8 CAGE ASSY PRESS FIT TYPE, W/SUS SF, HEAT SINK & LIGHT PIPE
$\nabla_E = 0$	GENERAL TOLERANCES (UNLESS SPECIFIED)		CHK'D: SMALLESHAPPA 2022/11/29		
$\nabla_P = 0$	ANGULAR TOL ± 1.0°		APPR: SCHIEN 2022/11/30		PRODUCT CUSTOMER DRAWING
DIVISIONAL SYMBOLS	4 PLACES ±		INITIAL REVISION:		DOCUMENT NUMBER
	3 PLACES ±		DRWN: PKH 2022/04/07		747548820
	2 PLACES ± 0.13		APPR: SCHIEN 2022/05/26		DOC TYPE DOC PART REVISION
	1 PLACE ± 0.25		THIRD ANGLE PROJECTION		PSD ASY B1
	0 PLACES ±		DRAWING SERIES		MATERIAL NUMBER CUSTOMER SHEET NUMBER
	DRAFT WHERE APPLICABLE MUST REMAIN WITHIN DIMENSIONS		C-SIZE	74754	SEE P/N TABLE 1 OF 7

DOCUMENT STATUS	P1	RELEASE DATE	2022/11/30 02:34:56
-----------------	----	--------------	---------------------

747547820

SHOWN



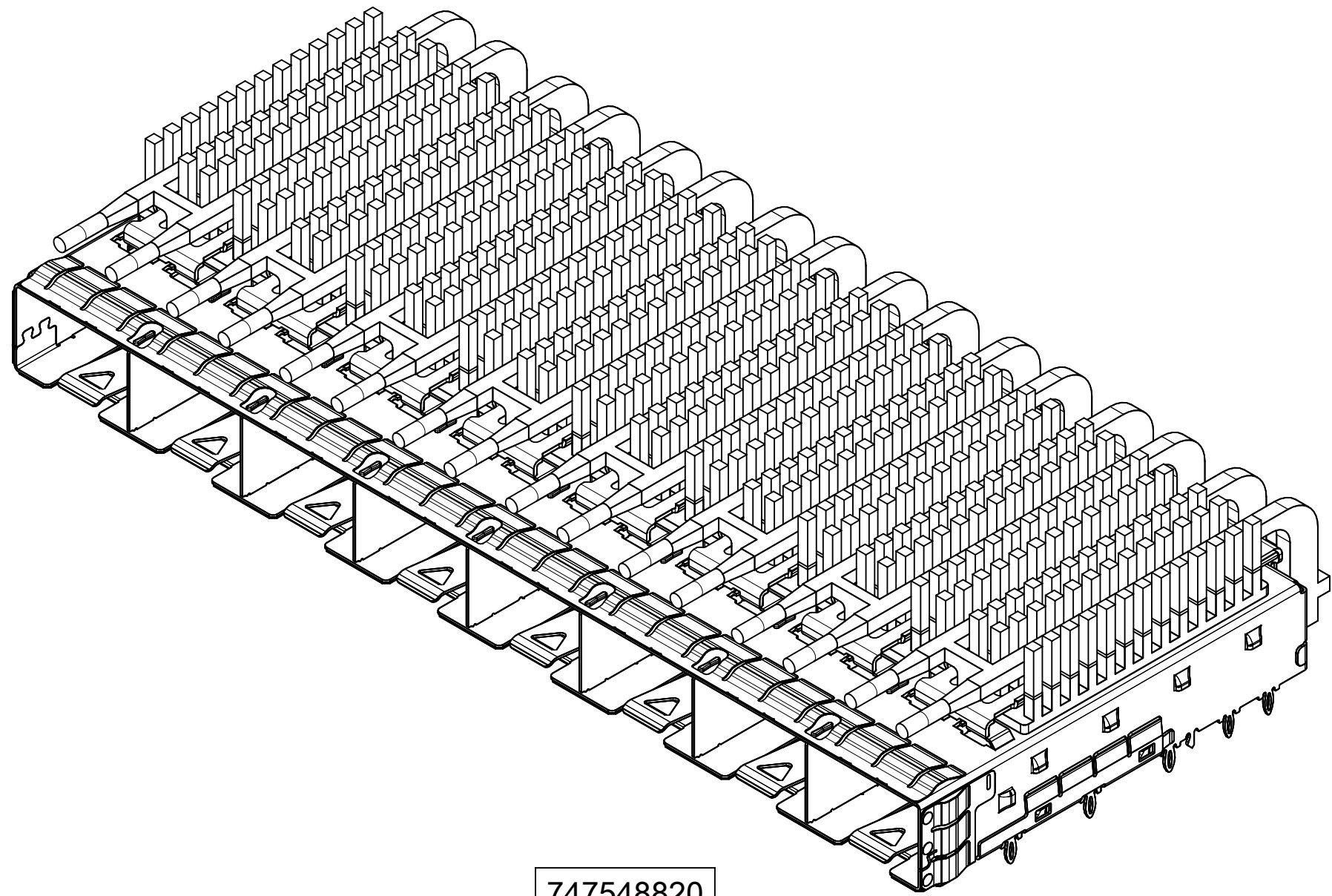
PART NO. AND WEEK/YEAR DATE CODE TO BE PRINTED ON SIDE OF COMPLETED CAGE ASSEMBLY APPROXIMATELY AS SHOWN. SEE TABLE BELOW FOR DATE CODE INFORMATION.

WEEK/YEAR DATE CODE TABLE	
WK	01 THRU 52 OR 53 EXAMPLE: 01 = FIRST WEEK OF YEAR 52 = LAST WEEK OF YEAR
YR	22, 23, 24 ETC. EXAMPLE: YEAR 2022 = 22

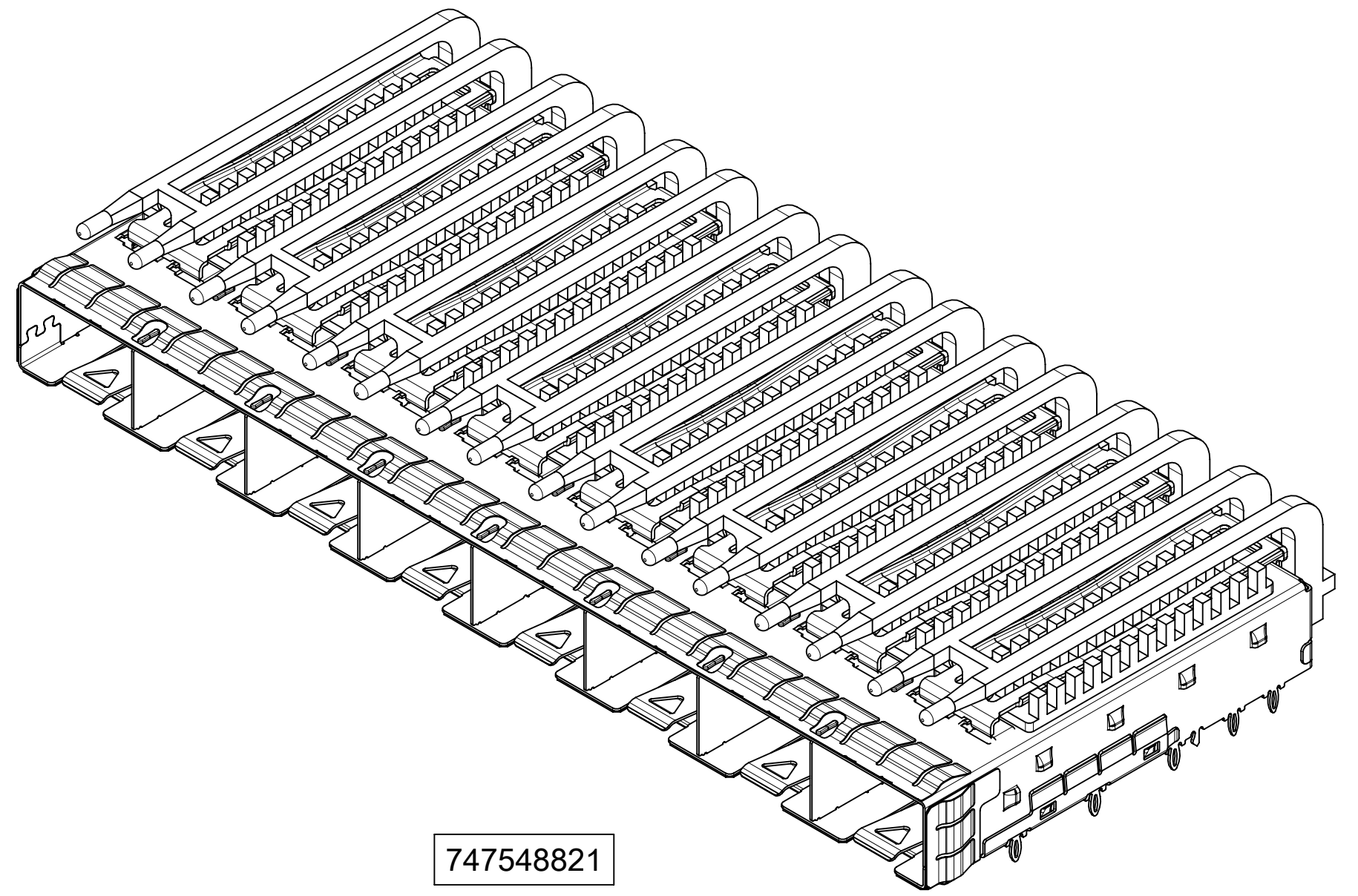
PART NUMBER	DESCRIPTION	HEAT SINK	LIGHT PIPE	DIM "A"
747547820	SFP+ GEN2 1X8 CAGE, SF ,OPEN TOP, CUSTOM HS(4.5MM TALL)	CUSTOM HS	NO	15.0

FUNCTIONAL SYMBOLS $\nabla_A = 0$ $\nabla_E = 0$ $\nabla_P = 0$	THIS DRAWING CONTAINS INFORMATION THAT IS PROPRIETARY TO MOLEX ELECTRONIC TECHNOLOGIES, LLC AND SHOULD NOT BE USED WITHOUT WRITTEN PERMISSION		CURRENT REV DESC:		
	DIMENSION UNITS mm	SCALE 2:1	EC NO: 730246 DRWN: AMRUTH 2022/11/29 CHK'D: SMALLESHAPPA 2022/11/29 APPR: SCHIEN 2022/11/30		
	GENERAL TOLERANCES (UNLESS SPECIFIED) ANGULAR TOL ± 1.0°		INITIAL REVISION: DRWN: PKH 2022/04/07 APPR: SCHIEN 2022/05/26		
	DIVISIONAL SYMBOLS 4 PLACES ± 3 PLACES ± 2 PLACES ± 0.13 1 PLACE ± 0.25 0 PLACES ±	DRAFT WHERE APPLICABLE MUST REMAIN WITHIN DIMENSIONS		THIRD ANGLE PROJECTION	
PRODUCT CUSTOMER DRAWING DOCUMENT NUMBER: 747548820 DOC TYPE: PSD DOC PART: ASY REVISION: B1		MATERIAL NUMBER: SEE P/N TABLE CUSTOMER:		SHEET NUMBER: 2 OF 7	

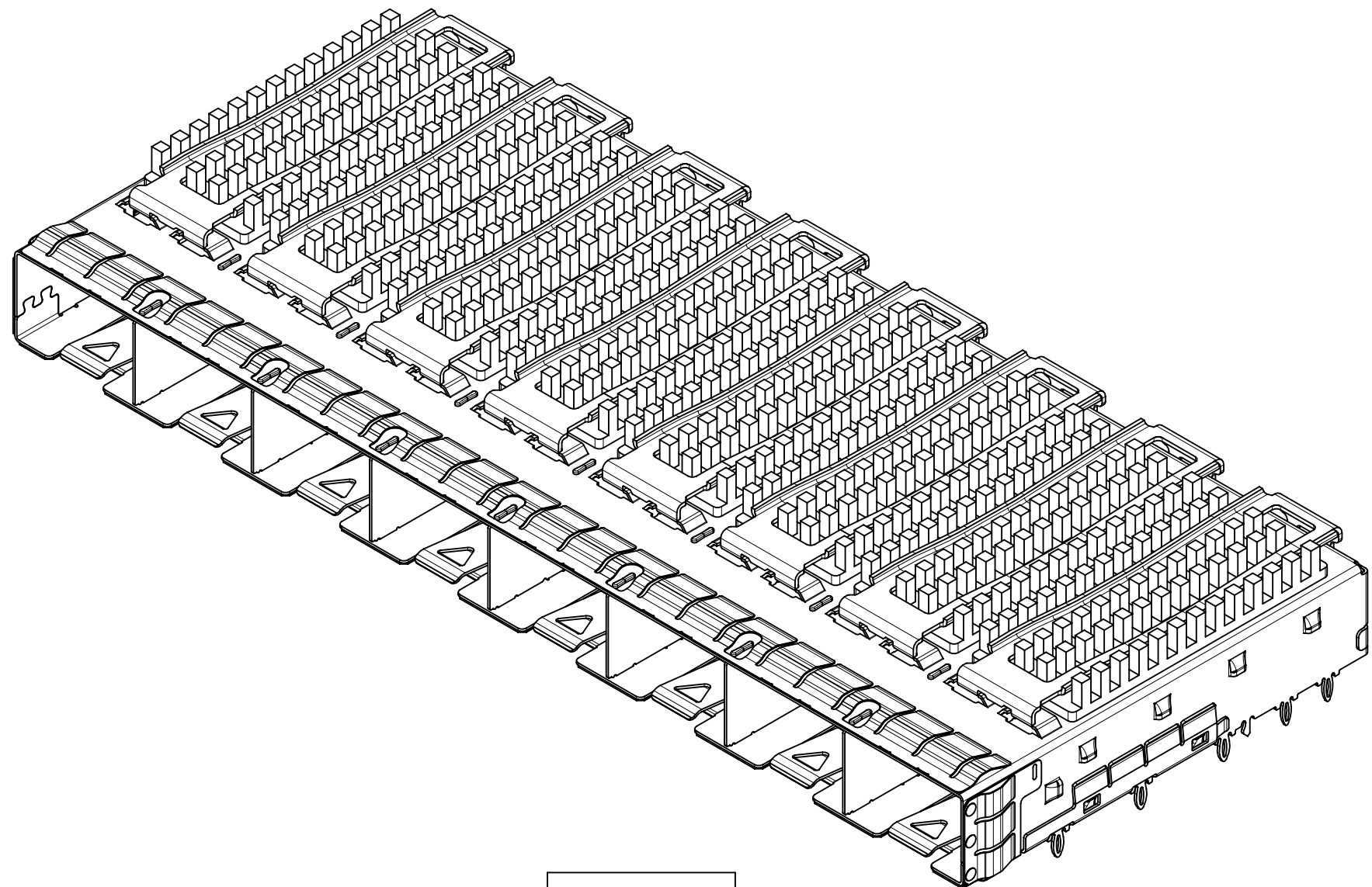
1. HEIGHT OF HEATSINK WITH MODULE INSERTED. DIMENSION MAY BE LESS DUE TO MODULE AND HEATSINK VARIATIONS.



747548820



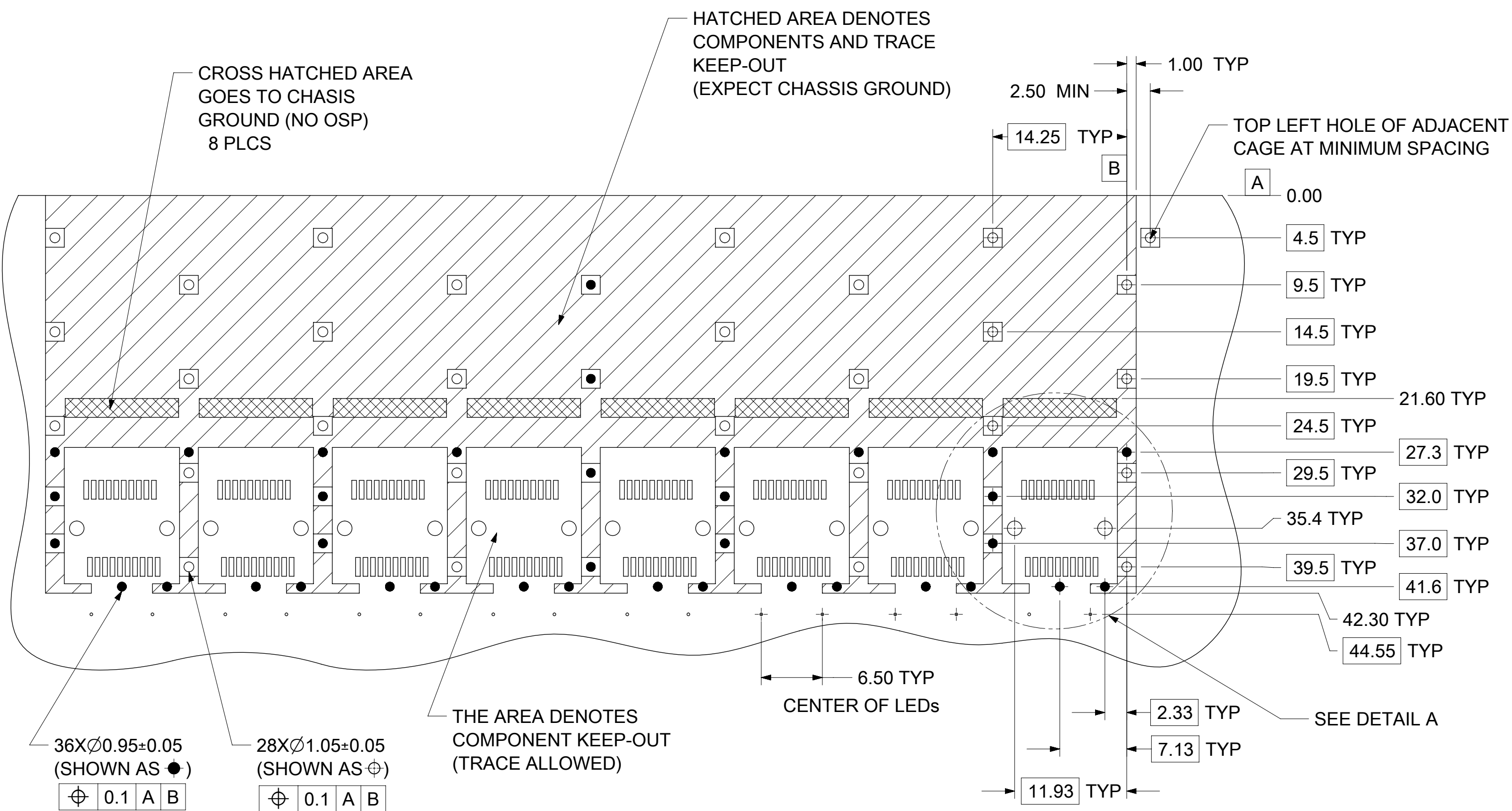
747548821



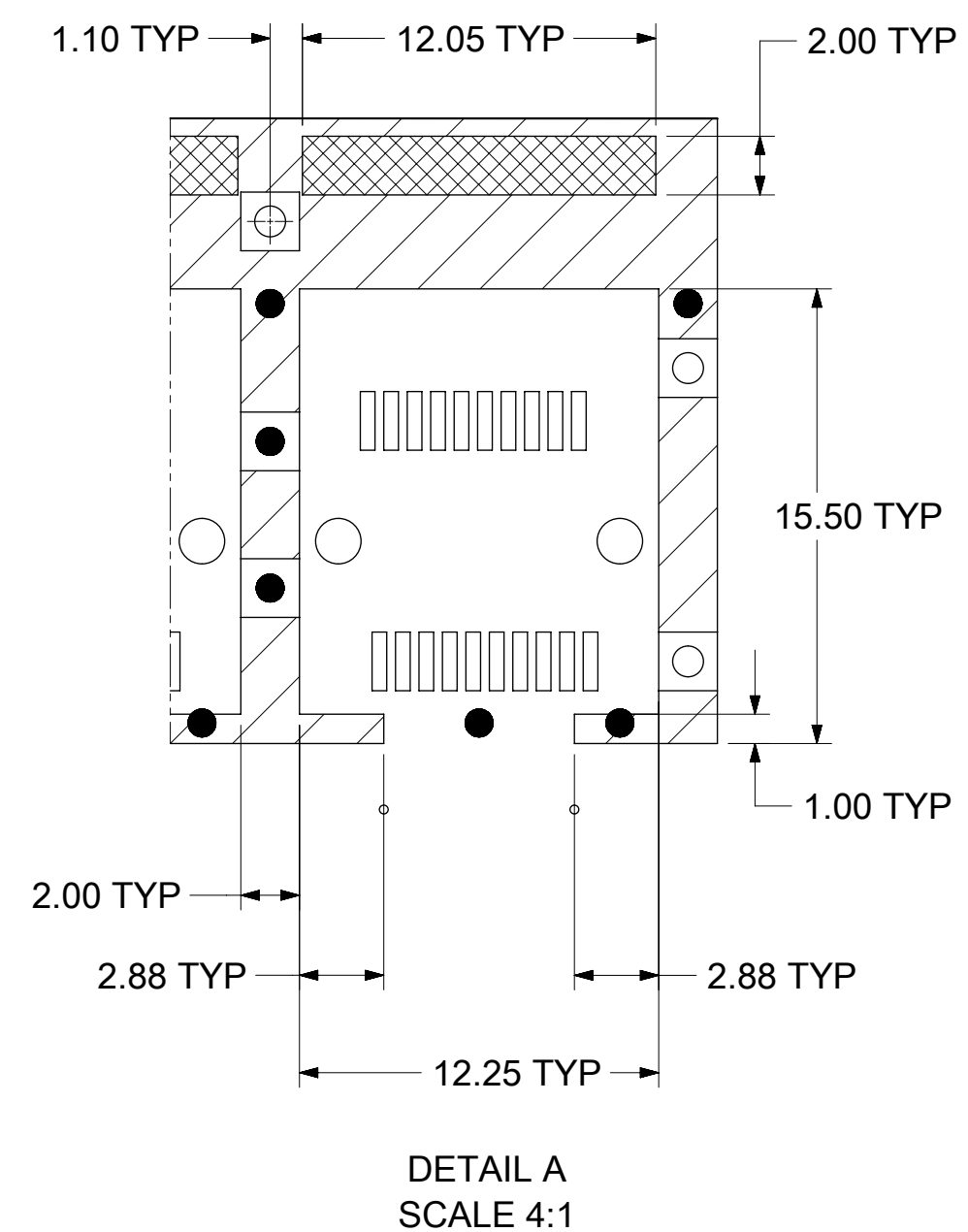
747547820

FUNCTIONAL SYMBOLS	THIS DRAWING CONTAINS INFORMATION THAT IS PROPRIETARY TO MOLEX ELECTRONIC TECHNOLOGIES, LLC AND SHOULD NOT BE USED WITHOUT WRITTEN PERMISSION						
	DIMENSION UNITS		SCALE		CURRENT REV DESC:		
$\frac{F}{A} = 0$	MM		2:1		EC NO: 730246 DRWN: AMRUTH 2022/11/29 CHK'D: SMALLESHAPPA 2022/11/29 APPR: SCHIEN 2022/11/30		
$\frac{F}{C} = 0$	GENERAL TOLERANCES (UNLESS SPECIFIED)						
$\frac{F}{P} = 0$		MM	INCH				
	4 PLACES	±		±			
DIVISIONAL SYMBOLS		3 PLACES	±		±		
		2 PLACES	±	0.13	±		
		1 PLACE	±	0.25	±		
		0 PLACES	±		±		
		ANGULAR TOL	±	1.0 °			
	DRAFT WHERE APPLICABLE MUST REMAIN WITHIN DIMENSIONS		THIRD ANGLE PROJECTION		DRAWING	SERIES	
					C-SIZE	74754	
DOCUMENT STATUS		P1	RELEASE DATE	2022/11/30	02:34:56	molex SFP+ 1X8 CAGE ASSY PRESS FIT TYPE, W/SUS SF, HEAT SINK & LIGHT PIPE PRODUCT CUSTOMER DRAWING	
						DOCUMENT NUMBER	DOC TYPE DOC PART REVISION
						747548820	PSD ASY B1
						MATERIAL NUMBER	CUSTOMER
						SEE P/N TABLE	SHEET NUMBER
							3 OF 7

PCB LAYOUT FOR SINGLE SIDE MOUNT



HOST CONNECTOR DETAIL

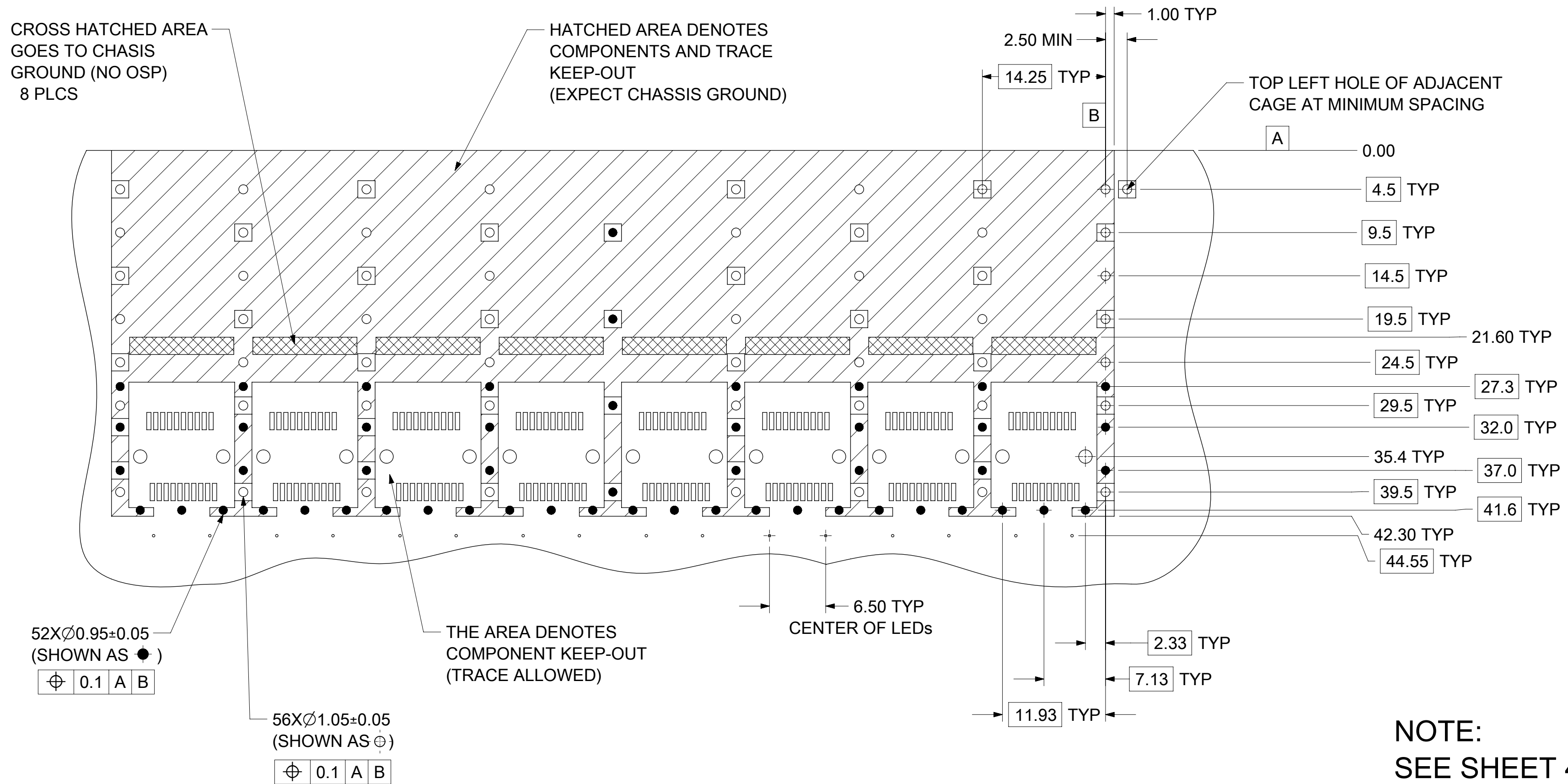


- NOTES:
- 1.PADS AND VIAS CONNECT TO CHASSIS GROUND (RECOMMEND PADS TO BE 2.00MM SQUARE)
 - 2.RECOMMENDED THRU HOLE PLATING INCLUDES HASL, OSP, OR IMMERSION (GOLD,SILVER, OR TIN).
 - 3.CONNECTOR PAD LAYOUT PER SFP+ MSA WILL ACCOMMODATE MOLEX CONNETOR SERIES 170382 OR EQUIVALENT.
 - 4.HOLE PATTERN REPEATS FOR EACH PORT. SPACING BETWEEN PORTS IS 14.25MM.
 - 5.MIN PCB THICKNESS FOR SINGLE SIDED USE:1.57MM.

FUNCTIONAL SYMBOLS	THIS DRAWING CONTAINS INFORMATION THAT IS PROPRIETARY TO MOLEX ELECTRONIC TECHNOLOGIES, LLC AND SHOULD NOT BE USED WITHOUT WRITTEN PERMISSION		CURRENT REV DESC:							
	DIMENSION UNITS	SCALE							EC NO: 730246	
$\overline{A} = 0$	mm	2.5:1	DRWN: AMRUTH		2022/11/29					
$\overline{C} = 0$	GENERAL TOLERANCES (UNLESS SPECIFIED)		CHK'D: SMALLESHAPPA		2022/11/29					
$\overline{P} = 0$	ANGULAR TOL ± 1.0°		APPR: SCHIEN		2022/11/30					
DIVISIONAL SYMBOLS	4 PLACES ±		INITIAL REVISION:		DOCUMENT NUMBER					
	3 PLACES ±		DRWN: PKH		747548820		DOC TYPE		DOC PART	
	2 PLACES ± 0.13		APPR: SCHIEN		PSD		ASY		B1	
	1 PLACE ± 0.25		2022/04/07		MATERIAL NUMBER		CUSTOMER		SHEET NUMBER	
0 PLACES ±		2022/05/26		SEE P/N TABLE				4 OF 7		
DRAFT WHERE APPLICABLE MUST REMAIN WITHIN DIMENSIONS		THIRD ANGLE PROJECTION		DRAWING		SERIES		74754		
				C-SIZE						

DOCUMENT STATUS	P1	RELEASE DATE	2022/11/30	02:34:56
-----------------	----	--------------	------------	----------

PCB LAYOUT FOR BELLY TO BELLY MOUNT



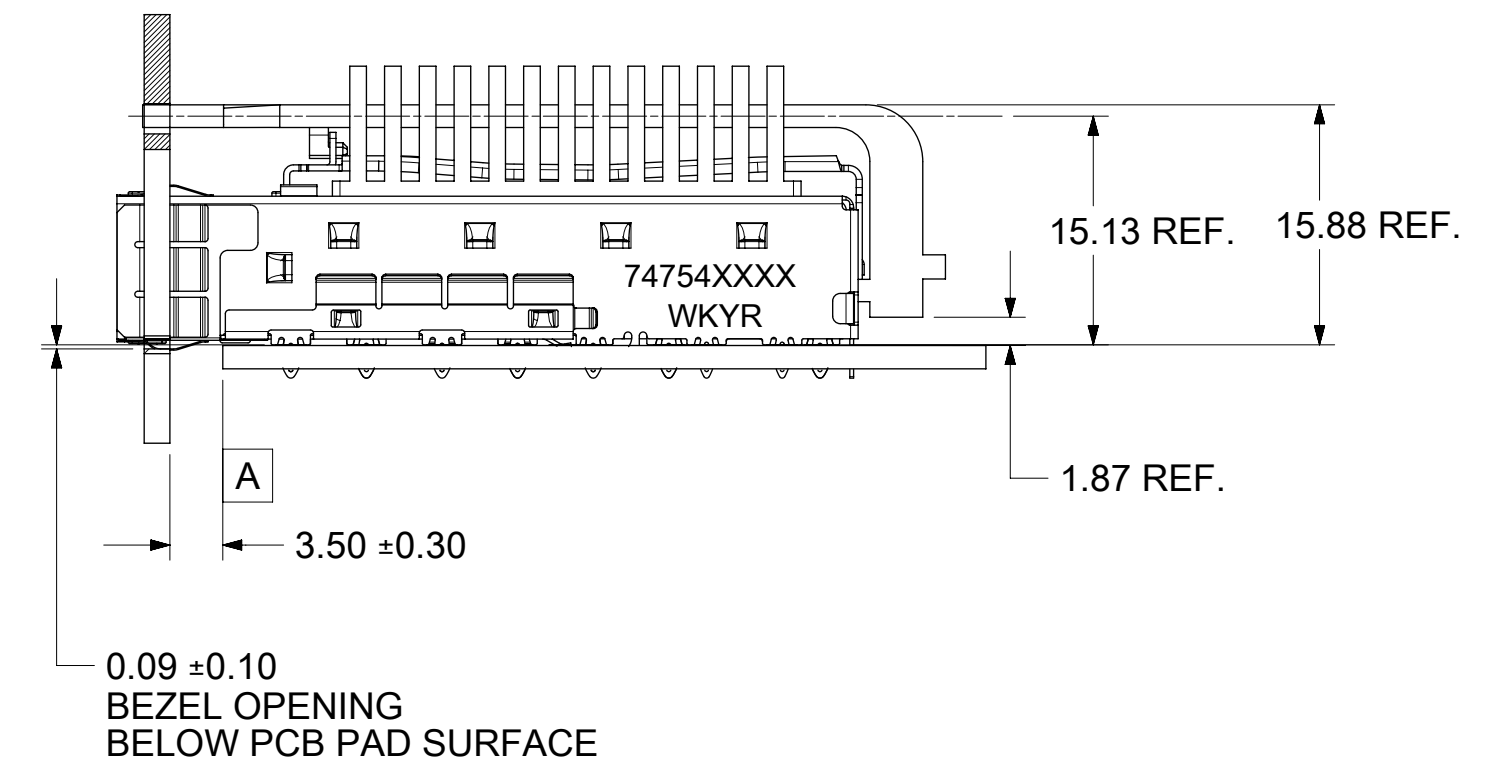
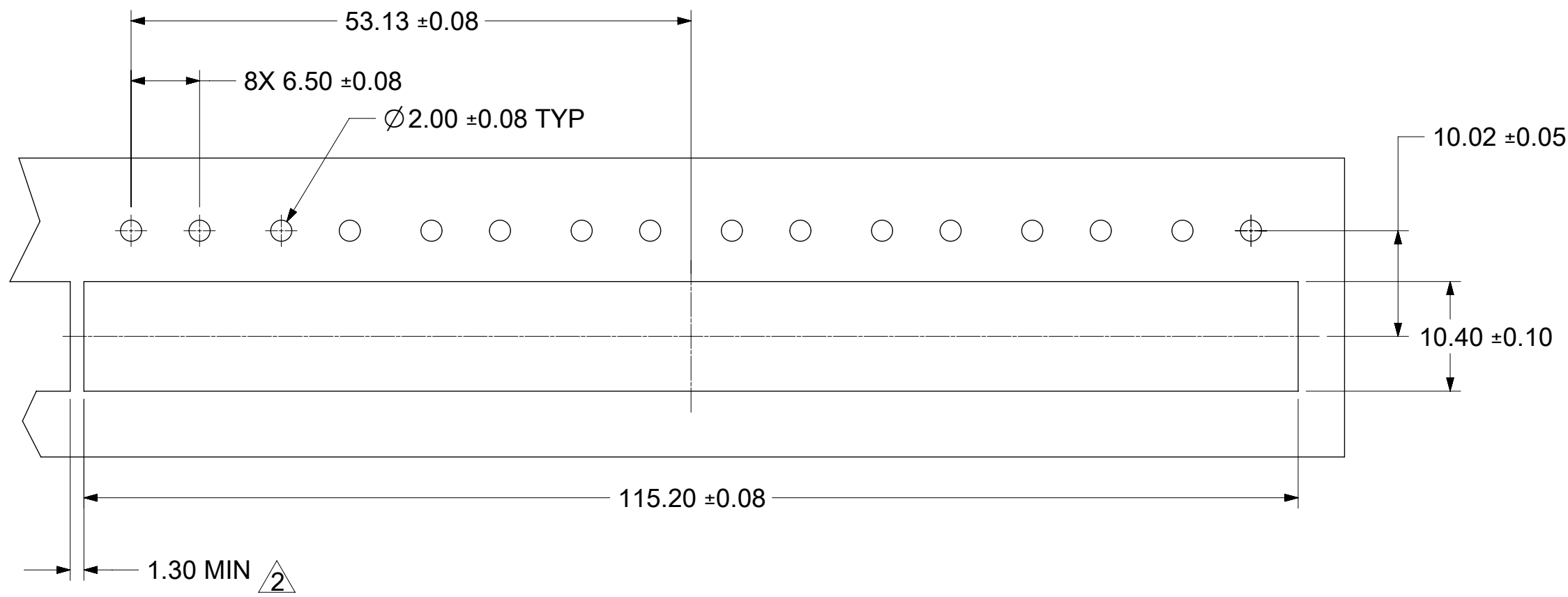
NOTE:
SEE SHEET 4 FOR
HOST CONNECTOR DETAIL

- NOTES:**
- PADS AND VIAS CONNECT TO CHASSIS GROUND (RECOMMEND PADS TO BE 2.00MM SQUARE)
 - RECOMMENDED THRU HOLE PLATING INCLUDES HASL, OSP, OR IMMERSION (GOLD, SILVER, OR TIN).
 - CONNECTOR PAD LAYOUT PER SFP+ MSA WILL ACCOMMODATE MOLEX CONNETOR SERIES 170382 OR EQUIVALENT.
 - HOLE PATTERN REPEATS FOR EACH PORT. SPACING BETWEEN PORTS IS 14.25MM.
 - MIN PCB THICKNESS FOR BELLY TO BELLY USE: 2.25MM.

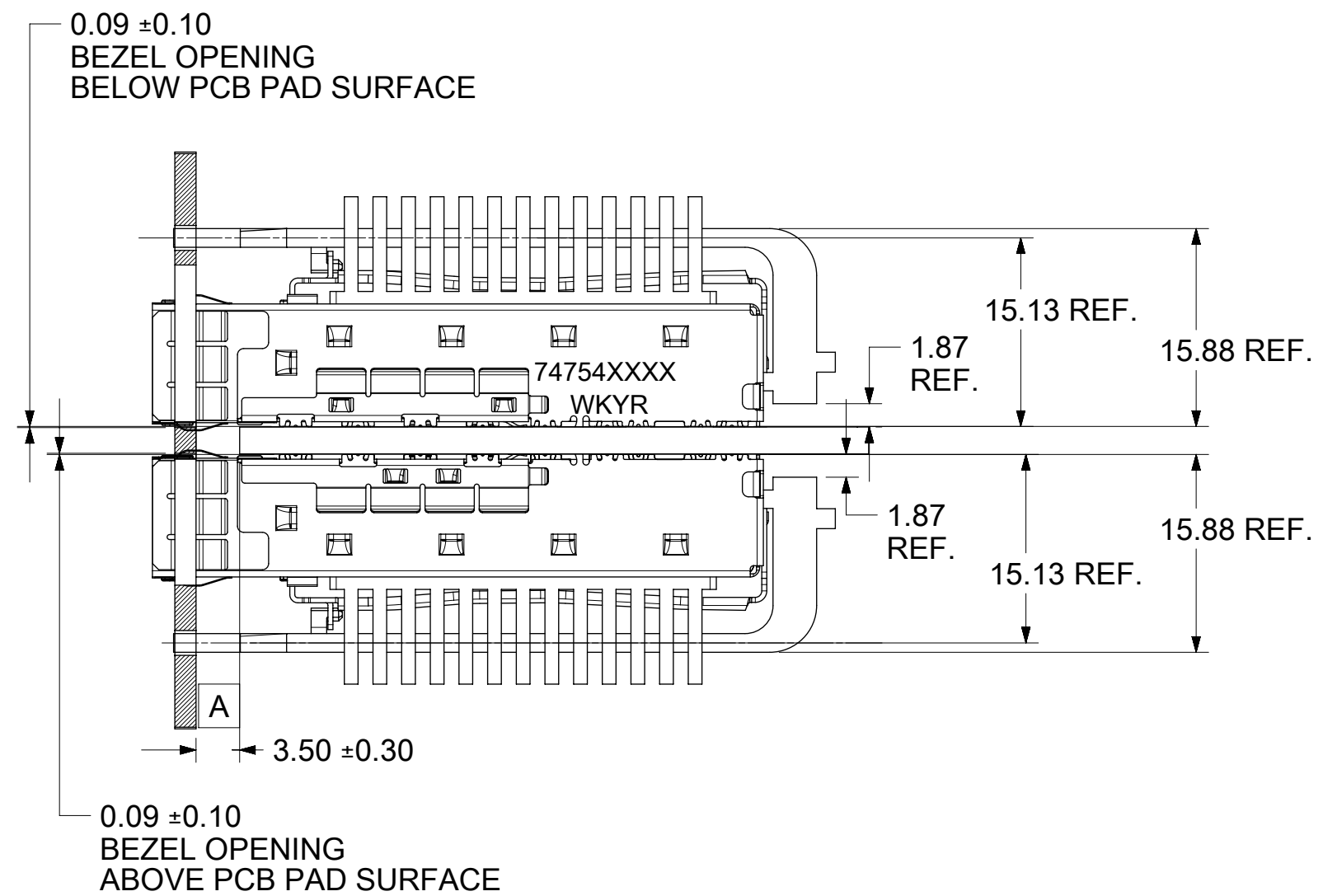
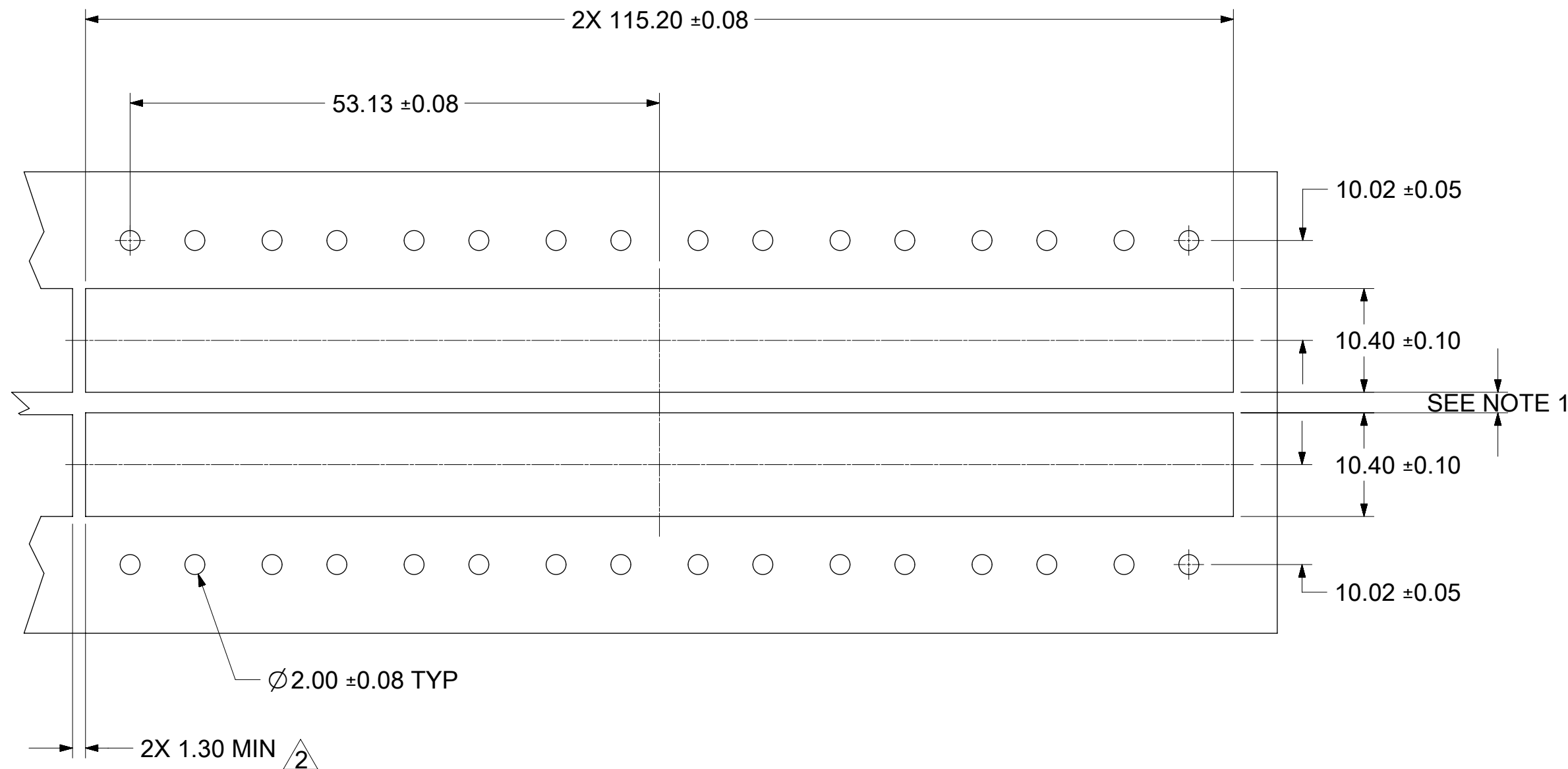
FUNCTIONAL SYMBOLS	THIS DRAWING CONTAINS INFORMATION THAT IS PROPRIETARY TO MOLEX ELECTRONIC TECHNOLOGIES, LLC AND SHOULD NOT BE USED WITHOUT WRITTEN PERMISSION		CURRENT REV DESC:					
	DIMENSION UNITS	SCALE						
$\frac{F}{A} = 0$	mm	2.5:1	DRWN: AMRUTH		2022/11/29		SFP+ 1X8 CAGE ASSY PRESS FIT TYPE, W/SUS SF, HEAT SINK & LIGHT PIPE	
$\frac{F}{C} = 0$	GENERAL TOLERANCES (UNLESS SPECIFIED)		CHK'D: SMALLESHAPPA		2022/11/29		PRODUCT CUSTOMER DRAWING	
$\frac{F}{P} = 0$	ANGULAR TOL $\pm 1.0^\circ$		APPR: SCHIEN		2022/11/30		DOCUMENT NUMBER	
DIVISIONAL SYMBOLS	4 PLACES \pm		INITIAL REVISION:		2022/04/07		747548820	
	3 PLACES \pm		DRWN: PKH		2022/05/26		PSD ASY B1	
	2 PLACES ± 0.13		APPR: SCHIEN				MATERIAL NUMBER	
	1 PLACE ± 0.25						CUSTOMER	
	0 PLACES \pm						SHEET NUMBER	
DRAFT WHERE APPLICABLE MUST REMAIN WITHIN DIMENSIONS			THIRD ANGLE PROJECTION	DRAWING	SERIES	SEE P/N TABLE		5 OF 7
				C-SIZE	74754			

DOCUMENT STATUS	P1	RELEASE DATE	2022/11/30	02:34:56
-----------------	----	--------------	------------	----------

BEZEL AND BOARD POSITION DIMENSIONS FOR SINGLE SIDE MOUNTING



BEZEL AND BOARD POSITION DIMENSIONS FOR BELLY TO BELLY MOUNTING



NOTE:
1. PCB THICKNESS VARIATION MUST BE CONSIDERED WHEN DETERMINING BEZEL OPENING SIZE AND LOCATION.
2. THIS DIM IS FOR REF ONLY USER CAN MODIFY IT DEPENDS ON APPLICATION, HOLE OF ADJACENT CAGE ON PCB LAYOUT VARIES BASED ON MODIFICATION.

FUNCTIONAL SYMBOLS	THIS DRAWING CONTAINS INFORMATION THAT IS PROPRIETARY TO MOLEX ELECTRONIC TECHNOLOGIES, LLC AND SHOULD NOT BE USED WITHOUT WRITTEN PERMISSION		CURRENT REV DESC:						
	DIMENSION UNITS	SCALE							EC NO: 730246
FA = 0	mm	2:1	DRWN: AMRUTH 2022/11/29		PRODUCT CUSTOMER DRAWING				
FC = 0	GENERAL TOLERANCES (UNLESS SPECIFIED)		CHK'D: SMALLESHAPPA 2022/11/29		DOCUMENT NUMBER				
FP = 0	ANGULAR TOL ± 1.0°		APPR: SCHIEN 2022/11/30		747548820		DOC TYPE	DOC PART	REVISION
DIVISIONAL SYMBOLS		4 PLACES ±	INITIAL REVISION:		PSD		ASY	B1	
		3 PLACES ±	DRWN: PKH 2022/04/07		MATERIAL NUMBER		CUSTOMER		SHEET NUMBER
		2 PLACES ± 0.13	APPR: SCHIEN 2022/05/26		SEE P/N TABLE				6 OF 7
		1 PLACE ± 0.25	THIRD ANGLE PROJECTION		DRAWING		SERIES		
		0 PLACES ±	C-SIZE		74754				
DRAFT WHERE APPLICABLE MUST REMAIN WITHIN DIMENSIONS									

DOCUMENT STATUS	P1	RELEASE DATE	2022/11/30	02:34:56
-----------------	----	--------------	------------	----------

