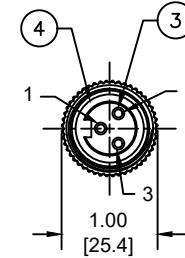
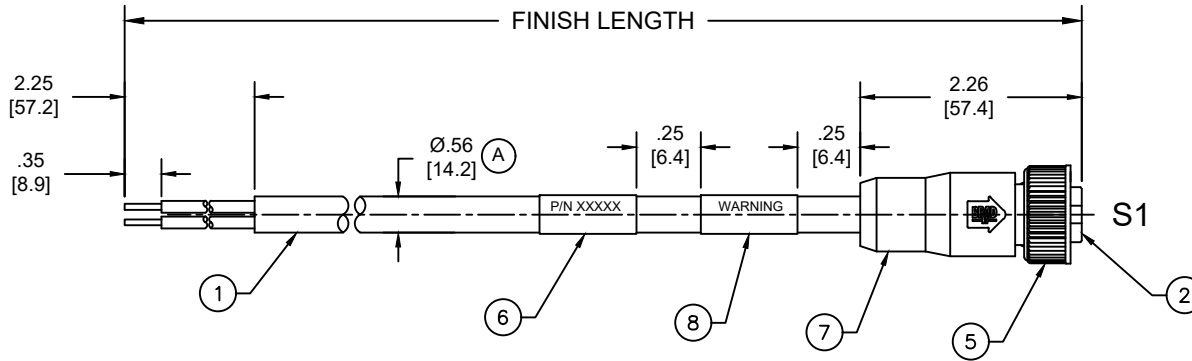
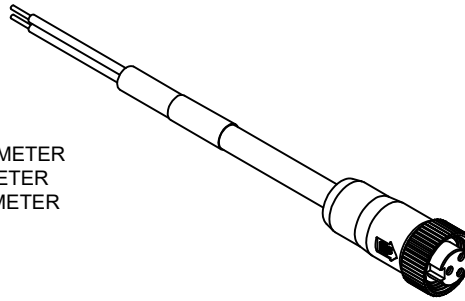


MATERIAL NUMBER	ENGINEERING NUMBER	FINISHED LENGTH
1300610029	103000A46M010	1M [3FT 3 IN]
1300610035	103000A46M100	10M [32FT 10 IN]
1300610037	103000A46M270	27M [88FT 7 IN]

(A) PART NUMBER LEGEND

103000A46M010

LENGTH:
M005= 0.5 METER
M010= 1 METER
M100= 10 METER

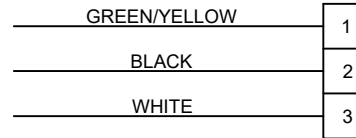


FACE VIEW FEMALE

NOTES:

- MATERIAL: AS NOTED
- FINISH: AS NOTED
- ELECTRICAL:
VOLTAGE: 500V PER IEC60664 (A)
600V PER UL2237
CURRENT: 15A
- TEMP RATING: -20°TO +90°C
- PROTECTION: IP67 (WHEN MATED)
- COUPLING THREAD: 7/8"-16UN
- UL LISTED FILE: E258922
- ALL DIMENSIONS ARE FOR REFERENCE
UNLESS TOLERANCED OR NOTED OTHERWISE

S1



WIRING DIAGRAM

(A)

CABLE LENGTH TOLERANCES	
<.3M [1FT]:	+19mm-0 [+ .75in-0]
.3 - .9M [1 - 3FT]:	+44.5mm-0 [+1.75in-0]
.9 - 1.8M [3 - 6FT]:	+55.6mm-0 [+2.19in-0]
1.8 - 3.7M [6 - 12FT]:	+88.9mm-0 [+3.50in-0]
3.7 - 7.3M [12 - 24FT]:	+165.1mm-0 [+6.50in-0]
7.3-14.6M [24 - 48FT]:	+317.5mm-0 [+12.50in-0]
14.6 - 30.5M [48-100FT]:	+622.3mm-0 [+24.50in-0]
OVER 30M [100FT]	+2% OF FINISHED LENGTH

8	WARNING LABEL	VINYL	BLACK/ORANGE
7	OVERMOLD	TPE	GRAY
6	WRAP LABEL	VINYL	BLACK/YELLOW
5	COUPLING NUT	ZINC ALLOY	BLACK E-COAT
4	FRICTION RING	NYLON	WHITE
3	CONTACT SOCKET	COPPER ALLOY	GOLD OVER NICKEL
2	INSERT	TPE	BLACK
1	CABLE #14/3, STOOV	PVC JACKET	GRAY
ITEM	DESCRIPTION	MATERIAL	FINISH

FUNCTIONAL SYMBOLS FA=0 FC=0 FE=0	THIS DRAWING CONTAINS INFORMATION THAT IS PROPRIETARY TO MOLEX ELECTRONIC TECHNOLOGIES, LLC AND SHOULD NOT BE USED WITHOUT WRITTEN PERMISSION			
	DIMENSION UNITS	SCALE	CURRENT REV DESC: ITEM 2 & 7 WERE PVC. SLEEVE & SOCKET MENTIONED AS ONE ITEM-3. ADDED IEC VOLTAGE, PN LEGEND, CABLE DIA & TOL CHART. MODIFIED ITEM-4 FINISH AND PN TABLE.	
	INCH/MM	NTS	EC NO: 704134	
	GENERAL TOLERANCES (UNLESS SPECIFIED)		DRWN: ABENJAMINLW 2021/06/10	
DIVISIONAL SYMBOLS	mm	INCH	CHK'D: RSTONE 2022/04/27	
	4 PLACES ±----	±----	APPR: BWOODMAN 2022/05/04	
	3 PLACES ±----	±----	INITIAL REVISION:	
	2 PLACES ±----	±----	DRWN: VOU 2010/01/12	
1 PLACE ±----	±----	APPR: JFMURPHY 2010/01/20		
0 PLACES ±----	±----	THIRD ANGLE PROJECTION		
ANGULAR TOL ± ---- °		DRAWING		
DRAFT WHERE APPLICABLE MUST REMAIN WITHIN DIMENSIONS		SERIES		
		MATERIAL NUMBER		
		CUSTOMER		
		SHEET NUMBER		

BRAD POWER CORDEST, A-SIZE
3-POLE, FEMALE, STRAIGHT, SINGLE KEY,
#14 AWG

PRODUCT CUSTOMER DRAWING

DOCUMENT NUMBER: **SD-130061-006** DOC TYPE: PSD DOC PART: 001 REVISION: A

SEE CHART GENERAL MARKET 1 OF 1

DOCUMENT STATUS	P1	RELEASE DATE	2022/05/04	21:13:45
-----------------	----	--------------	------------	----------