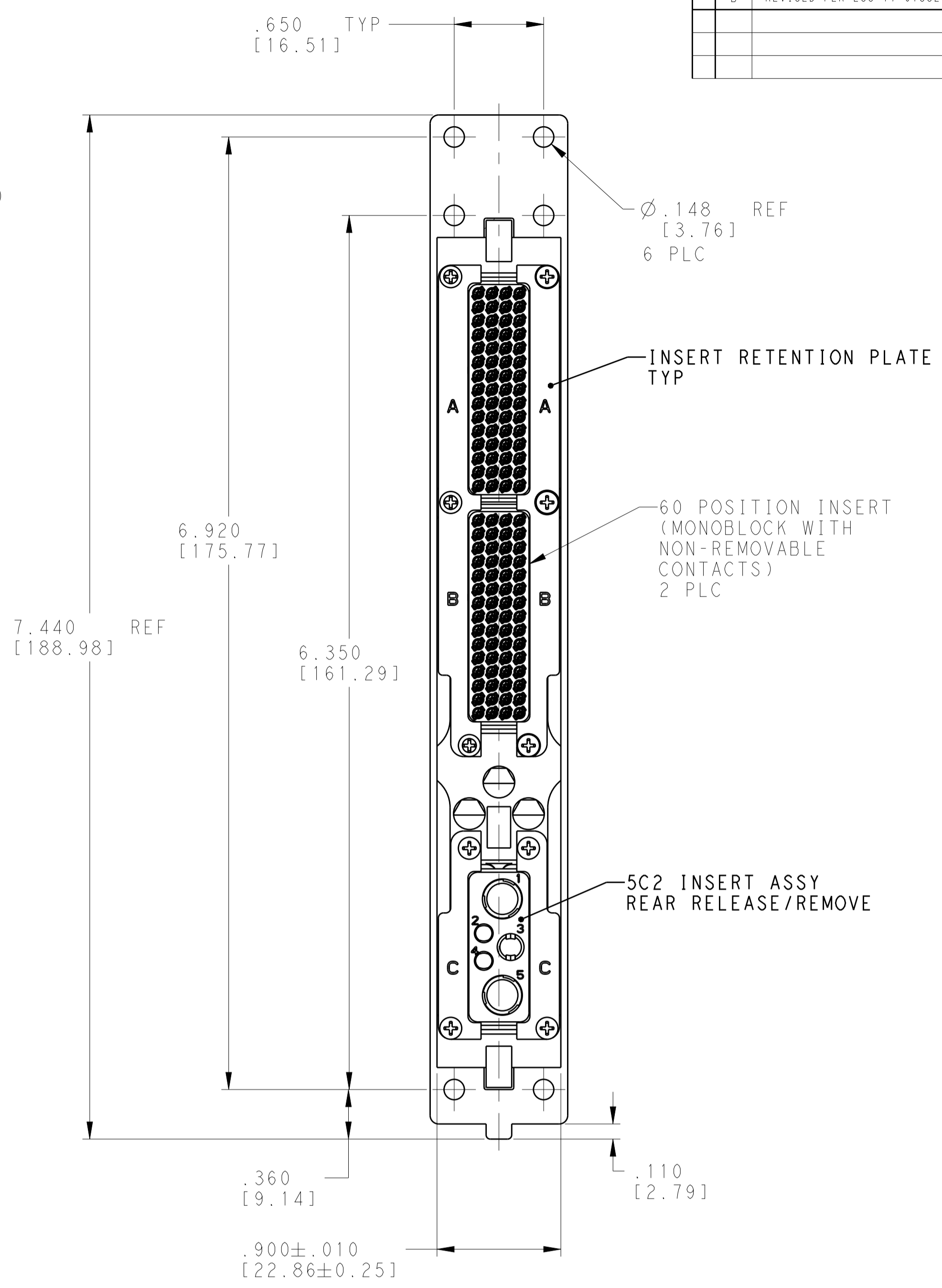
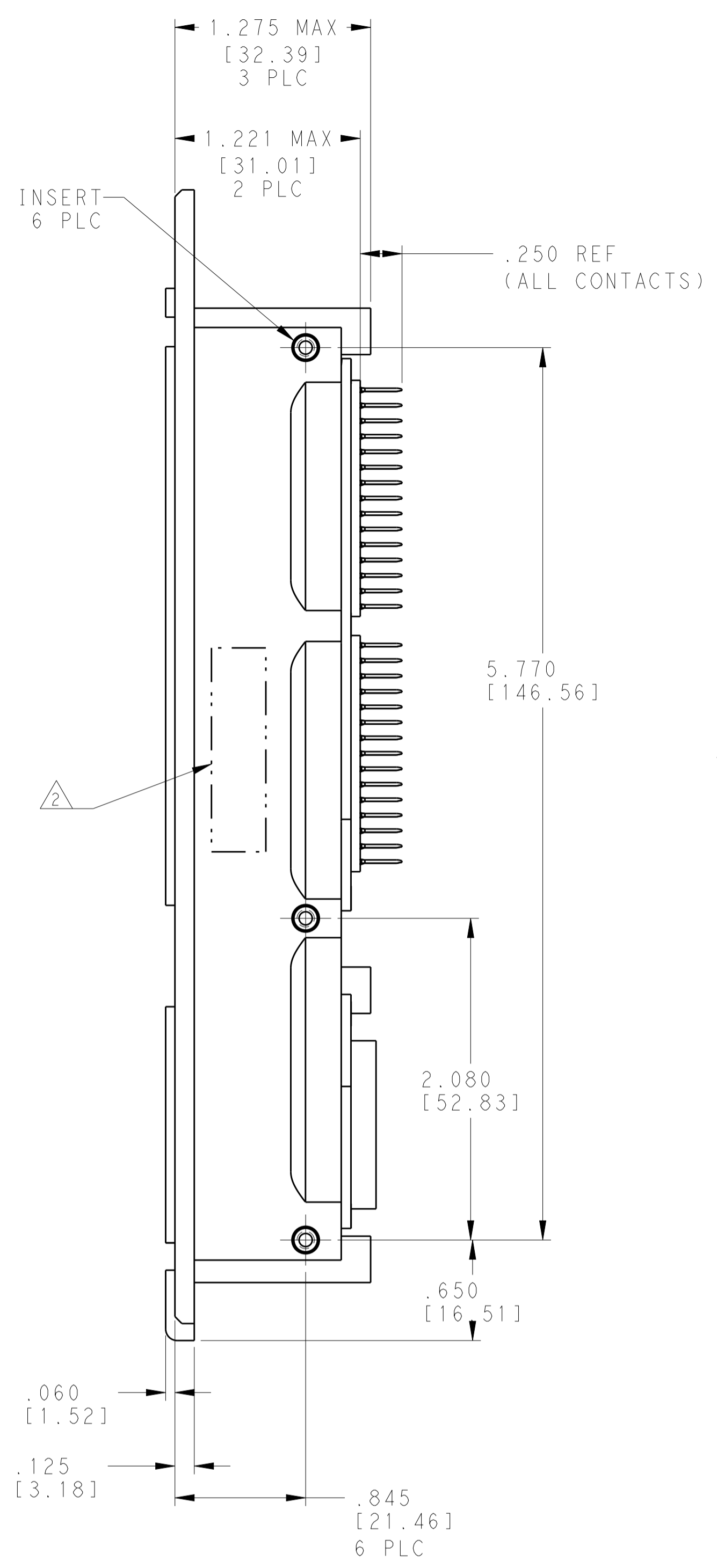
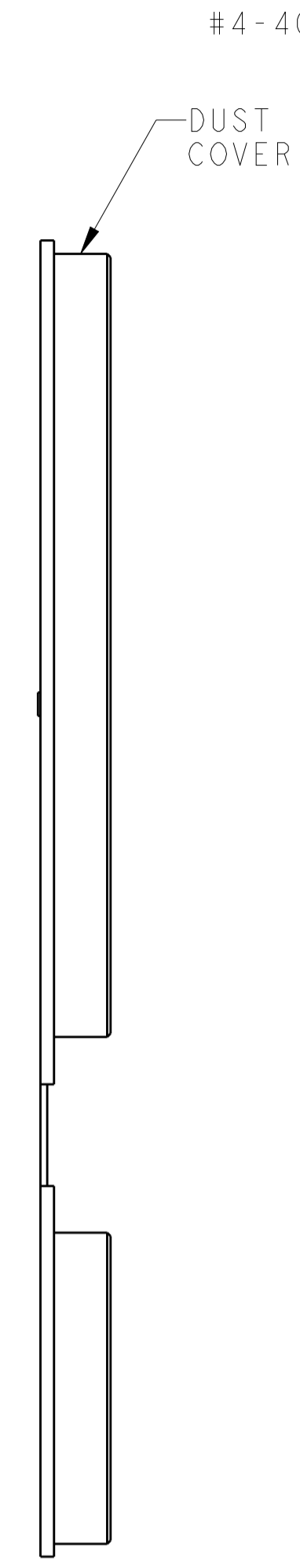
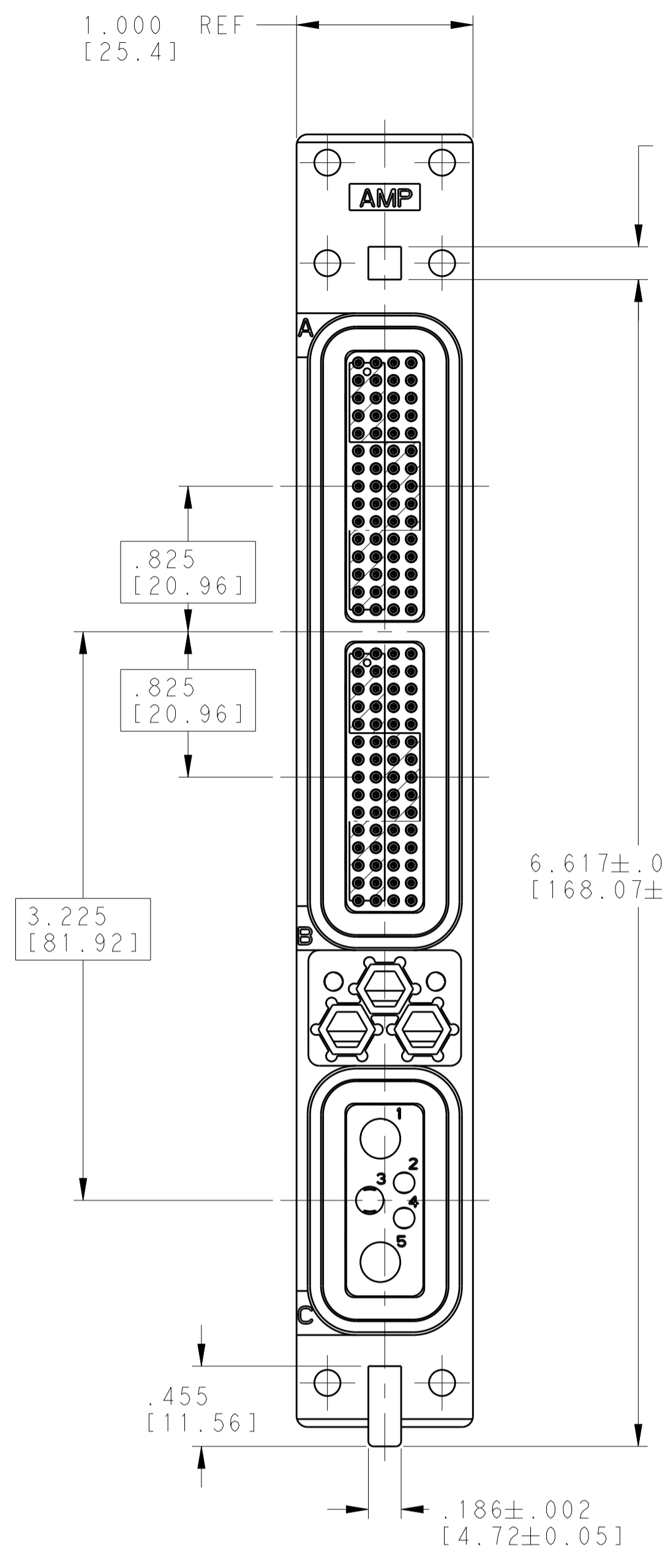


REVISIONS				
P.	LTN.	DESCRIPTION	DATE	APVD.
B		REVISED PER ECO-17-018523	22JAN2018	PHM CT



- 1 ASSEMBLED CONNECTOR FEATURES COMPLY WITH ARINC 600 SPECIFICATION EXCEPT AS NOTED.
- 2 TE PART NO. AND DATE CODE MARKED IN THIS AREA.
- 3. KEYING INSTALLED IN POSITION "01".
- 4. CONNECTOR IS SUPPLIED WITH A DUST COVER INSTALLED FOR SHIPPING.
- 5. MODULE A:  
NON-REMOVABLE SIZE 22 POSTED SOCKET CONTACTS, QTY = 60  
MODULE B:  
NON-REMOVABLE SIZE 22 POSTED SOCKET CONTACTS, QTY = 60  
MODULE C:  
NO CONTACTS

COMPONENT	MATERIAL	FINISH	REMARKS
FLAT HEAD SCREWS	STEEL OR STAINLESS STEEL	STAINLESS STEEL OR PASSIVATED	--
SIZE 22 STAMPED AND FORMED SOCKET CONTACTS QTY = 120	BODY: COPPER ALLOY HOOD: STAINLESS STEEL	BODY: .000050 [0.00127] MIN GOLD ON MATING TINES, SnPb ON TAIL, BOTH OVER NICKEL PLATE HOOD: PASSIVATED	ONE PIECE DESIGN WITH NON-REMOVABLE CONTACTS
60 POSITION INSERT 2 PLC	THERMOPLASTIC	NONE	ONE PIECE DESIGN WITH NON-REMOVABLE CONTACTS
5C2 INSERT	THERMOPLASTIC	NONE	--
POLARIZATION KEYWAY	ZINC ALLOY PER ASTM-B-86	--	--
KEYWAY RETAINER PLATE	ALUMINUM ALLOY	BLUE ANODIZED PER MIL-A-8625	--
SHELL	ALUMINUM ALLOY PER ASTM-B-85	CHROMATE CONVERSION PER MIL-C-5541, TYPE II, CLASS 3	--
RETENTION PLATES	ALUMINUM ALLOY PER ASTM-B-209	--	--

"01"	2293024-1
KEYING POSITION	PART NUMBER

THIS DRAWING IS A CONTROLLED DOCUMENT.

DIMENSIONS: INCHES [mm]	TOLERANCES UNLESS OTHERWISE SPECIFIED:	DWN C.C. THOMAS 6-22-15	CHK W. BERNHART 6-22-15	APVD W. BERNHART 6-22-15
0 PLC ±	1 PLC ±	2 PLC ±	3 PLC ±	4 PLC ±
ANGLES ±	FINISH ±	WEIGHT -	SIZE CAGE CODE DRAWING NO	RESTRICTED TO
MATERIAL SEE TABLE	SEE TABLE	CUSTOMER DRAWING	A100779C=2293024	SCALE 3:2 SHEET 1 OF 1 REV B

**STE** TE Connectivity  
 NAME RCPT ASSY SZ 1, ARINC 600 (60/60/5C2) WITH SIZE 22 STAMPED AND FORMED CONTACTS