
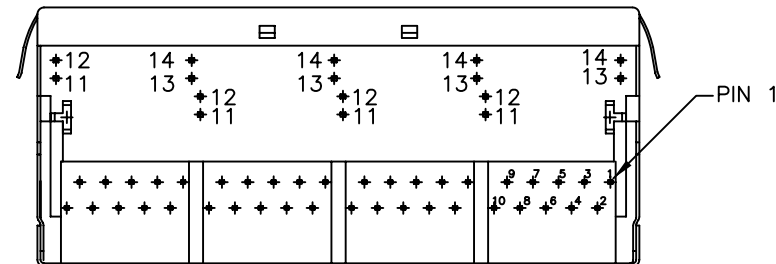
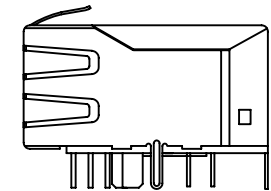
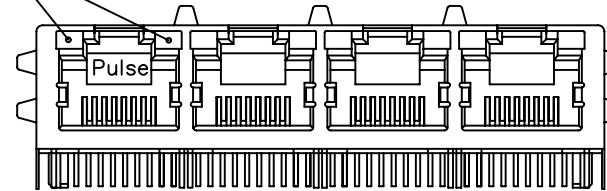


NOTES:

1. ROHS COMPLIANT
2. PLASTIC HOUSING: THERMOPLASTIC MATERIAL WITH FLAMMABILITY RATING UL 94V-0 OR BETTER.
3. CONTACTS PLATING: 30 μINCHES GOLD PLATING.
4. CONTACTS BASE MATERIAL: PHOSPHOR BRONZE
5. UNDER PLATING: 50 μINCHES NICKEL
6. SOLDER TAIL PLATING : 150-300 μINCHES 100% TIN, MATTE FINISH.
7. METAL SHIELD: NICKEL PLATING ON COPPER ALLOY.
8. JACK CAVITY CONFORMS TO FCC PART 68 SUBPART.
9. PCB PLATING: HASL
10. STORAGE TEMPERATURE: -50°C TO +125°C
11. COMPLIANCE TO J-STD:
 - A. J-STD-002: SOLDERABILITY AT 245°C DIP AND LOOK TEST
 - B. J-STD-020: LEVEL 1, NO MOISTURE SENSITIVE
 - C. J-STD-075: W2, 270°C MAXIMUM THROUGH WAVE SOLDER



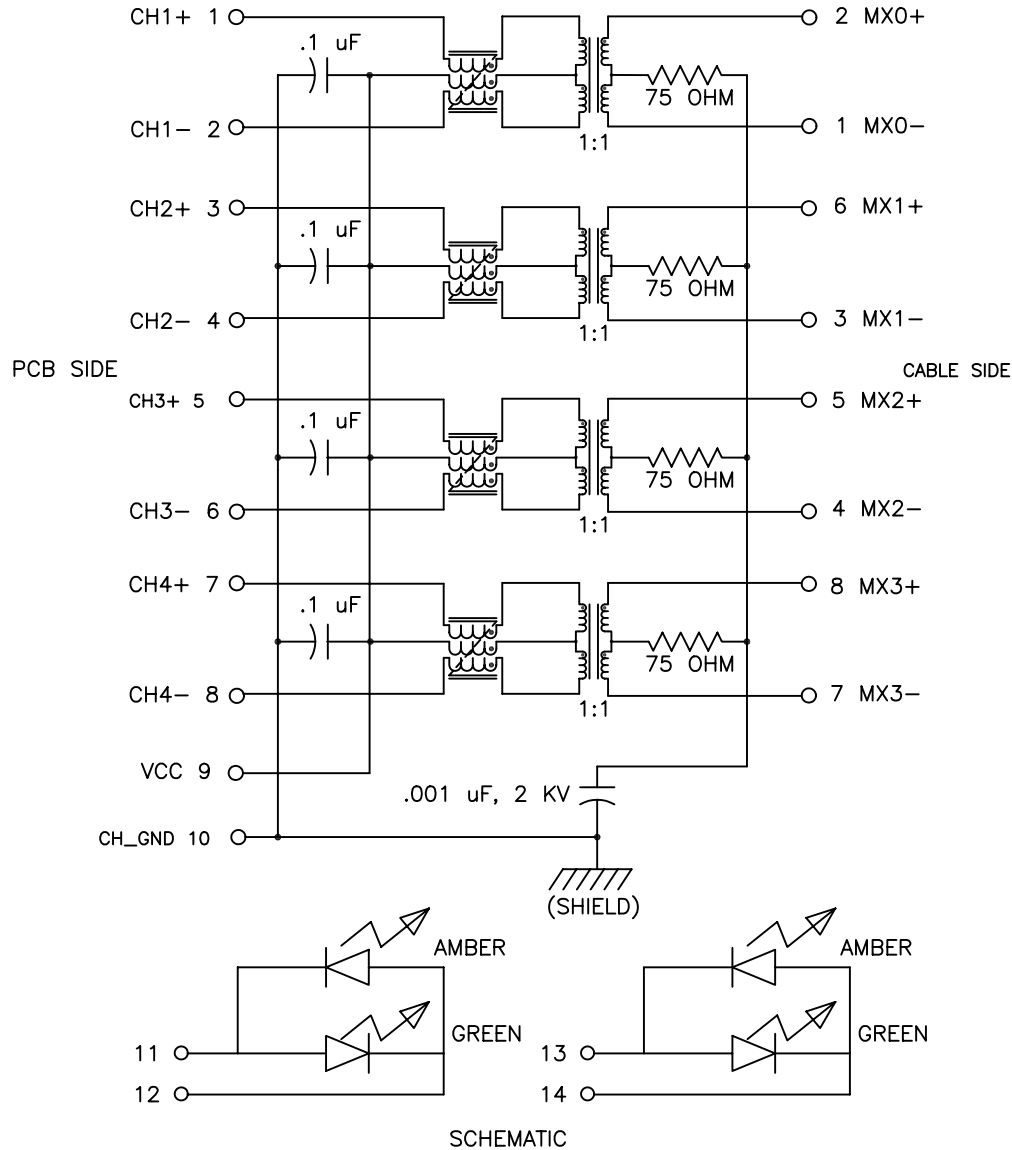
GREEN/AMBER



FINAL OUTLINE

© Copyright, 2014. Pulse Electronics Corp. All rights reserved. Pulse confidential & proprietary. (05/13/14)

PRODUCT DESCRIPTION	TLA DRAWING	PS DRAWING	SHEET	PART NO.	DATASHEET REV.
CONN,RJ45,1X4,1GD,1:1,TY	JXGO-0098NL-11	PS-2098.003-N	1 OF 4	JXGO-0098NL	A



ELECTRICAL CHARACTERISTICS AT +25°C UNLESS OTHER SPECIFIED
MEETS IEEE 802.3 SPECIFICATION

PARAMETER	SPECIFICATIONS	
OPERATING TEMP	-40°C ~ +85°C	
TURNS RATIO	1 : 1 ± 2%	
POLARITY	PER SCHEMATCH	
INSERTION LOSS	100 KHz	1-125 MHz
	-1.2 dB MAX	-0.2-0.002*f ^{1.4} dB MAX
RETURN LOSS (Z OUT = 100 OHM ±15%)	.1-40 MHz	40-100 MHz
	-16 dB MIN	-10+20*LOG ₁₀ (f/80 MHz) dB MIN
INDUCTANCE (OCL) (MEDIA SIDE, -40°C~85°C)	350 uH MIN (MEASURED AT 100 KHz, 100 mVRMS AND WITH 8 mA DC BIAS)	
CROSSTALK, ADJACENT CHANNELS	1 MHz	10-100 MHz
	-50 dB MIN	-55+22*LOG ₁₀ (f/10) dB MIN
COMMON MODE REJECTION RATIO	2 MHz	30-200 MHz
	-50 dB MIN	-15+20*LOG ₁₀ (f/200) dB MIN
INPUT - OUTPUT ISOLATION	2250 VDC MIN @ 60 SECONDS	

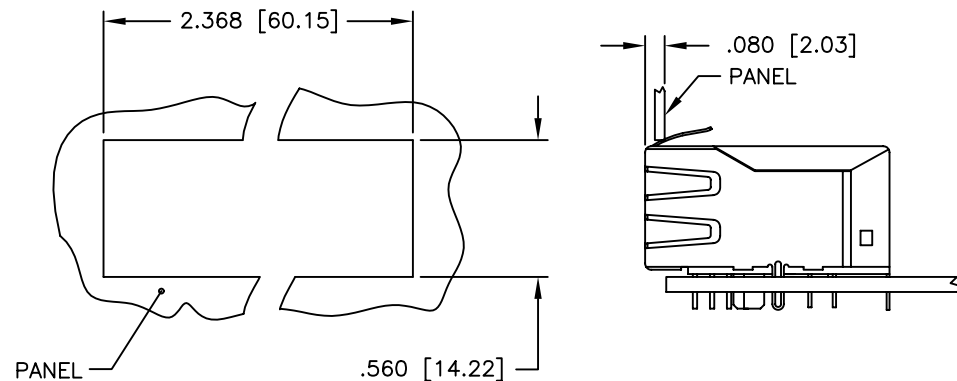
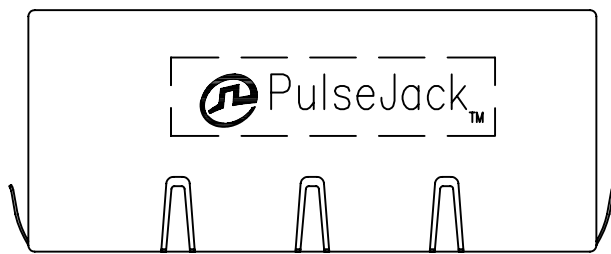
NOTE: f IS FREQUENCY IN MHZ.

EMMITTED COLOR	GREEN	AMBER
WAVELENGTH (nm)	568 nM	600 ±5 nM
BRIGHTNESS (mCD)	5 TO 7 TYP. @ 10mA	5 TO 7 TYP. @ 10mA
VIEWING ANGLE	85° - 100°	85° - 100°
POWER DISSIPATION (Pd)	100 mW MAX	100 mW MAX
REVERSE VOLTAGE (Vr)	2.1 TO 2.6 V MAX	2.1 TO 2.6 V MAX

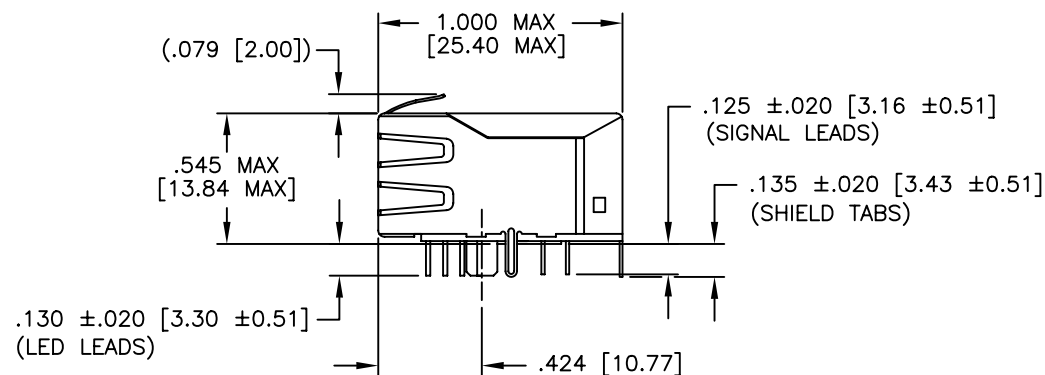
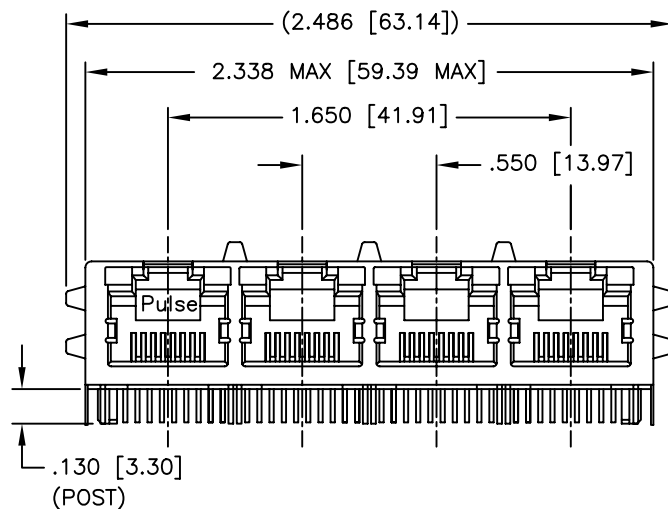
NOTE: PER VENDOR'S SPECIFICATIONS

© Copyright, 2014. Pulse Electronics Corp. All rights reserved. Pulse confidential & proprietary. (05/13/14)

PRODUCT DESCRIPTION	TLA DRAWING	PS DRAWING	SHEET	PART NO.	DATASHEET REV.
CONN,RJ45,1X4,1GD,1:1,TY	JXG0-0098NL-11	PS-2098.003-N	2 OF 4	JXG0-0098NL	A



SUGGESTED PANEL CUTOUT

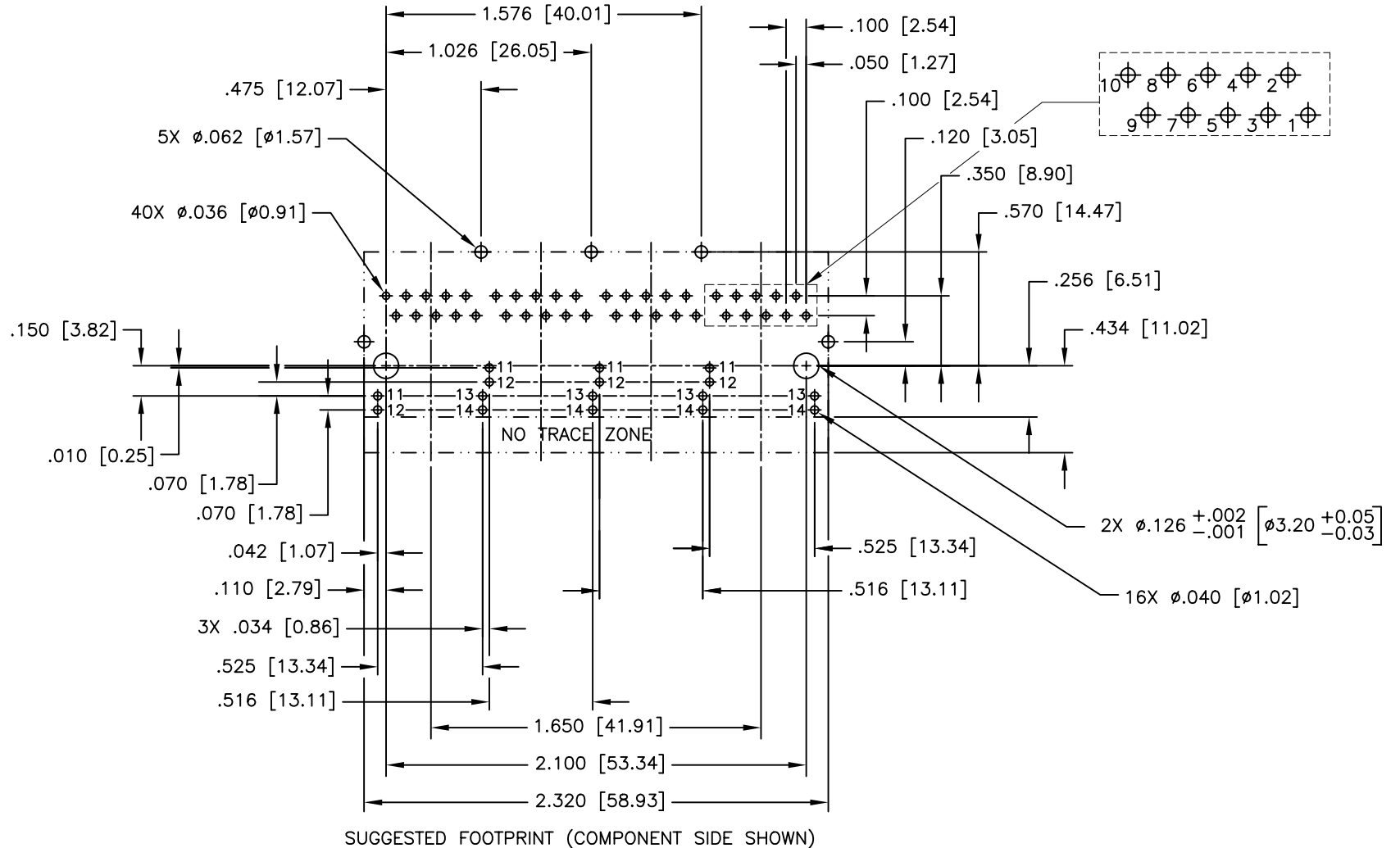


DIMENSIONS ARE IN INCHES [MILLIMETERS] WITH THE FOLLOWING TOLERANCES: [MILLIMETERS] ARE FOR REFERENCE ONLY.

.XXX= ±.010 [±0.25]

© Copyright, 2014. Pulse Electronics Corp. All rights reserved. Pulse confidential & proprietary. (05/13/14)

PRODUCT DESCRIPTION	TLA DRAWING	PS DRAWING	SHEET	PART NO.	DATASHEET REV.
CONN,RJ45,1X4,1GD,1:1,TY	JXG0-0098NL-11	PS-2098.003-N	3 OF 4	JXG0-0098NL	A



DIMENSIONS ARE IN INCHES [MILLIMETERS] WITH THE FOLLOWING TOLERANCES: [MILLIMETERS] ARE FOR REFERENCE ONLY.
.XXX= ± 0.003 [± 0.08]

© Copyright, 2014. Pulse Electronics Corp. All rights reserved. Pulse confidential & proprietary. (05/13/14)

PRODUCT DESCRIPTION	TLA DRAWING	PS DRAWING	SHEET	PART NO.	DATASHEET REV.
CONN,RJ45,1X4,1GD,1:1,TY	JXG0-0098NL-11	PS-2098.003-N	4 OF 4	JXG0-0098NL	A