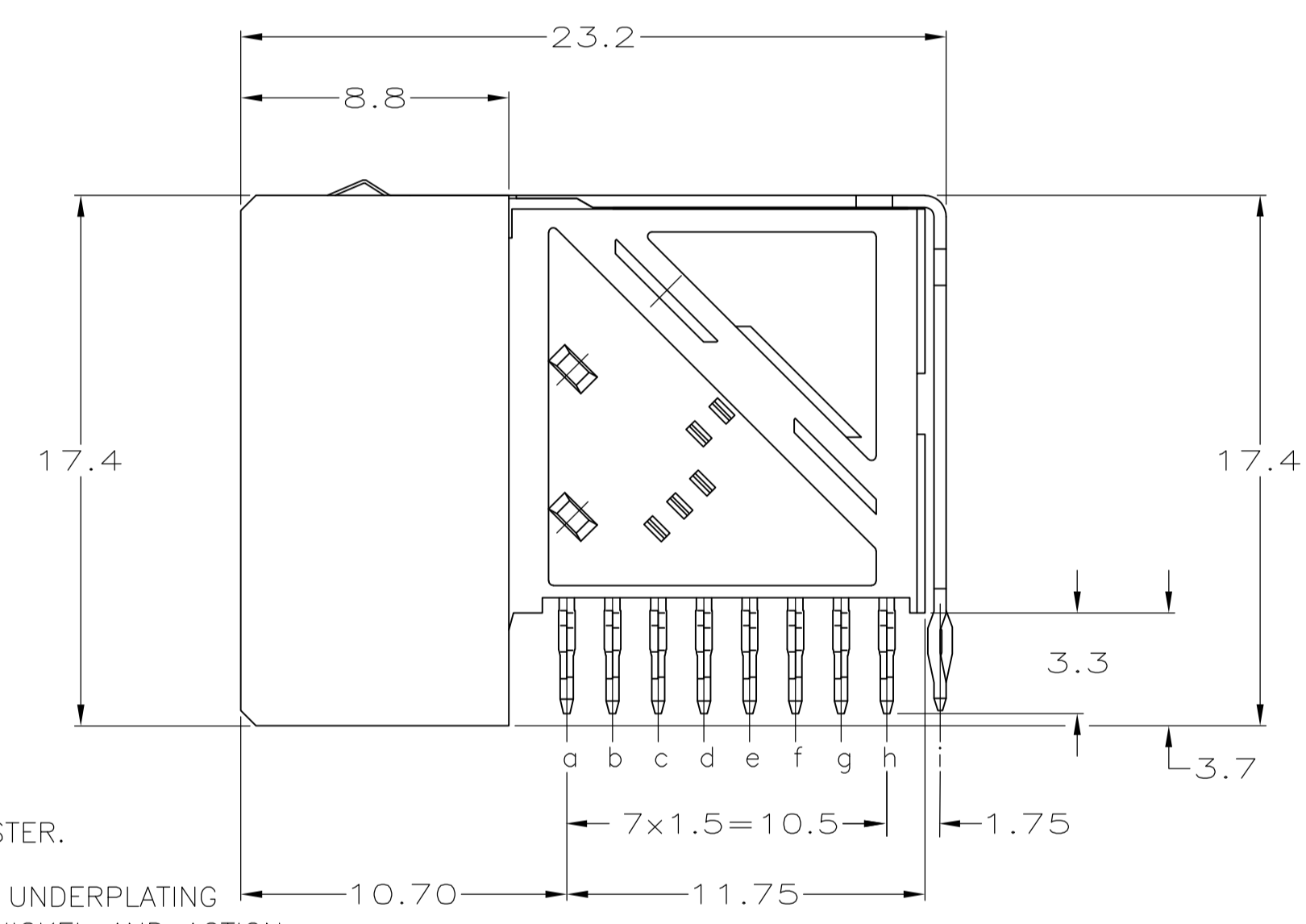
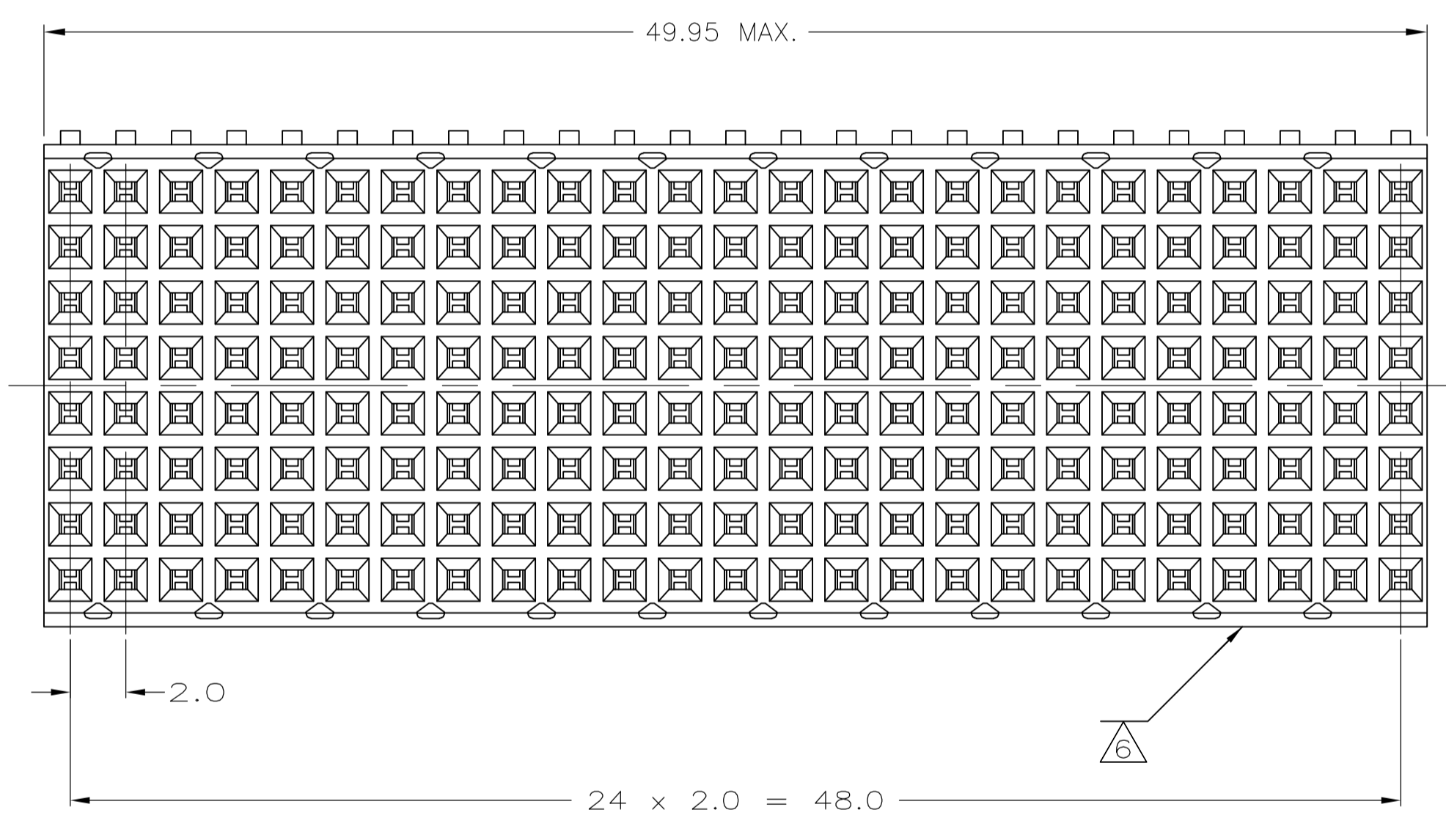
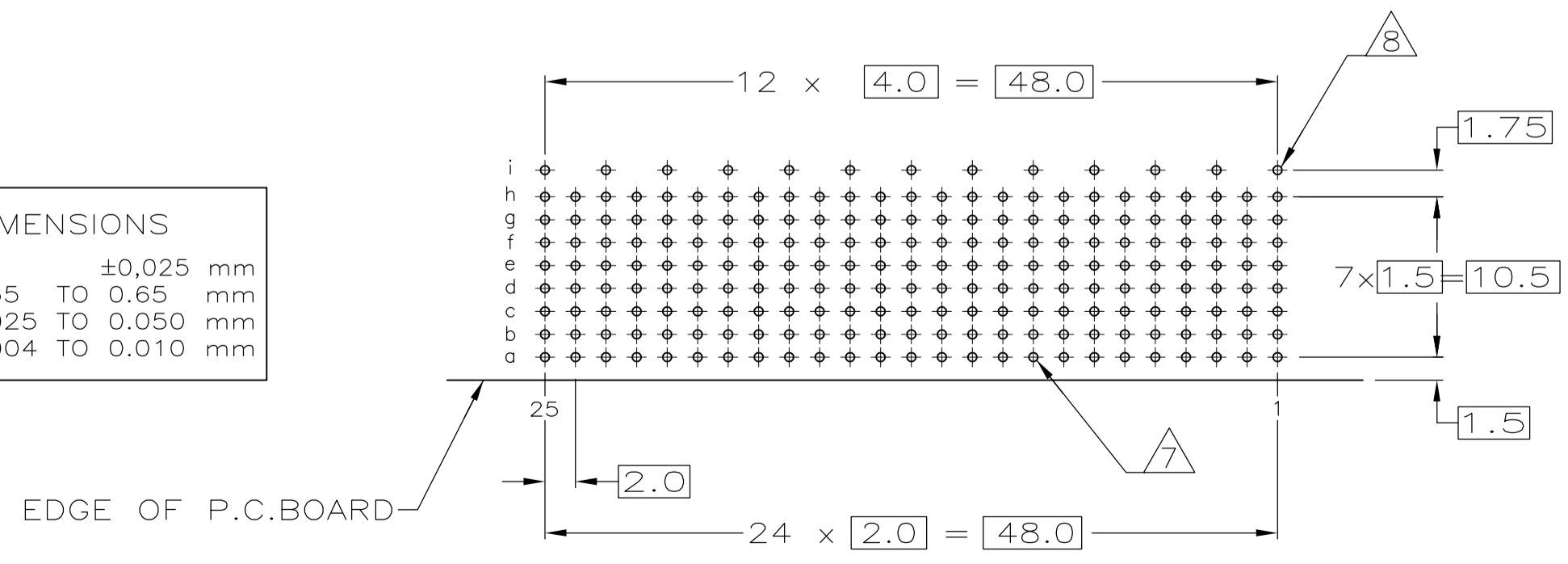


SECTION W-W



PCB HOLE DIMENSIONS		
DRILLED HOLE	0.7	±0.025 mm
FIN. HOLE	0.55 TO 0.65	mm
Cu-thks	0.025 TO 0.050	mm
SnPb-thks	0.004 TO 0.010	mm



RECOMMENDED PCB HOLE LAYOUT COMPONENT SIDE SCALE 2.5:1

- 1 MATERIAL:
CONTACT: PHOSPHOR BRONZE.
HOUSING: GLASS-FILLED POLYESTER.
- 2 GENERAL PLATING SPECIFICATION: UNDERPLATING (ENTIRE CONTACT): 1.27µm MIN NICKEL AND ACTION PIN: 0.5µm MIN TIN. FOR PLATING OF MATING SURFACES SEE APPLICABLE SPECIFICATION REFERENCE FOR EACH DASH NUMBER.
- 3 CONFORMS TO ALL TESTING ACCORDING TO IEC 61076-4-101 PERFORMANCE LEVEL 2.
- 4 CONNECTOR TESTED AND QUALIFIED AGAINST TELCORDIA GR-1217-CORE QUALITY LEVEL 3, CENTRAL OFFICE APPLICATIONS.
- 5 CONNECTOR TESTED AND QUALIFIED AGAINST TELCORDIA GR-1217-CORE QUALITY LEVEL 3, UNCONTROLLED ENVIROMENT APPLICATIONS.
- 6 CONNECTOR MARKED WITH PART NUMBER AND DATE CODE. ADDITIONAL CHARACTERS OR MARKINGS, AS WELL AS THE LOCATION OF THE MARKINGS, MAY BE ADDED FOR TRACEABILITY BASED UPON MANUFACTURERS DISCRETION.
- 7 PLATED-THROUGH HOLES AT 2x1.5mm GRID 200 TOTAL HOLES.
- 8 ROW "i" 13 PLATED THROUGH HOLES FOR UPPERSHIELD.
- 9 CONNECTOR & SHIELD LUBRICATED WITH BELCORE APPROVED LUBRICANT, TECHNICAL REFERENCE: TR-NWT-001217 ISSUE 1, SEP 1992.
- 10 SHIELD MOUNTED ON CONNECTOR WITH DOUBLE SIDED ADHESIVE TAPE OR ADHESIVE.
- 11 OBSOLETE PARTS: OBSOLETE CIS STREAMLINING PER D.RENAUD/D.SINISI
- 12 0.76µm MIN GOLD PLATING AT MATING SURFACE.
- 13 CONFORMS TO ALL TESTING ACCORDING TO IEC 61076-4-101 PERFORMANCE LEVEL 1.

2	13	5646487-4	
2	3	12	3-5646487-0
2	5	9	1-5646487-9-
2	4	9	5646487-9
2	3		5646487-1
FINISH		PART NUMBER	

THIS DRAWING IS A CONTROLLED DOCUMENT.		DIN B CARBO 28JUL05	TE Connectivity	
DIMENSIONS: mm		CIK G SKIPPER 28JUL05	R/A RECEPTACLE ASSY, 200 POSN	
TOLERANCES UNLESS OTHERWISE SPECIFIED:		APVD G SKIPPER 28JUL05	Z-PACK 2mm HM, TYPE E	
0-PLC ±		NAME	W/GROUND RETURN SHIELD	
1-PLC ±0.1		PRODUCT SPEC	108-19082	
2-PLC ±		APPLICATION SPEC	114-19029	
3-PLC ±		SIZE	CODE	DRAWING NO
4-PLC ±		WEIGHT	A1	00779
ANGLES		CUSTOMER DRAWING	SCALE	5:1
MATERIAL		FINISH	SEE TABLE	SHEET 1 of 1
1		C=5646487		REV D