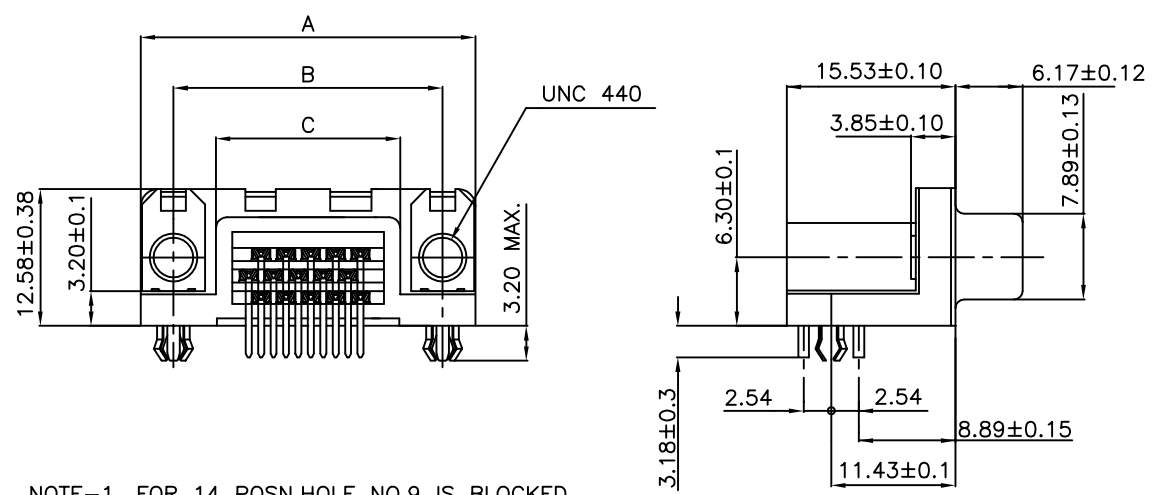
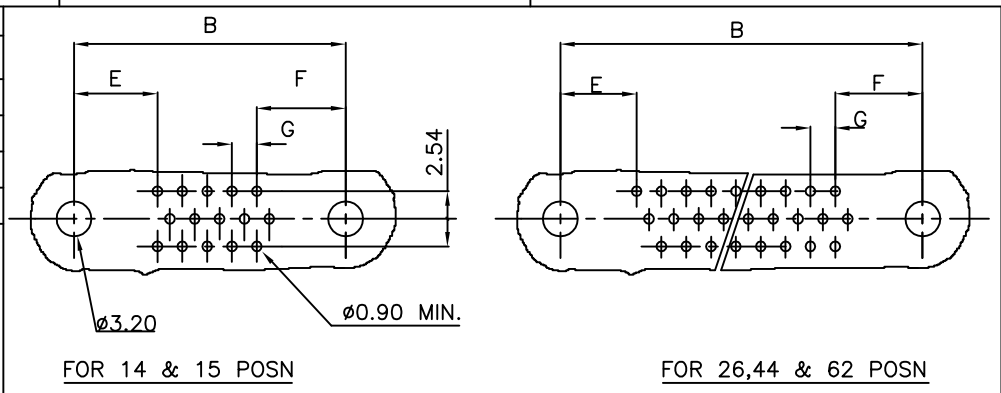
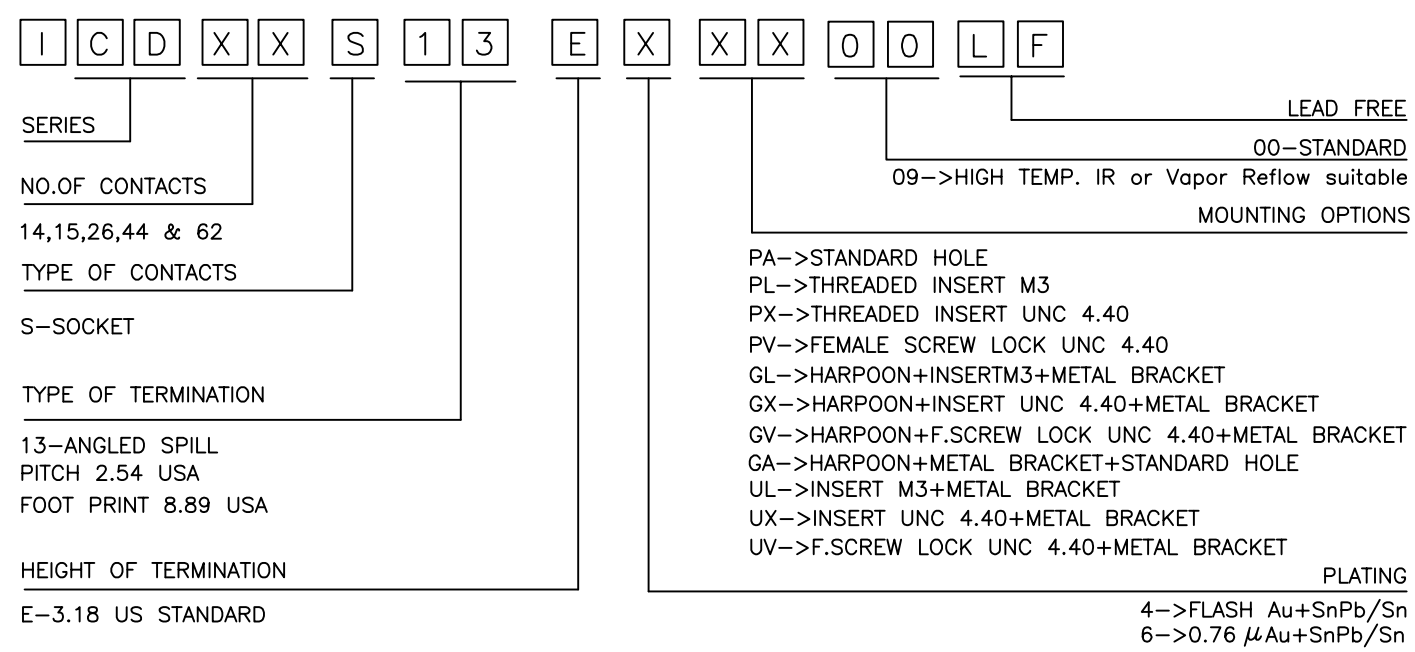


SIZE	DIMENSIONS						
	A±0.38	B±0.12	C±0.10	D $\begin{smallmatrix} +0.25 \\ -0 \end{smallmatrix}$	E	F	G
14/15	30.81	24.99	16.96	16.21	7.68	8.19	2.285
26	39.14	33.32	25.18	24.54	7.02	8.01	2.285
44	53.03	47.04	39.12	38.25	7.01	8.02	2.285
62	69.32	63.50	55.68	54.71	7.03	8.21	2.41



NOTE-1. FOR 14 POSN.HOLE NO.9 IS BLOCKED.

ORDERING INFORMATION



"This LF product meets European Union Directives and other country regulations as described in GS-22-008"

The housing will withstand exposure to 260°C peak temperature for 3.5 seconds in a wave solder application with a 1.6mm minimum thick circuit board.

Packaging as per GS-14-920

TECHNICAL SPECIFICATIONS

- MATERIAL**
- SHELL : STEEL TIN/Zinc Cr 3 PLATED.
- INSULATORS : SELF EXTINGUISHING BLACK POLYESTER UL CLASS 94V0 THE HOUSING WILL WITHSTAND EXPOSURE TO 260-265°C IF WE USE PROTECTIVE ADHESIVE (type Kapton or Teflon) OR PROTECTIVE METALLIC DEVICE
- CONTACTS : COPPER ALLOY
- PLATING**
- ACTIVE ZONE : GOLD OVER NICKEL
- TERMINATION ZONE : SnPb over Ni
- FOR LEAD FREE PLATING : 2 μ MIN.MATTE TIN TOP OVER
1.27 μ MIN.NICKEL UNDER PLATE(ON TERMINATION ZONE)
- METAL BRACKET : BRASS,TIN /Zinc Cr3 PLATED.
- SCREW LOCK : BRASS,TIN /Zinc Cr3 PLATED.
- HARPOON : BRASS,TIN PLATED.
- CLINCH NUT : BRASS,TIN /Zinc Cr3 PLATED.
- ELECTRICAL DATA**
- MAX.CURRENT RATING : 3A
- TEST VOLTAGE : 1000V
- RATED VOLTAGE : 300V
- CONTACT RESISTANCE : <25mΩ
- SHELL RESISTANCE : <5mΩ
- INSULATION RESISTANCE : >5000MΩ
- ENVIRONMENTAL CHARACTERISTICS.**
- OPERATING TEMPERATURE RANGE : -55°C +125°C
- MECHANICAL CHARACTERISTICS**
- MATING/UNMATING CYCLES (Min.) : 200 MATINGS FOR <0.40μ GOLD PLATING
500 MATINGS FOR >0.75μ GOLD PLATING
- INSERTION/EXTRACTION FORCE PER CONTACTS : 5 N Max./0.3 N Min.

mat'l. code		surface		tolerance		projection		product family	
SEE NOTE 4		ISO 1302		ISO 406 ISO 1101				COMPACT D	
ltr	ecn no	dr	date	tolerances unless otherwise specified				title	
C	106-0074	GVJ	2006/06/08	angles	linear	MM		C-D A/S FEMALE CONNECTOR	
				0°±1°		scale			
		dr	GEORGE.V.JOSEPH	2004/10/12				dwg no	
		enr	Elias C Thomas	2004/10/12				sheet 1 of 1	
		chr	GEORGE.V.JOSEPH	2006/06/23				size	
		appd	K.V.SIVADAS	2006/06/23				A3	
sheet index		revision	c					type	
		sheet	1					Product Customer Drawing	

Copyright FCI
 FCconnect.com
 form: A3