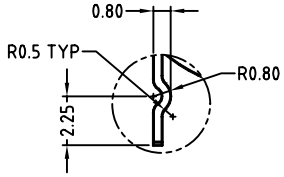
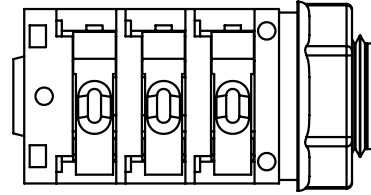
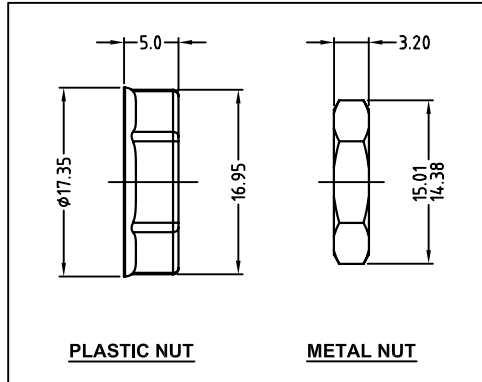
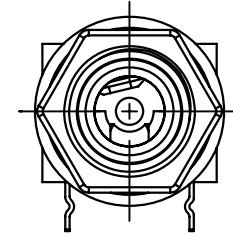
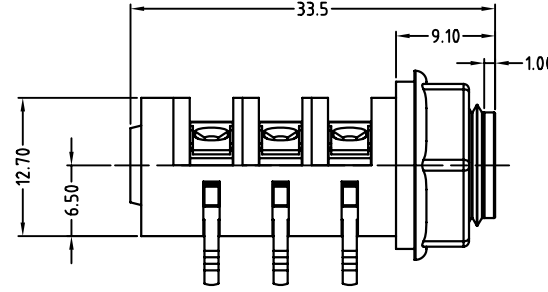
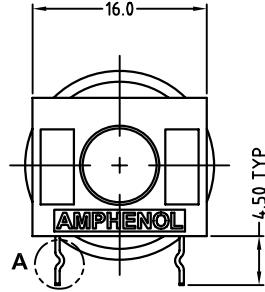


ISO VIEW
SCALE 1:1

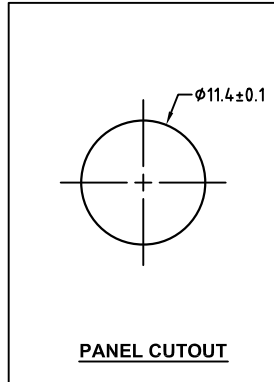


DETAIL A
SCALE 4:1

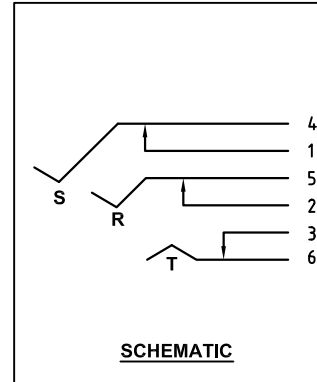


PLASTIC NUT

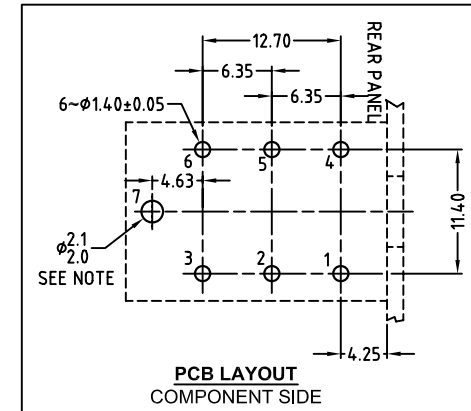
METAL NUT



PANEL CUTOUT



SCHEMATIC



PCB LAYOUT
COMPONENT SIDE

CATALOGUE P/N	ASSEMBLY P/N	NUT OPTIONS
ACJS-PHDR	55010154-502	PLASTIC
ACJS-MHDR	55010154-302	METAL

NOTE: OPTIONAL MOUNTING HOLE FOR SELF-TAPPING M2 SCREW

UNLESS OTHERWISE SPECIFIED TOLERANCE TO BE

LINEAR	ANGULAR
X ± 0.5	X° ± 1°
XX ± 0.1	X°X' ± 30'
XXX ± 0.05	X°X'X" ± 15"

BREAK ALL SHARP EDGES AND REMOVE ALL BURRS

DO NOT SCALE

DIMENSIONS IN MILLIMETRES

THIS DOCUMENT IS THE PROPERTY OF AMPHENOL AUSTRALIA PTY. LTD. NO PART THEREOF MAY BE REPRODUCED AND USED WITHOUT THE PRIOR WRITTEN CONSENT OF THE OWNER

CAD FILE: 55010154502222 DRN: L.V DATE: 18-06-02

MATL: REFER TO COMPONENTS CKD: M.N.H DATE: 17-05-06

FINISH: REFER TO COMPONENTS APP'D: P.M DATE: 17-05-06

SCALE: 2:1 UOS PART No: REFER TO CHART

2	CHANGE PLASTIC NUT FROM P/N: 52170018-531 TO P/N: 52170032-531	L.V	31-01-05	8333
1	UPDATE TO COMPLY WITH MODIFIED COMPONENTS	L.V	11-06-03	8184
0	FIRST ISSUE	L.V	18-06-02	----
REV.	CHANGE DETAILS	BY	DATE	CHG/No

TITLE:
1/4" PHONE STEREO JACK CUSTOMER DRAWING

Amphenol
Amphenol Australia Pty.Ltd, 2 Fireways Blvd, Keysborough, Vic3173
DRAWING No. SHEET

55010154-502-2 2 OF 2