

# HVP

## 1/4" x 1-1/4" High voltage panel mount fuse holder



### Agency information

- UL Recognized: IZLT2, E14853

### General specifications

- Temperature rating (RTI):
  - The mounting body for all devices has a temperature rating of +150 °C.
  - The knob for these devices is molded plastic with a temperature rating of +150 °C.
- Plastic body meets UL 94HB
- Terminal strength: 5 pounds
- Torque: Mounting – 20 inch-pound
- Salt spray (corrosion): Test condition B

### Product features

- Compact, front panel mount fuse holder 1/4" x 1 1/4" (6.3 mm x 32 mm) fuses
- High voltage rating and current rating, up to 480 V and 30 A for higher power assemblies
- Bayonet-type knob as fuse carrier
- Robust design provides vibration resistance
- Tin plated brass terminals
- Thermoset fuse holder body and knob
- Threaded thermoplastic nut as standard
- Optional accessories available for field replacement

### Specifications

Part number	Description	Voltage rating (V)	Current rating (A)
HVP-R	Standard HVP fuse holder	480	30
HVP-W-R	Drip proof fuse knob (IP53 rated)	480	30
HVP-HH-R	1/4" Quick connects	480	15
HVP-L-R	2250 V Stand-off barrier	480	30
HVP-LW-HH-R	Drip proof knob, 2250 V stand-off, 1/4" quick connects	480	15
HVP-OO-R	Snap-lock design	480	30
HVP-CC-R	Extended panel mount	480	30

### Ordering details

Ordering number is the part number plus the packaging prefix. i.e. BK-HVP-R

Packaging code prefix	Description
BK-	100 fuse holders with components bagged separately

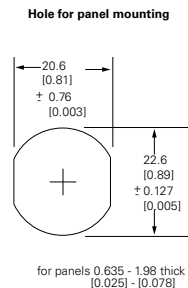
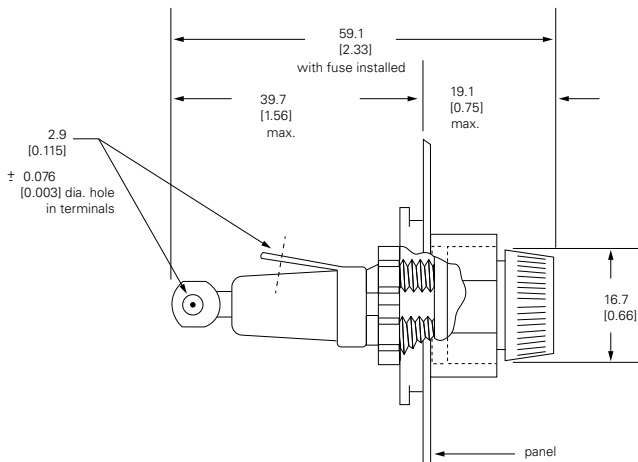
### Additional accessories

Ordering number	Description
BK-1A4287	100 unit package of plastic fastening nuts
BK-1A4806-2	100 unit package of metal fastening nuts
9435-1/2	10 unit package of bayonet fuse knobs
BK-9435-1/2	100 unit package of bayonet fuse knobs
9732	10 unit package of neoprene washers
BK-9732	100 unit package of neoprene washers

### Dimensions- mm [inches]

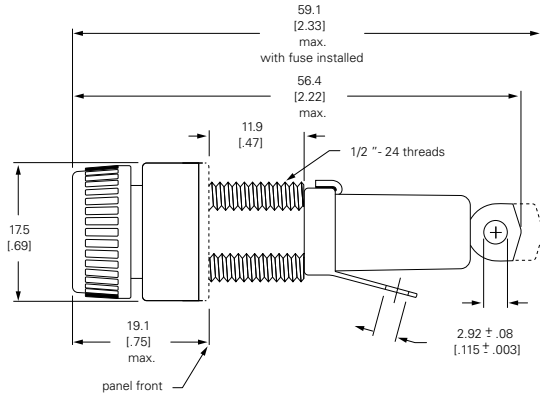
#### HVP-OO-R

#### Mounting: HVP-OO-R

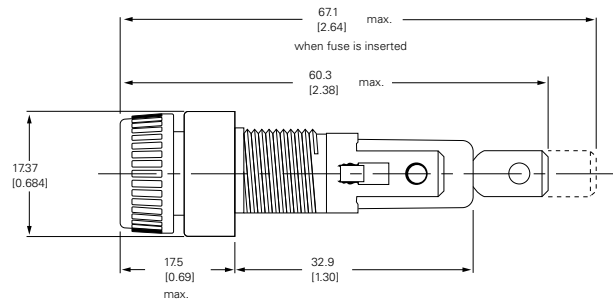


Dimensions- mm [inches]

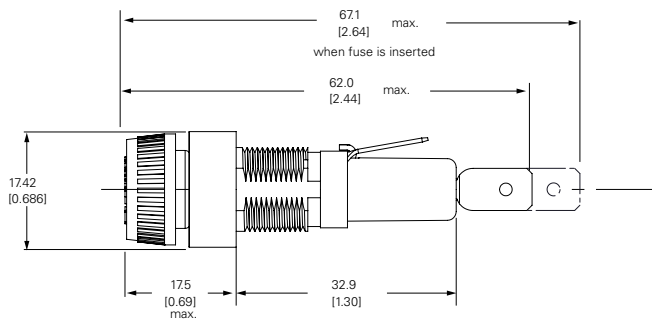
HVP-R, HVP-L-R, HVP-W-R



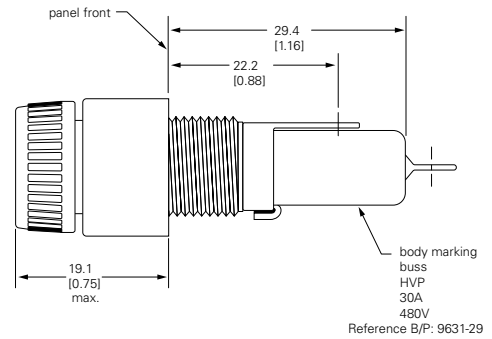
HVP-HH-R



HVP-LW-HH-R

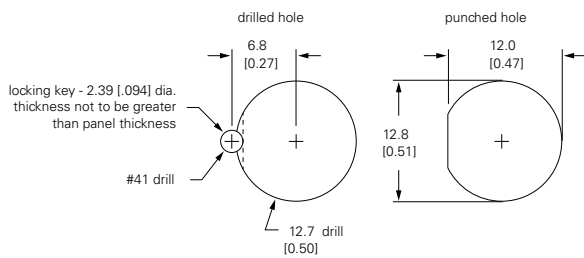


HVP-CC-R



Mounting: HVP-R, HVP-L-R, HVP-W-R, HVP-HH-R, HVP-LW-HH-R, HVP-CC-R

Hole for panel mounting



Life Support Policy: Eaton does not authorize the use of any of its products for use in life support devices or systems without the express written approval of an officer of the Company. Life support systems are devices which support or sustain life, and whose failure to perform, when properly used in accordance with instructions for use provided in the labeling, can be reasonably expected to result in significant injury to the user.

Eaton reserves the right, without notice, to change design or construction of any products and to discontinue or limit distribution of any products. Eaton also reserves the right to change or update, without notice, any technical information contained in this bulletin.

**Eaton**  
**Electronics Division**  
1000 Eaton Boulevard  
Cleveland, OH 44122  
United States  
Eaton.com/electronics

© 2023 Eaton  
All Rights Reserved  
Printed in USA  
Publication No. 11045 PCN23014M  
July 2023

Eaton is a registered trademark.

All other trademarks are property of their respective owners.

Follow us on social media to get the latest product and support information.

