


Solid State Relay

SMA Series Single Phase AC Output



- Optoelectronic Isolation
- TRIAC Output
- Load Voltage:240VAC
- Load Current:1A,2A
- Dielectric Strength 2500VACrms
- PCB Mounted
- RoHS Compliant

ASR	—	SM	A	240	D	1	R	N	-K
	Packing - : Bulk pack A-Z	SM Series	Load Type A:AC Load	Load Voltage 240:240VAC	DC Control	Load Current 1: 1Amp 2: 2Amp	Switching Mode Z:Zero Crossing R:Random-on	Control Voltage N: 5VDC P: 12VDC R: 24VDC S: 48VDC T: 60VDC	None: No Socket K: with Socket

Technical Specification

INPUT CIRCUIT(TA=25°C)		
Control Voltage Range	N	4-6VDC
	P	9.6-14.4VDC
	R	19.2-28.8VDC
	S	38.4-57.6VDC
	T	48-72VDC
Must Turn-on Voltage ⁽¹⁾	N	4VDC
	P	9.6VDC
	R	19.2VDC
	S	38.4VDC
	T	48VDC
Must Turn-off Voltage		1VDC
Maximum Input Current		25mA

Solid State Relay

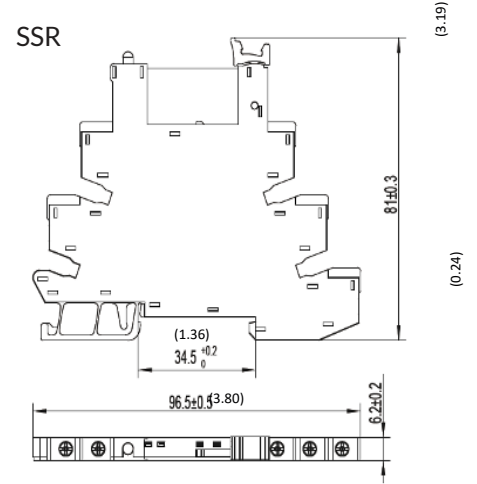
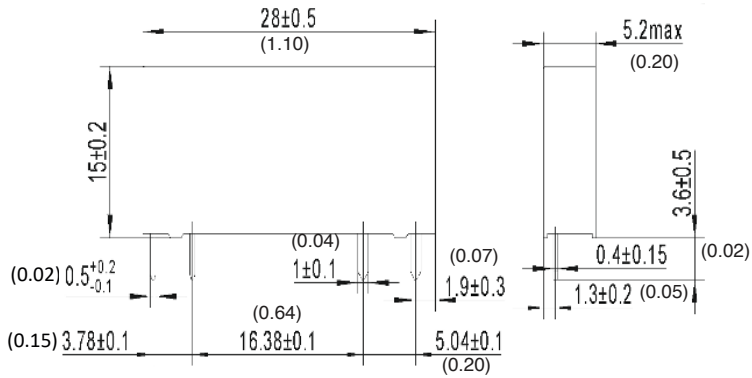
SMA Series Single Phase AC Output

OUTPUT CIRCUIT(TA=25°C)		
Load Voltage Range (47Hz-63Hz)		24-280VAC
Maximum Transient Overvoltage		600Vpk
Load Current Range	1A	0.1 - 1A
	2A	0.1 - 2A
Maximum Turn-On Time	Random-on	1ms
	Zero Crossing	10ms
Maximum Turn-Off Time		300µs
Maximum Surge Current [@10 ms]	1A	30A
	2A	40A
Maximum Off-State Leakage Current [@ Rated Voltage]		1.5mA
Maximum On-State Voltage Drop [@ Rated Current]		1.5Vrms
Maximum On-State Voltage Drop [@ Rated Current]		200V/µs
GENERAL INFORMATION (TA=25°C)		
Dielectric Strength, Input/Output(50/60Hz)		2500Vrms
Insulation Resistance(@500VDC)		1000MΩ
Ambient Operating Temperature Range		-30°C +80°C
Ambient Storage Temperature Range		-30°C +100°C
Weight (Typical)	ASR-SM240...-...Series	4g
	ASR-SM240...-...K Series	30g

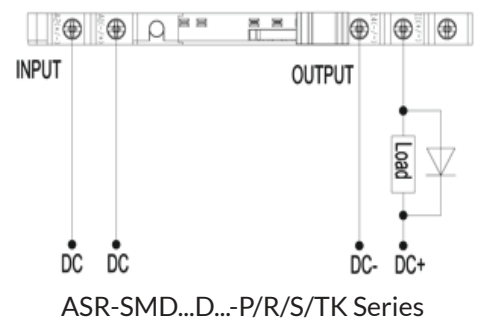
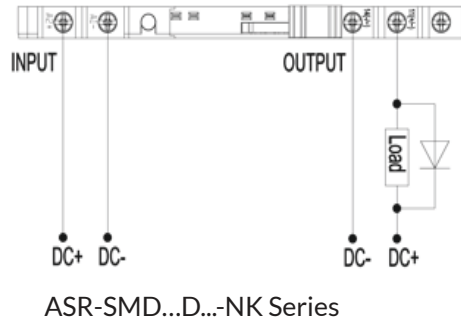
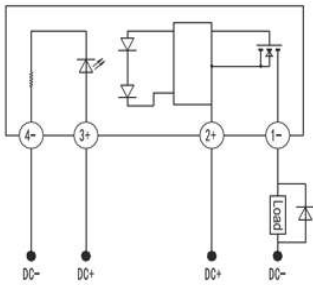
Solid State Relay

SMA Series Single Phase AC Output

Installation

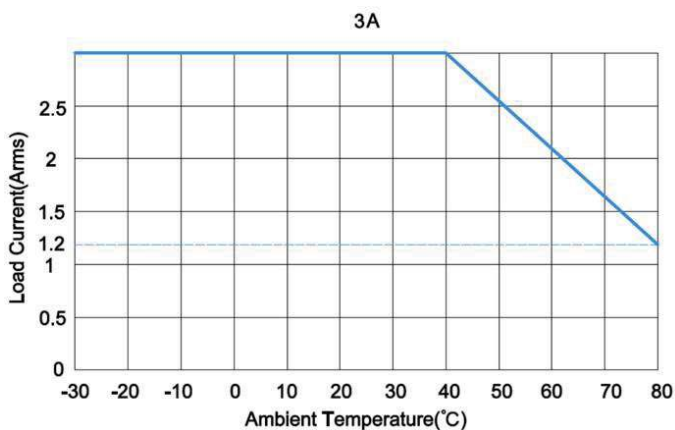
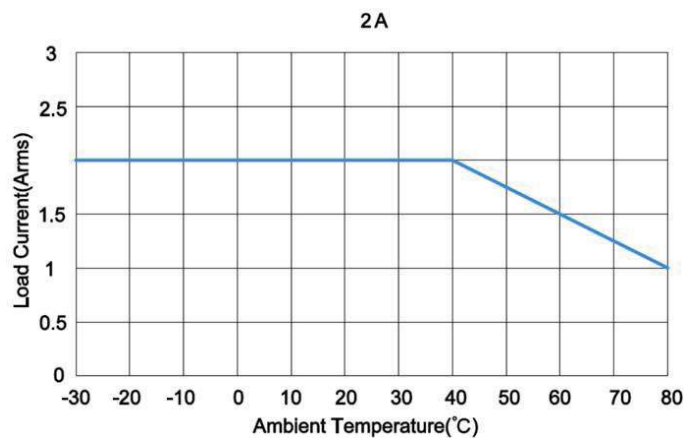
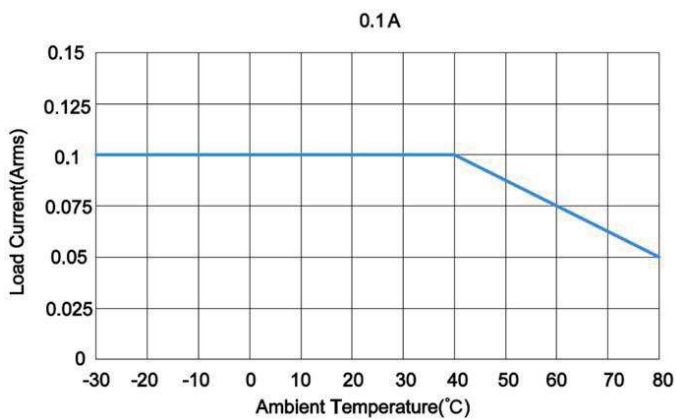


Wiring Diagram



Solid State Relay

SMA Series Single Phase AC Output



Attentions:

1. Soldering must be finished within 10 seconds at 260°C, or finished within 5 seconds at 350°C. Otherwise it may cause damage to the relay.
2. When connecting wiring to SSR please ensure screws are torqued down properly 4.43 in-lb, 0.5 N·m3.
3. When ambient temperature is above 25°C or tight installation required, the maximum load current decreases. See thermal derating curve.
2. Terminal polarity must be observed. Otherwise it may cause damage to the relay.

Product Certification



1741 Industrial Drive, No. 14 • Sterling, IL 61081
 Tel: 815-632-3150 • Fax: 815-632-3449
 www.altranmagnetics.com • sales@altranmagnetics.com

