

THIS DRAWING IS UNPUBLISHED.

RELEASED FOR PUBLICATION

© COPYRIGHT - TE Connectivity, SWINDON, UK

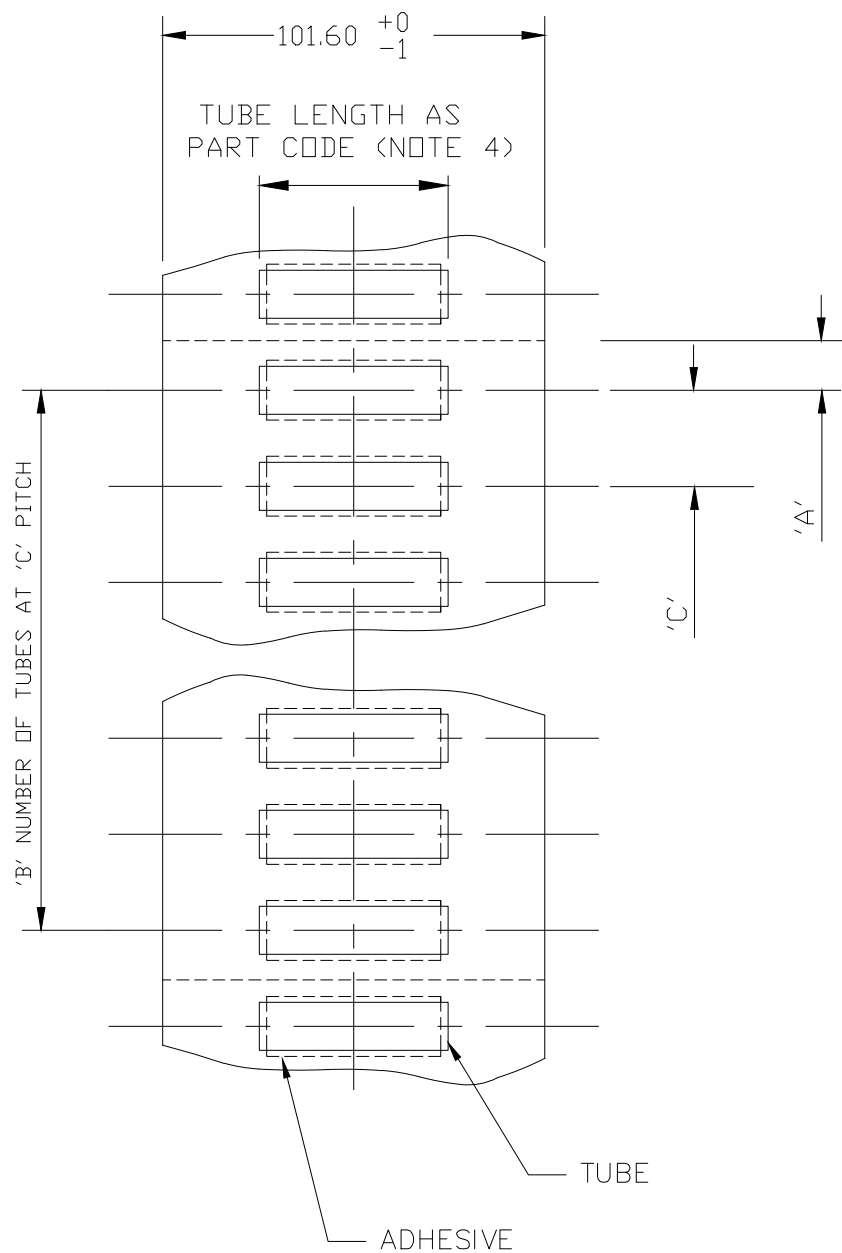
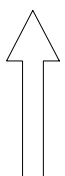
ALL RIGHTS RESERVED.

REVISIONS

P	LTR	DESCRIPTION	DATE	DWN	APVD
	3	PAPER CHANGE REF. ECR-18-018446	20DEC2018	AFK	LS

COMMERCIALLY CONFIDENTIAL
RESTRICTED CIRCULATION

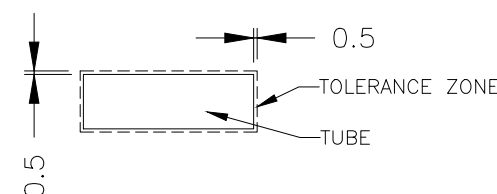
DIRECTION OF FEED
INTO PRINTER



PART CODE (1st FIVE DIGITS)	'A' TOP EDGE OF PAPER TO CENTRE OF TUBE	'B' No. OF TUBES AT 'C' PITCH PER PAGE	'C' TUBE POSITION PITCH
HS024	6.40	20	12.7
HS032	6.40	20	12.7
HS048	6.40	20	12.7
HS064	8.46	15	16.93
HS095	12.7	10	25.4
HS127	12.7	10	25.4
HS190	25.4	5	50.8
HS254	25.4	5	50.8
HS381	63.5	2	127

NOTES:-

1. TOLERANCE ON 'C' - ALL SIZES ±0.5mm.
2. EDGES OF TUBE TO BE STRAIGHT/SQUARE TO PAPER EDGE WITHIN 1.0mm TOLERANCE ZONE. SEE DIAGRAM BELOW.
3. NO ACCUMULATIVE PITCH ERROR THROUGH PACK IS ACCEPTABLE.
4. TUBE LENGTH CUT TOLERANCE:- $\pm \frac{1}{0}$ mm.



THIS DRAWING IS A CONTROLLED DOCUMENT.		DWN AFK CHK	27NOV2012	STE TE Connectivity	
DIMENSIONS: mm		APVD			
TOLERANCES UNLESS OTHERWISE SPECIFIED:		PRODUCT SPEC		HSI THERMAL TRANSFER NARROW ASSEMBLY 2:1 PRE TAPED CARRIER	
0 PLC ± -		APPLICATION SPEC		-	
1 PLC ± 0.5		SIZE		CAGE CODE	DRAWING NO
2 PLC ± 0.5		-		A3	0198G
3 PLC ± -		WEIGHT		C=1905A0019	
4 PLC ± -		0.000000		RESTRICTED TO	
ANGLES ± -		CUSTOMER DRAWING		-	
FINISH		SCALE		SHEET	REV
IRRADIATED POLYOLEFIN TUBE		---		1 OF 1	3