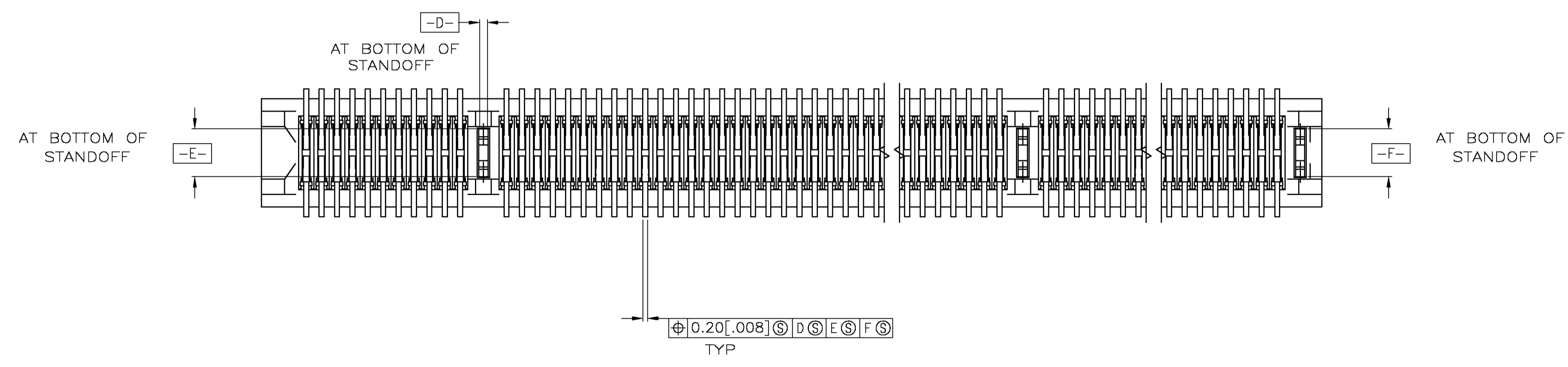
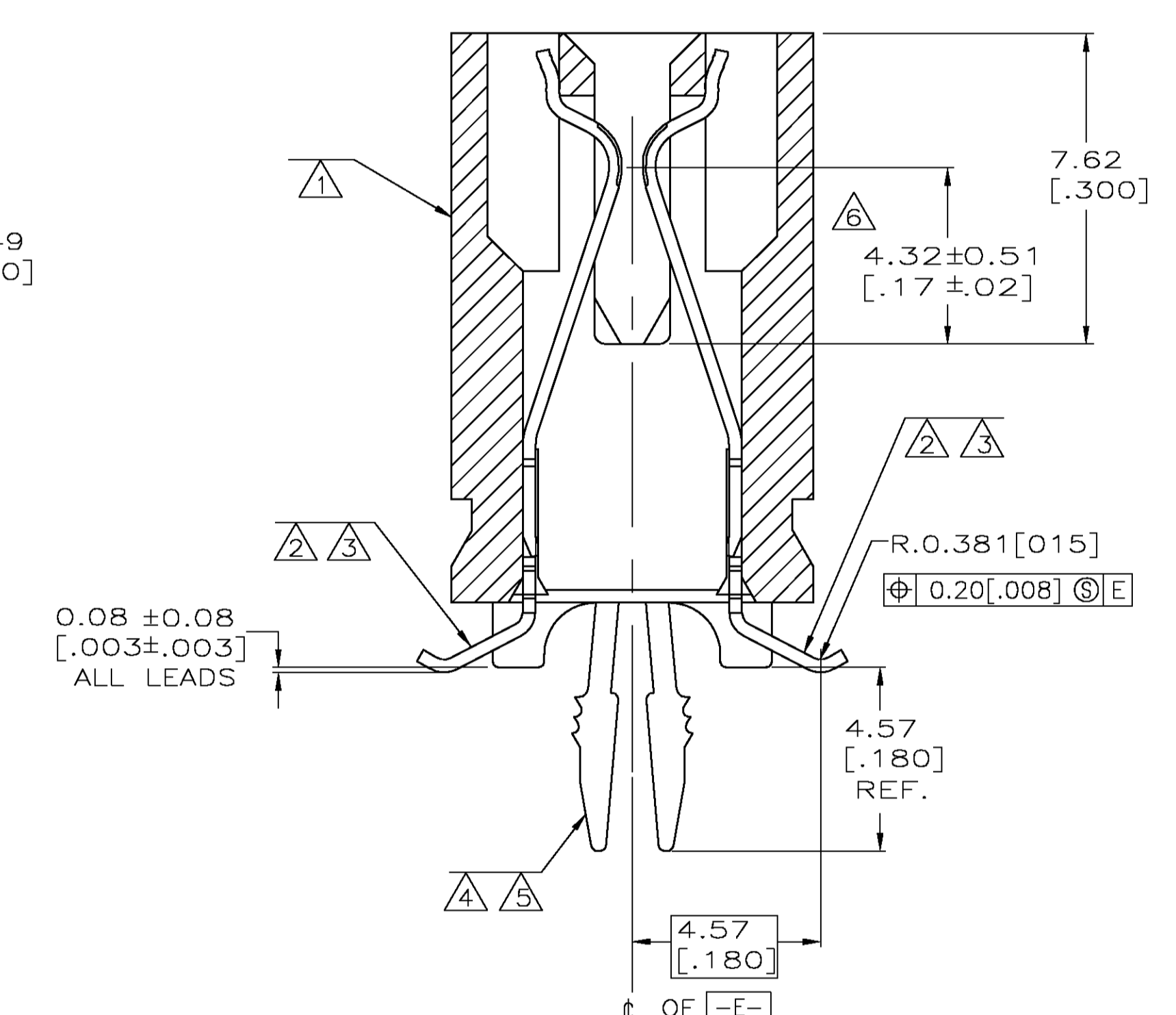
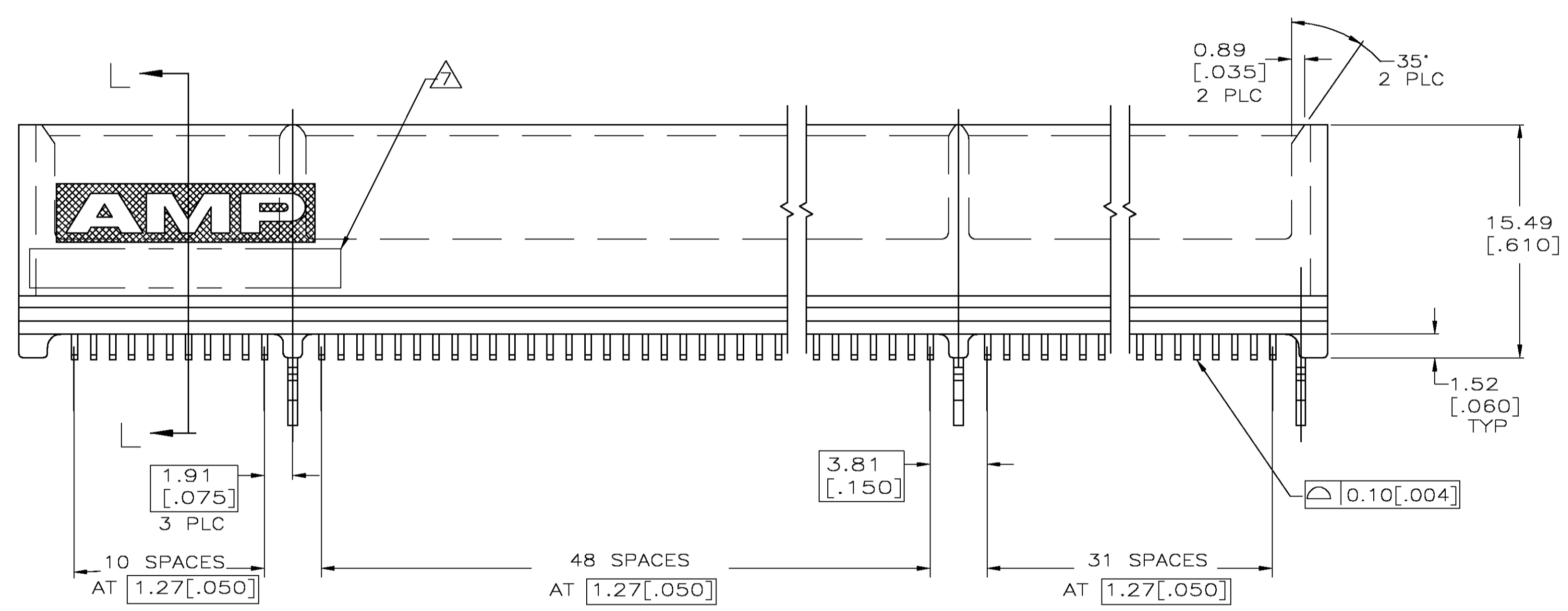


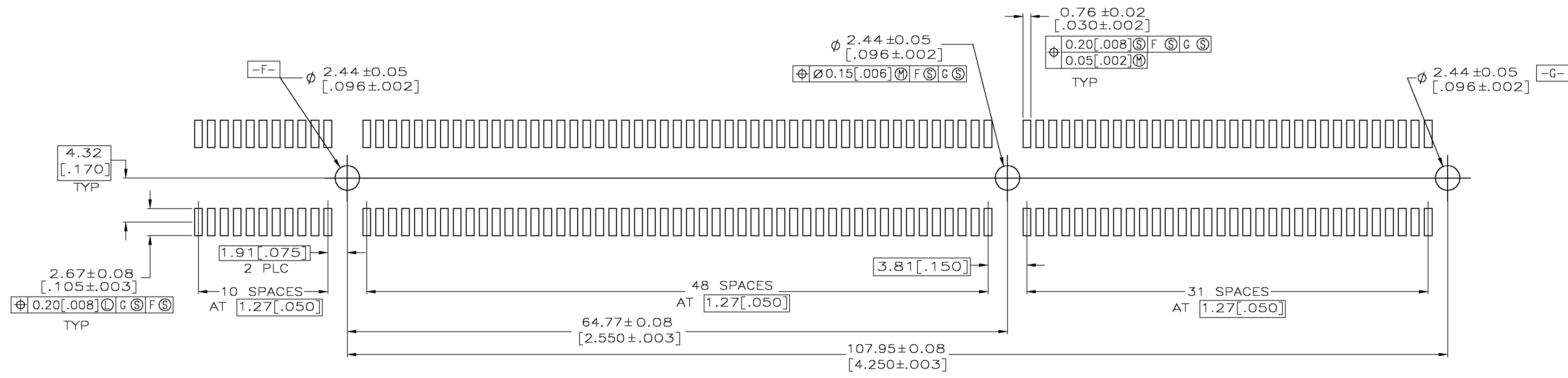
- ① HOUSING: HIGH TEMPERATURE THERMOPLASTIC.
- ② CONTACT: PHOSPHOR BRONZE.
- ③ CONTACT FINISH: 0.00254[.000100] MIN NICKEL UNDERPLATE. 0.000762[.000030] MIN GOLD OVER NICKEL IN CONTACT AREA. 0.00254[.000100] MIN MATTE TIN OVER NICKEL ON SOLDER TAILS.
- ④ METAL HOLD DOWN: BRASS
- ⑤ METAL HOLD DOWN FINISH: 0.00127[.000050] MIN NICKEL UNDERPLATE, 0.00381[.000150] MIN MATTE TIN ALL OVER.
- ⑥ DISTANCE FROM CONTACT POINT TO BOTTOM OF CARD SLOT.
- ⑦ AMP PART NUMBER, DATE CODE AND CSA LOGO MARKED IN APPROXIMATE AREA SHOWN.



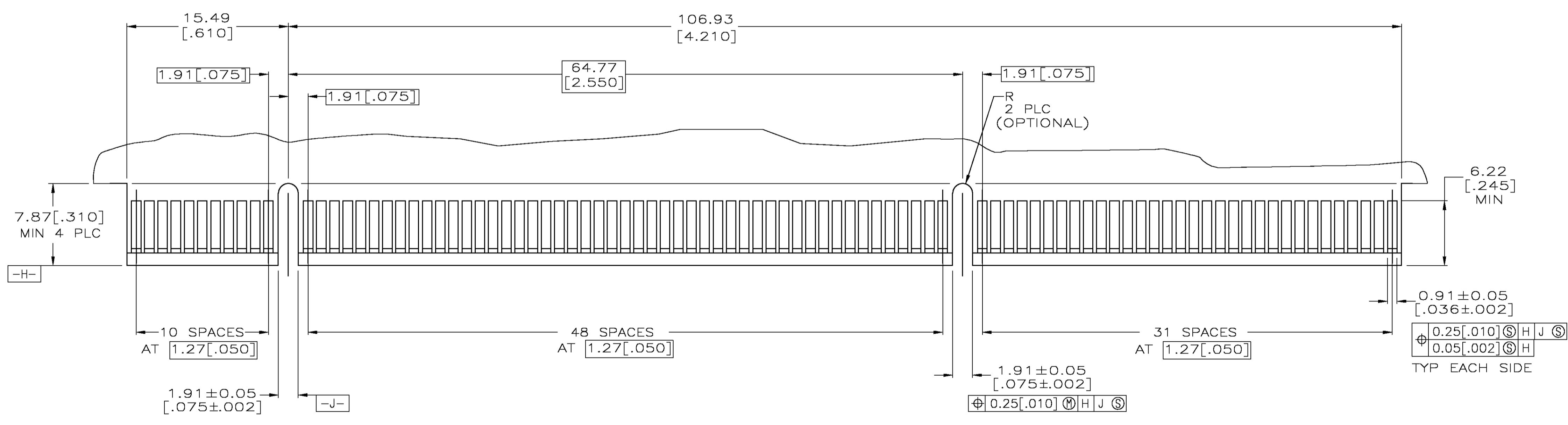
SECTION L-L
SCALE 8:1

5145246-1 AS SHOWN

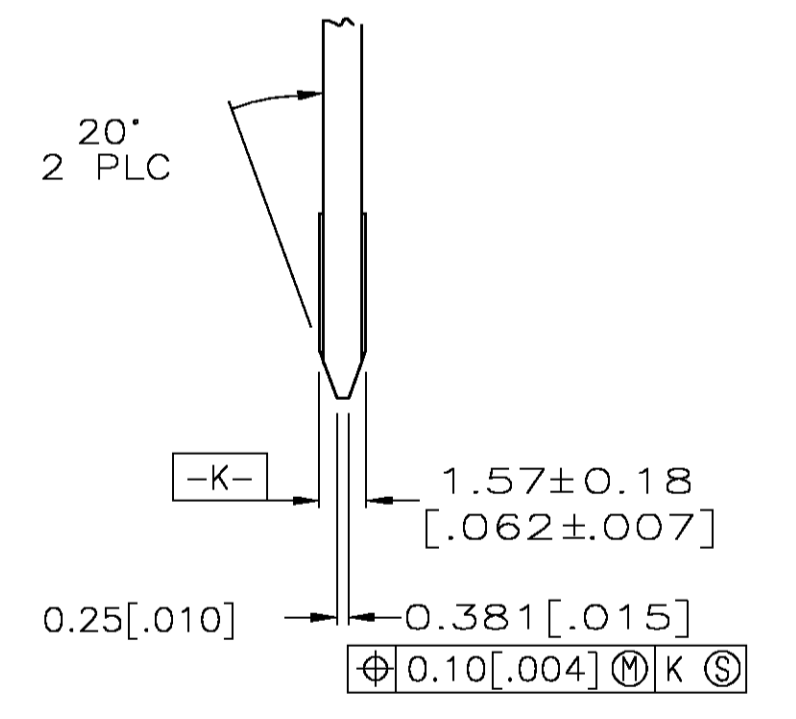
THIS DRAWING IS A CONTROLLED DOCUMENT.		DWN AL FRANTUM 19 APR 05	 Tyco Electronics Corporation Harrisburg, Pa 17105-3608
DIMENSIONS: mm		CHK AL FRANTUM 19 APR 05	
TOLERANCES UNLESS OTHERWISE SPECIFIED: 0 PLC ± - 1 PLC ± 0.3[.01] 2 PLC ± 0.13[.005] 3 PLC ± - 4 PLC ± - ANGLES ± -Z		APVD -	NAME CONNECTOR ASSEMBLY, 92 DUAL POSITION, .050 SERIES, STANDARD EDGE SURFACE MOUNT
MATERIAL		FINISH	SIZE A1
CUSTOMER DRAWING		SCALE 4:1	CAGE CODE 00779
		SHEET 1 OF 2	DRAWING NO 5145246
		REV A	RESTRICTED TO



RECOMMENDED CONNECTOR MOUNTING HOLE PATTERN
 (CONNECTOR SIDE SHOWN)



RECOMMENDED MATING BOARD EDGE CONFIGURATION



THIS DRAWING IS A CONTROLLED DOCUMENT.		DWN AL FRANTUM 19 APR 05		Tyco Electronics Corporation Harrisburg, Pa 17105-3608	
DIMENSIONS: mm		CHK AL FRANTUM 19 APR 05		NAME	CONNECTOR ASSEMBLY, 92 DUAL POSITION, .050 SERIES, STANDARD EDGE SURFACE MOUNT
		TOLERANCES UNLESS OTHERWISE SPECIFIED:		PRODUCT SPEC	
		0 PLC ± .01		APPLICATION SPEC	
		1 PLC ± 0.3[.01]		SIZE	A1
		2 PLC ± 0.13[.005]		CAGE CODE	5145246
		3 PLC ± .01		DRAWING NO	5145246
		4 PLC ± .01		RESTRICTED TO	
		ANGLES ± .2°		WEIGHT	
MATERIAL SEE SHEET 1		FINISH SEE SHEET 1		CUSTOMER DRAWING	
				SCALE	4:1
				SHEET	2 OF 2
				REV	A