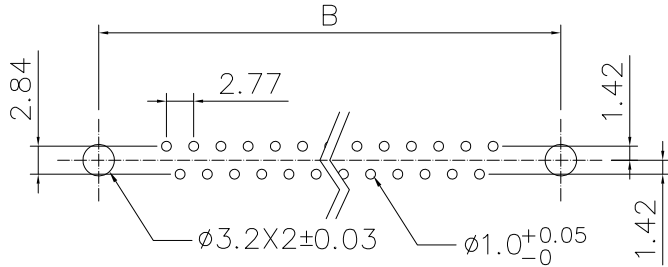
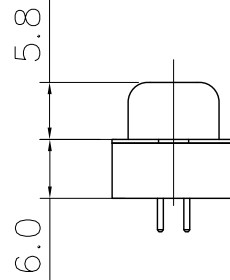
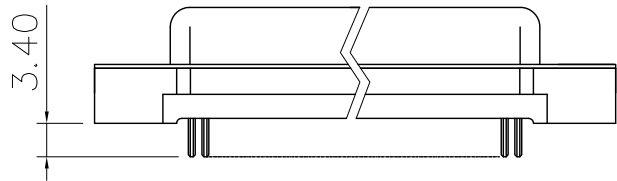
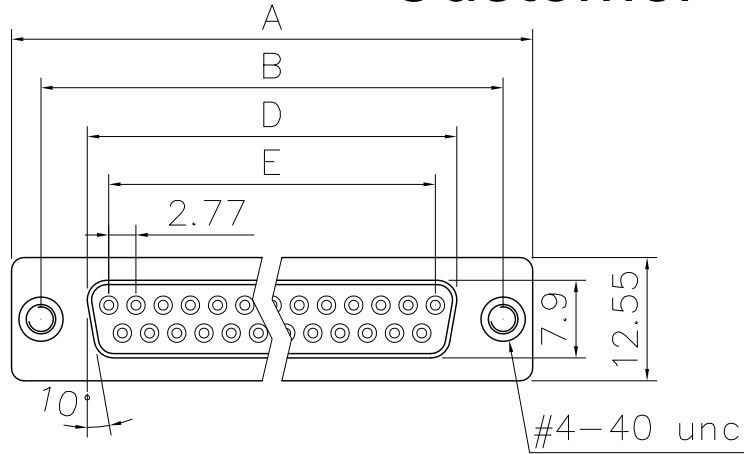


This document is the property of Amphenol Corporation and is delivered on the express condition that it is not to be disclosed, reproduced or used, in whole or in part, for manufacture or sale by anyone other than Amphenol Corporation without its prior consent, & that no right is granted to disclose or to use any information in this document.

# Customer drawing



Recommended PCB Layout  
Tolerance:  $\pm 0.05\text{mm}$

## Dimensions

Positions	A	B	D	E
9	30.81	24.99	16.33	11.08
15	39.20	33.30	24.70	19.39
25	53.05	47.04	38.40	33.24
37	69.40	63.50	54.80	49.86

REVISIONS				
SYM	ECN	DESCRIPTION	DATE	APPROVED
1	HK--	First Release Drawing	06/12/14	IP

## D-SUB TECHNICAL DATA

SHELL: Steel, 100u" Tin Over 50u" min nickel over 50u" min Copper  
 BODY: PBT UL 94V-0  
 CONTACTS: Copper alloy,  
 15u"Gold over 50u" min nickel on contact area.  
 100u" min tin over 50u" min nickel on solder area.

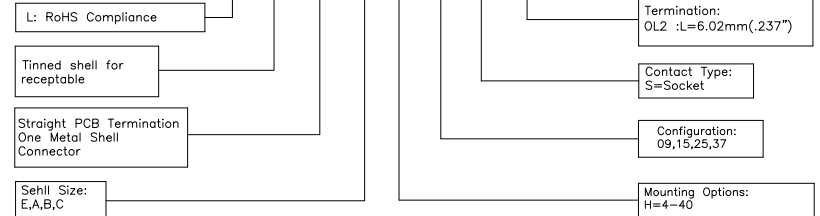
CLINCH NUT: Brass, 80u" min Nickel Plated

ELECTRICAL: Voltage rating 250 V Rms  
 Current Rating :3 AMP  
 Withstanding Voltage >1000 V Rms  
 Insulation resistance >1000 M Ohms  
 Contact resistance 20 mOhms max

MARKING: Amphenol-...(Series No.)  
 Commercial reference  
 Manufacturing date

## PRODUCT CODE

L 177 TS X H XX S OL2



UNLESS OTHERWISE SPECIFIED TOLERANCES		APPROVAL		DATE
U.S.	METRIC	DRAWN	Checked	DATE
.X +/-	0.50	Felix Liu		06/12/14
.XX +/-	0.30	Tony Tang		06/12/14
.XXX +/-	0.20	CHECKED		
FRACTIONS +/-	5'	DRAWING FILE :		
ANGLES +/-		ANGLE OF PROJECTION		
REMOVE SHARP EDGES		DIMENSIONS		
		U.S. INCHES		
		METRIC MM		

Amphenol		Amphenol East Asia Limited
TITLE		
D-SUB connector, TS series		
SIZE	DRAWING NO.	REV.
A4	L177TSXHXXSOL2	1
SCALE	NONE	SHEET 1 OF 1