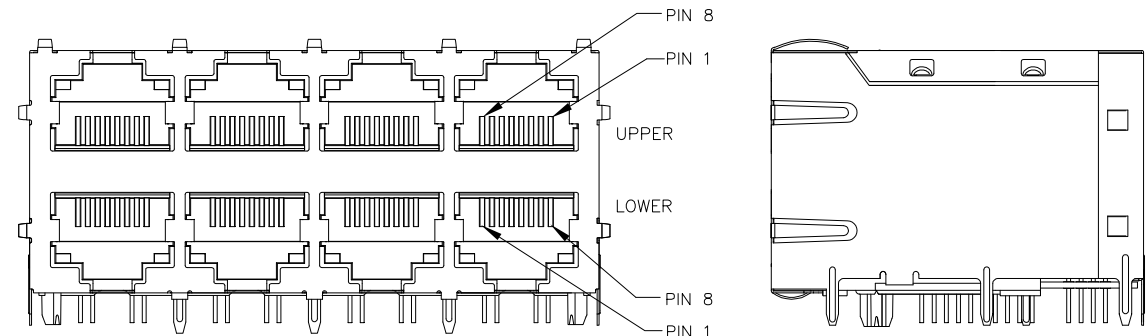





NOTES:

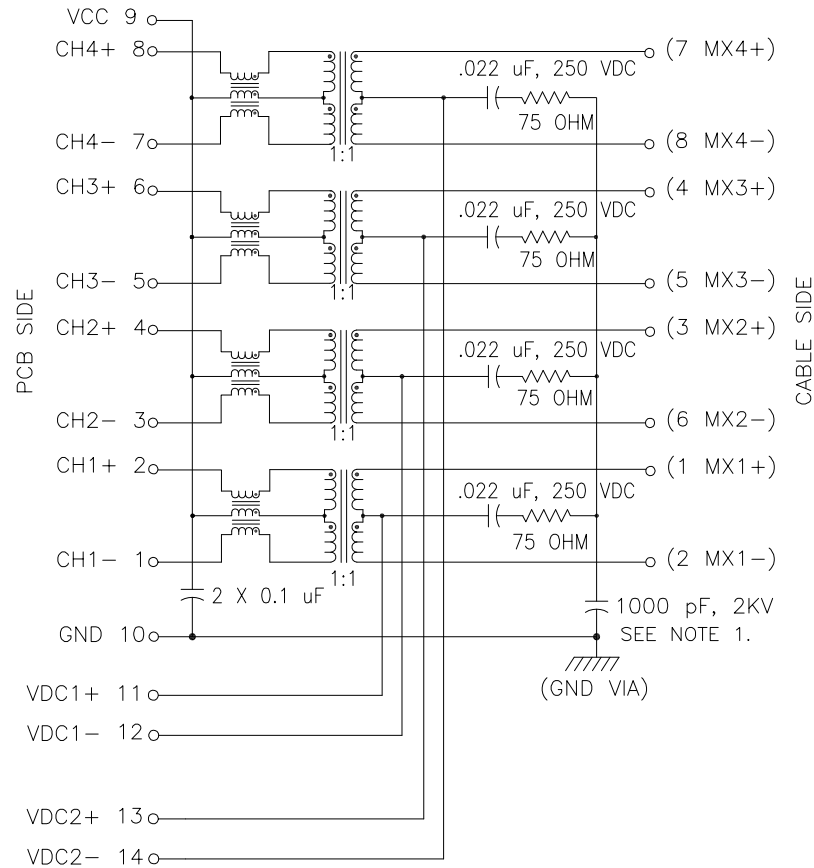
1. ROHS COMPLIANT
2. PLASTIC HOUSING: THERMOPLASTIC MATERIAL WITH FLAMMABILITY RATING UL 94V-0 OR BETTER.
3. CONTACTS PLATING: 50 μINCHES GOLD PLATING.
4. CONTACTS BASE MATERIAL: PHOSPHOR BRONZE
5. UNDER PLATING: 50 μINCHES NICKEL MIN
6. SOLDER TAIL PLATING : 200-500 μINCHES 100% TIN, MATTE FINISH.
7. METAL SHIELD: STAINLESS STEEL. (FRONT SHIELD)  
NICKEL PLATING ON COPPER ALLOY. (REAR SHIELD)
8. JACK CAVITY CONFORMS TO FCC PART 68 SUBPART.
9. PCB PLATING: HASL (TOP PCB), ENIG (BOTTOM PCB)
10. STORAGE TEMPERATURE: -20°C TO +125°C
11. COMPLIANCE TO J-STD:
  - A. J-STD-002: SOLDERABILITY AT 245°C DIP AND LOOK TEST
  - B. J-STD-020: LEVEL 1, NO MOISTURE SENSITIVE
  - C. J-STD-075: W2, 270°C MAXIMUM THROUGH WAVE SOLDER



FINAL OUTLINE

© Copyright, 2017. Pulse Electronics Corp. All rights reserved. Pulse confidential & proprietary. (07/21/17)

PRODUCT DESCRIPTION	TLA DRAWING	PS DRAWING	SHEET	PART NO.	DATASHEET REV.
CONN,RJ45,2X4,5GPP,1:1,TY	JOB-5401NL-P1	PS-2434.261	1 OF 4	JOB-5401NL	C



NOTE 1. HIGH-VOLTAGE CAPACITOR IS COMMON FOR UPPER AND LOWER PORTS.

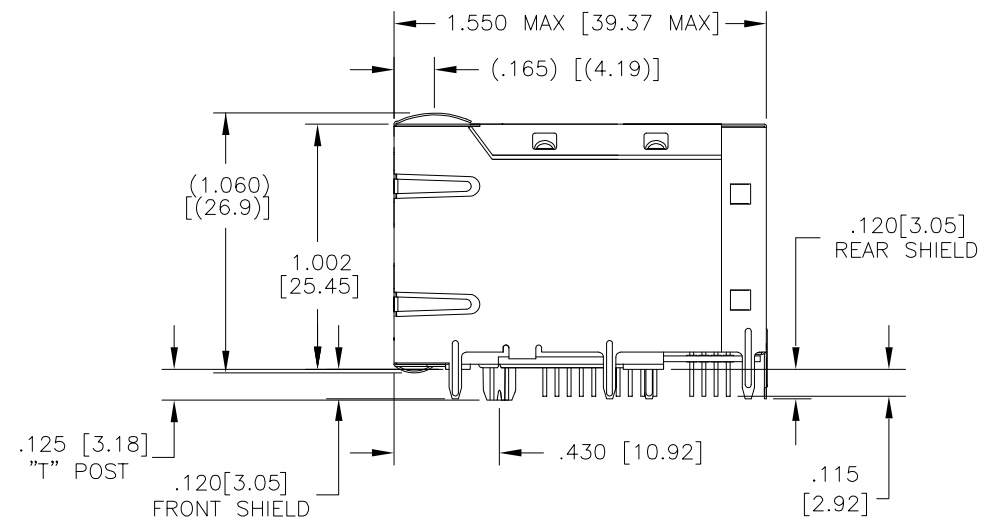
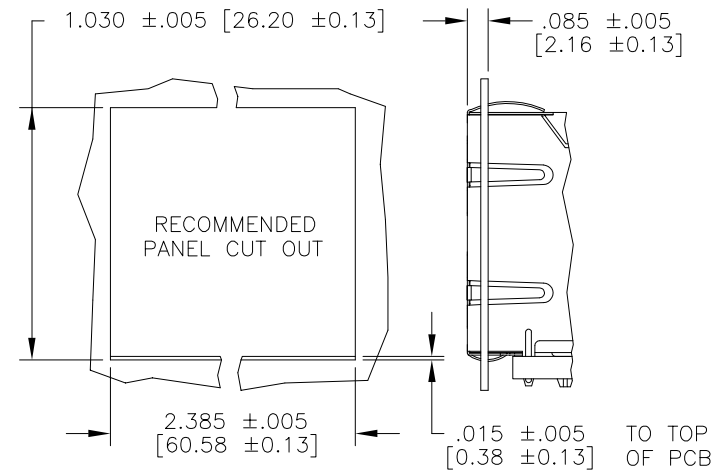
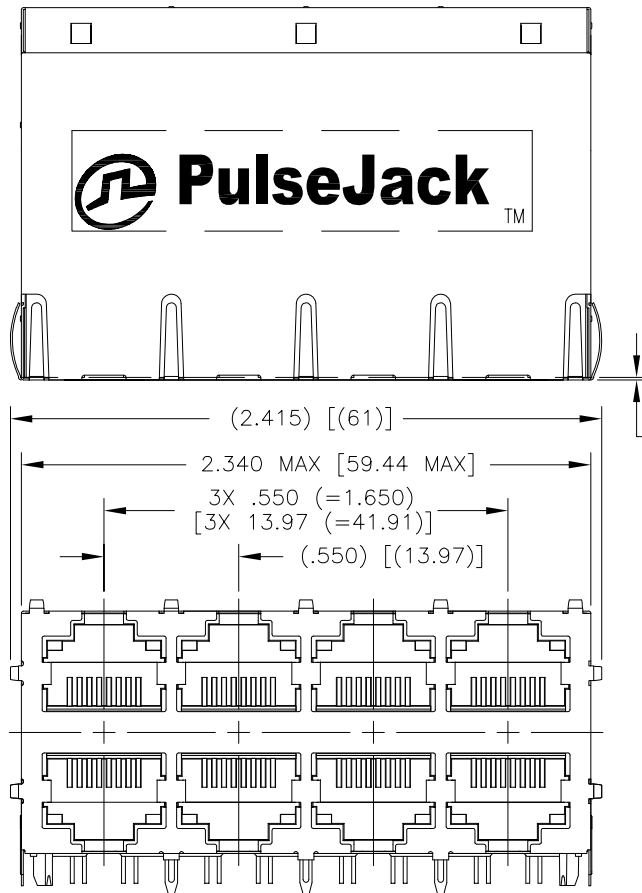
ELECTRICAL CHARACTERISTICS AT +25°C UNLESS OTHER SPECIFIED  
MEETS IEEE 802.3 SPECIFICATION

PARAMETER	SPECIFICATIONS		
OPERATING TEMPERATURE	0°C TO +70°C		
TURNS RATIO	1.00 ± 2%		
POLARITY	PER SCHEMATIC		
INSERTION LOSS (SDD21&SDD12)	1-50 MHz	50-125 MHz	125-250 MHz
	-0.5 dB MAX	-1.0 dB MAX	-1.5 dB MAX
PHY-SIDE RETURN LOSS (SDD11 - Zref = 100 OHMS ± 1%)	1 MHz-40 MHz	40 MHz-250 MHz	
	-20 dB MIN	-20+12.5*LOG <sub>10</sub> (f/40) dB MIN	
LINE-SIDE RETURN LOSS (SDD22 - Zref = 100 OHMS ± 1%)	1 MHz-40 MHz	40 MHz-250 MHz	
	-20 dB MIN	-20+12.5*LOG <sub>10</sub> (f/40) dB MIN	
INDUCTANCE (OCL)	180 uH MIN WITH 0 mA DC BIAS		
	150 uH MIN WITH 10.8 mA DC BIAS		
CROSSTALK, ADJACENT CHANNELS (SDD21 - ADJ.)	1-150 MHz	150-250 MHz	
	-30 dB MIN	-20 dB MIN	
COMMON MODE REJECTION RATIO (SCC21)	30 MHz-400 MHz		
	-30 dB MIN		
COMM. TO DIFF. REJECTION RATIO (SDC12)	10 MHz-250 MHz		
	-45+f/35 dB MIN		
DC CURRENT VOLTAGE RATING - PSE PINS	720mA MAX @ 57V (CONTINUOUS)		
PoE RATING	72 Watt		
INPUT - OUTPUT ISOLATION	2250 VDC FOR 60 SECONDS		

NOTE: f IS FREQUENCY IN MHZ.

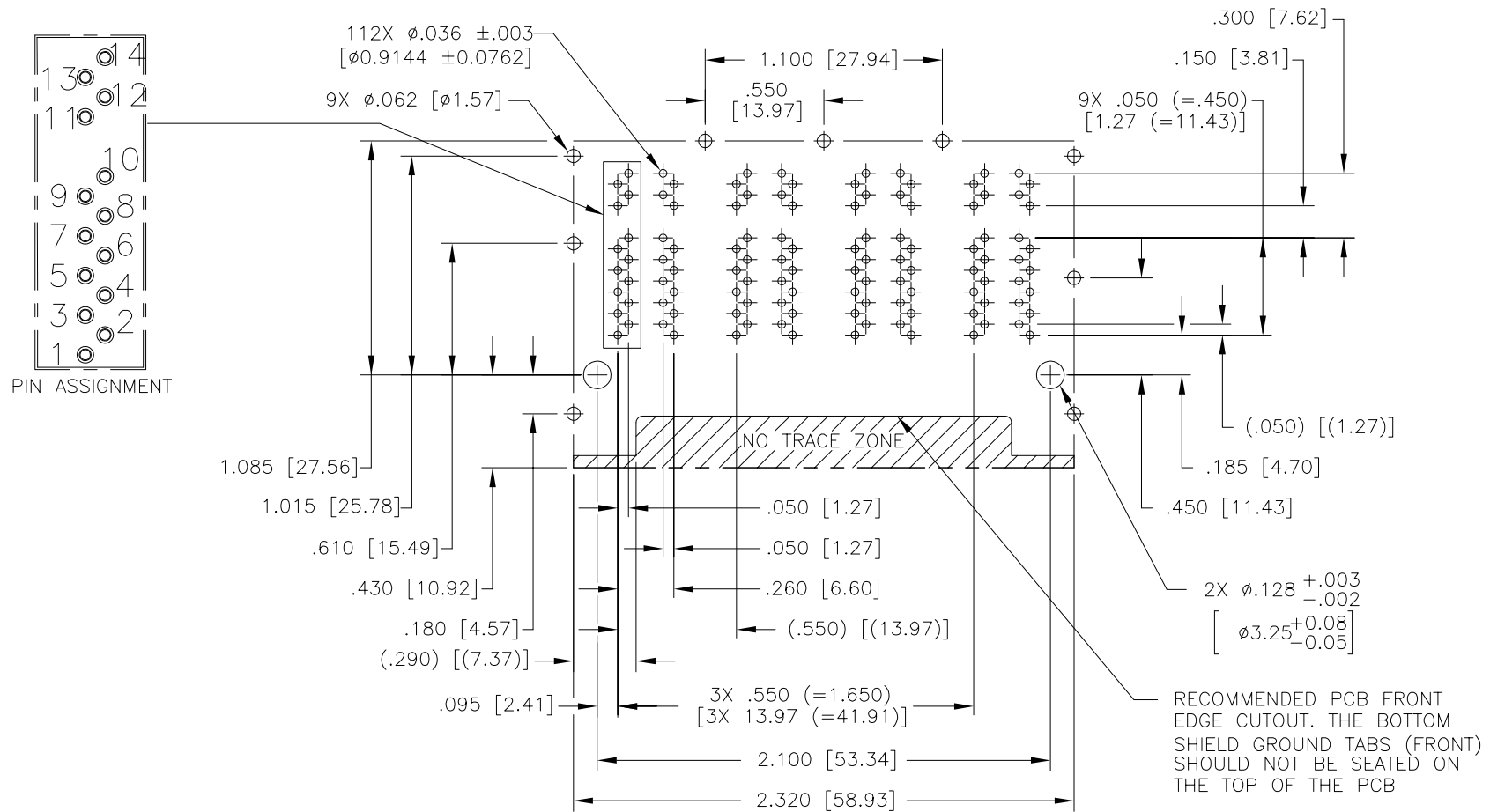
© Copyright, 2017. Pulse Electronics Corp. All rights reserved. Pulse confidential & proprietary. (07/21/17)

PRODUCT DESCRIPTION	TLA DRAWING	PS DRAWING	SHEET	PART NO.	DATASHEET REV.
CONN,RJ45,2X4,5GPP,1:1,TY	JOB-5401NL-P1	PS-2434.261	2 OF 4	JOB-5401NL	C



© Copyright, 2017. Pulse Electronics Corp. All rights reserved. Pulse confidential & proprietary. (07/21/17)

PRODUCT DESCRIPTION	TLA DRAWING	PS DRAWING	SHEET	PART NO.	DATASHEET REV.
CONN,RJ45,2X4,5GPP,1:1,TY	JOB-5401NL-P1	PS-2434.261	3 OF 4	JOB-5401NL	C



SUGGESTED PC BOARD LAYOUT VIEWED FROM COMPONENT SIDE  
UNLESS OTHERWISE SPECIFIED DIMENSIONAL TOLERANCE IS ±.002

DIMENSIONS ARE IN INCHES [MILLIMETERS] WITH THE FOLLOWING  
TOLERANCES: [MILLIMETERS] ARE FOR REFERENCE ONLY.

.XX= ±.02 [±0.5]  
.XXX= ±.010 [±0.25]

© Copyright, 2017. Pulse Electronics Corp. All rights reserved. Pulse confidential & proprietary. (07/21/17)

PRODUCT DESCRIPTION	TLA DRAWING	PS DRAWING	SHEET	PART NO.	DATASHEET REV.
CONN,RJ45,2X4,5GPP,1:1,TY	JOB-5401NL-P1	PS-2434.261	4 OF 4	JOB-5401NL	C