

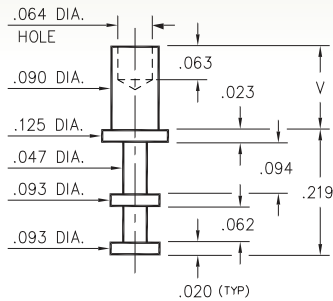
MALE PCB PINS

SOLDER TERMINAL TURRETS

2501

2501-X-00-XX-00-00-07-0

Swage mount in .094 hole

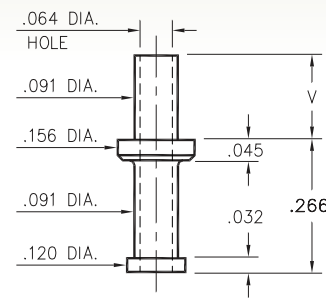


Basic Part Number	Board Thickness	Length V
2501-1	.031	.078
2501-2	.062	.109
2501-3	.094	.140
2501-4	.125	.171

2703

2703-X-00-XX-00-00-07-0

Swage mount in .094 hole

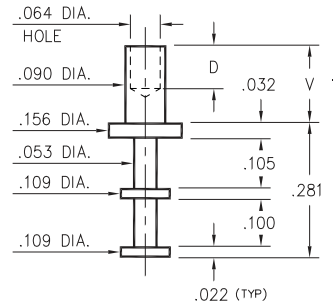


Basic Part Number	Board Thickness	Length V
2703-1	.031	.077
2703-2	.062	.107
2703-3	.094	.137
2703-4	.125	.167

2702

2702-X-00-XX-00-00-07-0

Swage mount in .094 hole

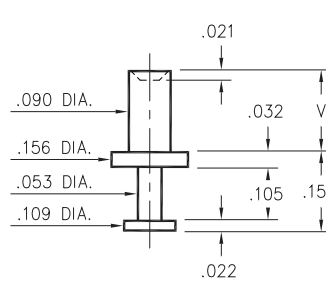


Basic Part Number	Board Thickness	Length V	Depth D
2702-1	.031	.075	.063
2702-2	.062	.105	.093
2702-3	.094	.135	.093
2702-4	.125	.165	.093

2710

2710-X-00-XX-00-00-07-0

Swage mount in .094 hole

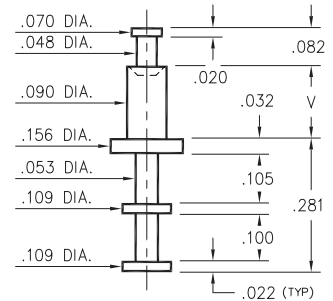


Basic Part Number	Board Thickness	Length V
2710-1	.031	.062
2710-2	.062	.094
2710-3	.094	.125
2710-4	.125	.156

2717

2717-X-00-XX-00-00-07-0

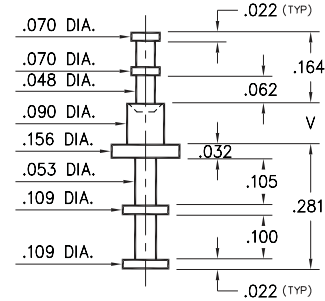
Swage mount in .094 hole



2713

2713-X-00-XX-00-00-07-0

Swage mount in .094 hole



Basic Part Number	Board Thickness	Length V
271X-1	.031	.062
271X-2	.062	.094
271X-3	.094	.125
271X-4	.125	.156

SPECIFICATIONS:

Pin Material: Brass Alloy 360, 1/2 Hard
(Swage pins are annealed)

Dimensions: Inches

Tolerances On: Lengths: ±.005
Diameters: ±.002
Angles: ± 2°



ORDER CODE: XXXX - X - 00 - XX - 00 - 00 - 07 - 0

BASIC PART #

SPECIFY PIN FINISH:

- 01 200 μ" TIN/LEAD OVER NICKEL
- ◆ 80 200 μ" TIN OVER NICKEL (RoHS)
- ◆ 44 300 μ" SILVER OVER COPPER (RoHS)
- 50 300 μ" ELECTRO-SOLDER (60/40 SnPb)

