

NOTES:

1. MATERIALS:

- SMA STR BHD JACK
- BODY - BRASS, GOLD PLATING (5 MICROINCHES MIN.)
- LOCKWASHER, HEX NUT, FERRULE & SLEEVE - BRASS, NICKEL PLATING
- BULLET CONTACT - BRASS, GOLD PLATING (30 MICROINCHES MIN.)
- CONTACT - BeCu, GOLD PLATING (30 MICROINCHES MIN.)
- INSULATOR - PTFE, UL V-0
- O-RING - FLUORO SILICONE RUBBER, BLACK

CABLE - 1.13MM CABLE TO AMC4 PLUG

2. ELECTRICAL

A. IMPEDANCE: 50 OHM

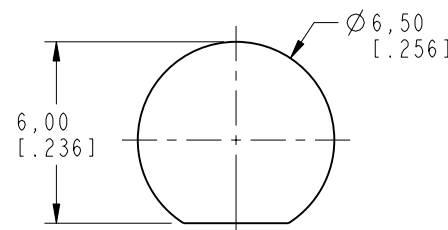
3. PACKAGING

- A. QUANTITY: SINGLE PACK
- B. MARKING : BAG TO BE MARKED
"AMPHENOL RF, 95-902-488-XXX AND DATE CODE"
- C. ASSEMBLE O'RING, LOCK WASHER AND HEX NUT ONTO SMA JACK.

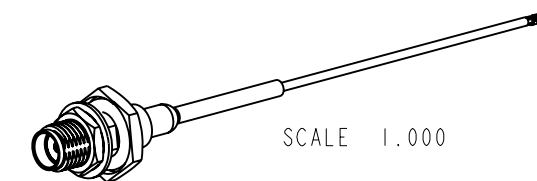
THIRD ANGLE PROJ.

REVISIONS

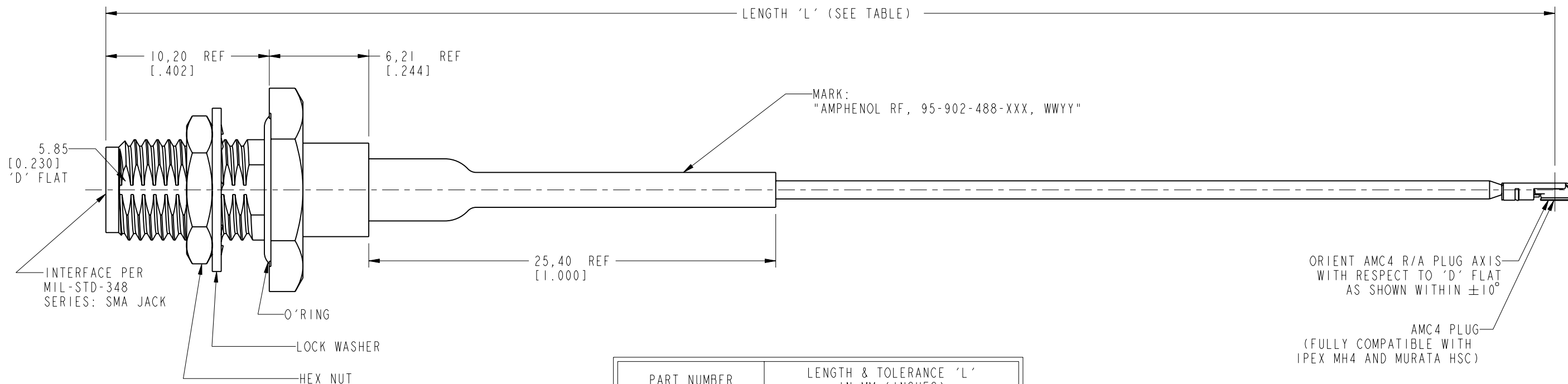
REV	DESCRIPTION	DATE	ECN	APPR
A	RELEASE TO MFG.	13-Apr-18	7622	BMG
B	AMC4 WAS USS, ADD AMC4 ORIENTATION NOTE TO COD	05-Jun-18	8268	NB



RECOMMENDED MOUNTING HOLE DIMENSIONS



SCALE 1.000



PART NUMBER	LENGTH & TOLERANCE 'L' IN MM (INCHES)
95-902-488-050	50.00 ± 3.81 [1.969 ± .150]
95-902-488-100	100.00 ± 3.81 [3.937 ± .150]
95-902-488-150	150.00 ± 3.81 [5.906 ± .150]
95-902-488-200	200.00 ± 5.08 [7.874 ± .200]
95-902-488-250	250.00 ± 5.08 [9.843 ± .200]
95-902-488-300	300.00 ± 5.08 [11.811 ± .200]

DESIGN REQUIREMENTS:

- FREQUENCY: DC - 6 GHz
- CONTINUITY
- VSWR: _____ MAX
- HI-POT: 200 VRMS
- INS. LOSS: _____ dB MAX
- OTHERS:

CUSTOMER OUTLINE DRAWING

ALL OTHER SHEETS ARE FOR INTERNAL USE ONLY

UNLESS OTHERWISE SPECIFIED, DIMENSIONS ARE IN METRIC AND TOLERANCES ARE:
 <0.5mm ± 0.05mm 0.5 - 6mm ± 0.1mm 6 - 30mm ± 0.2mm 30 - 120mm ± 0.3mm ANGLES ± 1°

NOTICE - These drawings, specifications, or other data (1) are, and remain the property of Amphenol corp. (2) must be returned upon request; and (3) are confidential and not to be disclosed to any person other than those to whom they are given by Amphenol Corp. the furnishing of these drawings, specifications, or other data by Amphenol Corp., or to any other person to anyone for any purpose is not to be regarded by implication or otherwise in any manner licensing, granting rights to permitting such holder or any other person to manufacture, use or sell any product, process or design, patented or otherwise, that may in any way be related to or disclosed by said drawings, specifications, or other data.

MATERIAL
SEE NOTES

REFERENCE
EAR# 8210

REF:
CONFIGURATION LEVEL: In Work

FINISH

DRAWN
VIJI K

ENGINEER
VIJI K

APPROVED

CAD FILE

DATE
21-Mar-18

DATE
21-Mar-18

DATE

TITLE
SMA STR BHD JACK TO AMC4 PLUG USING 1.3 MM CABLE, VARIOUS LENGTHS

SCALE: 3.8:1.0 SHEET 2 OF 2

DWG SIZE
B

REV
B

Amphenol RF
www.amphenolrf.com

DRAWING NO. 95-902-488-XXX

ITEM NO. 95-902-488-XXX

PART NO. 95-902-488-XXX