

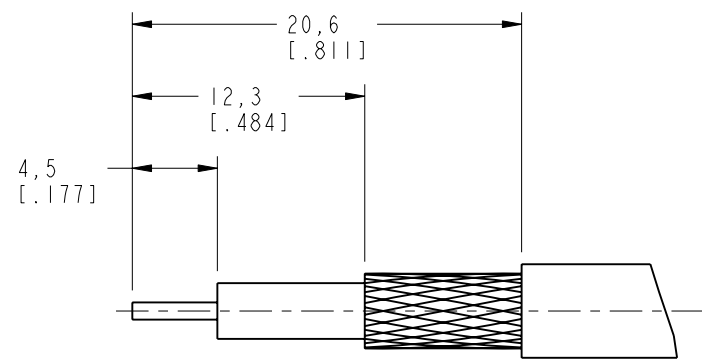
NOTES:

- MATERIALS AND FINISHES:
 FERRULE - COPPER, WHITE BRONZE PLATING
 HEX NUT - BRASS, WHITE BRONZE PLATING
 LOCK WASHER - BRASS, WHITE BRONZE PLATING
 BODY - BRASS, WHITE BRONZE PLATING
 CONTACT - PHOSPHOR BRONZE, GOLD PLATING
 GASKET - SILICONE RUBBER, RED
 INSULATOR - PTFE, NATURAL
- ELECTRICAL:
 A. IMPEDANCE: 50 OHMS
 B. FREQUENCY RANGE: DC - 11 GHz
 C. DIELECTRIC WITHSTANDING VOLTAGE: 2500 VRMS, MIN.
- MECHANICAL:
 A. DURABILITY: 500 CYCLES MIN.
 B. TEMPERATURE RANGE: -65°C TO +165°C
- CRIMPED FERRULE HEX CRIMP SIZE .213"
- CRIMPED CONTACT PIN HEX CRIMP SIZE .100" OR SOLDER.
- MAX. PANEL THICKNESS = 6.5 [.256]

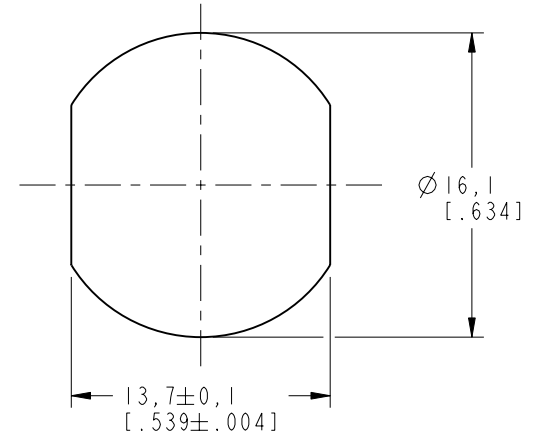
THIRD ANGLE PROJ.

REVISIONS

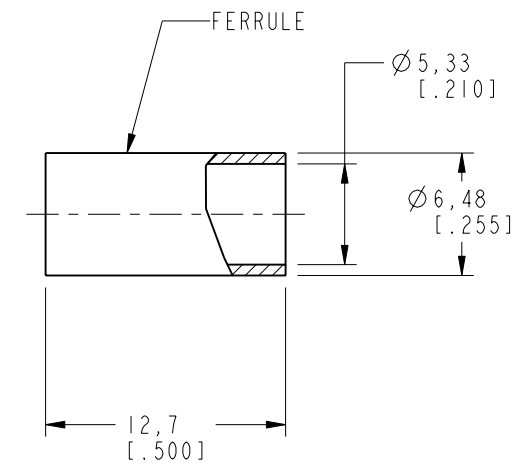
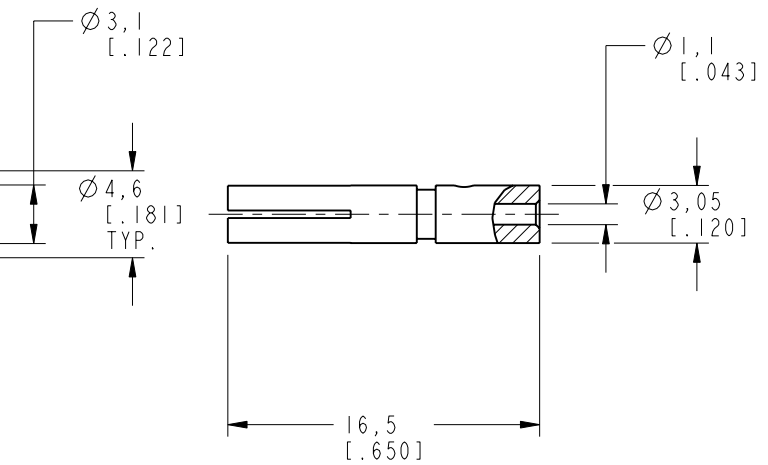
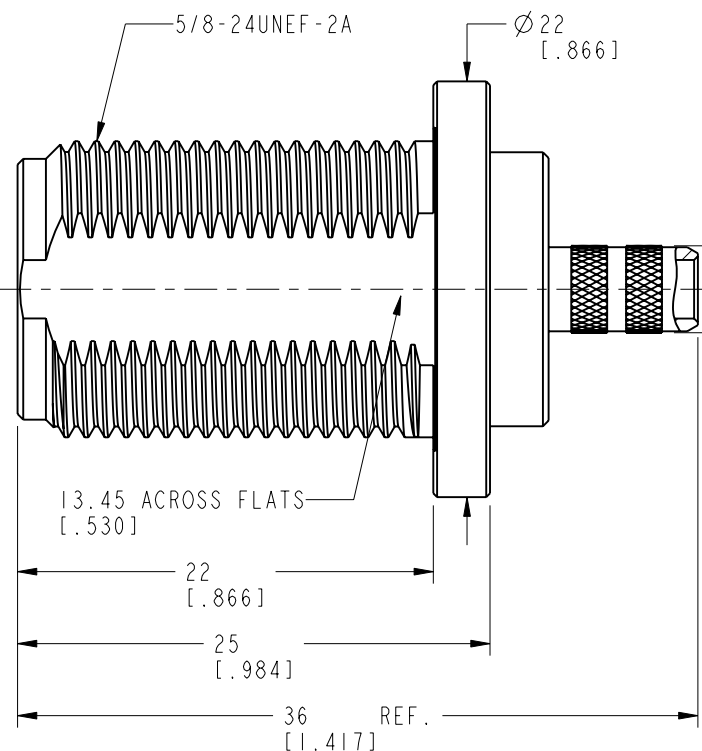
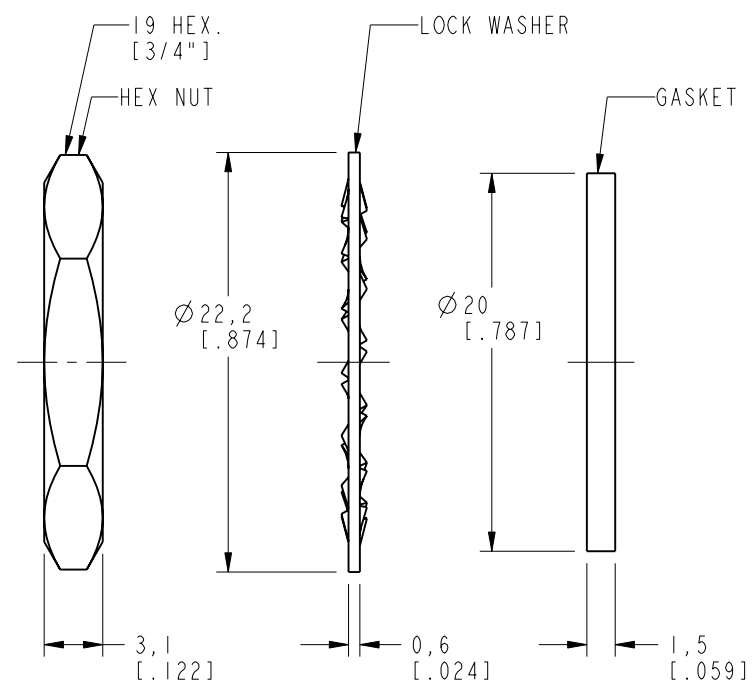
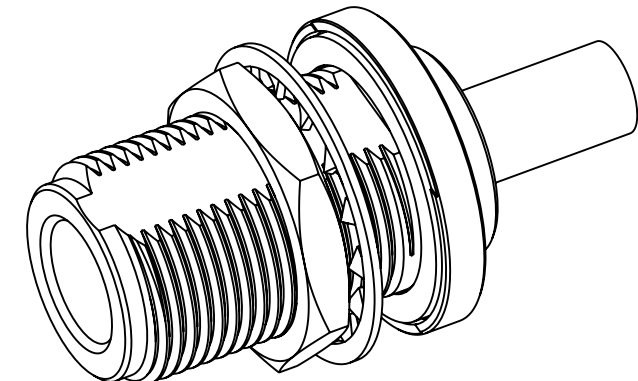
REV	DESCRIPTION	DATE	ECN	APPR
A	UPDATE DRAWING FORMAT	13-Nov-03	-----	GRS
B	UPDATE PART DESCRIPTION	24-Jan-05	-----	GRS
C	MODIFY CABLE DESCRIPTION RG-58	07-Jul-05	-----	GRS
D	"N6421A1-AT5GP-58CU-50" WAS DRAWING NO.	16-Aug-19	12602	MZ



RECOMMENDED
CABLE STRIPPING DIM'S



RECOMMENDED
MOUNTING HOLE



CUSTOMER OUTLINE DRAWING
ALL OTHER SHEETS ARE FOR INTERNAL USE ONLY

UNLESS OTHERWISE SPECIFIED, DIMENSIONS ARE IN METRIC AND TOLERANCES ARE:
 <0.5mm ±0.05mm 0.5 - 6mm ±0.1mm 6 - 30mm ±0.2mm 30 - 120mm ±0.3mm ANGLES ±1°

NOTICE - These drawings, specifications, or other data (1) are, and remain the property of Amphenol corp. (2) must be returned upon request; and (3) are confidential and not to be disclosed to any person other than those to whom they are given by Amphenol Corp. the furnishing of these drawings, specifications, or other data by Amphenol Corp., or to any other person to anyone for any purpose is not to be regarded by implication or otherwise in any manner licensing, granting rights to permitting such holder or any other person to manufacture, use or sell any product, process or design, patented or otherwise, that may in any way be related to or disclosed by said drawings, specifications, or other data.

MATERIAL	SEE NOTES
REFERENCE	REF: SAME AS N6421A1-AT30GA-58CU-50 EXCEPT THE CONTACT PLATING
EAR#	
CONFIGURATION LEVEL:	In Work
FINISH	

DRAWN	M. ZHANG	DATE	16-Aug-19
ENGINEER	S. DUAN	DATE	16-Aug-19
APPROVED	S. HSIEH	DATE	16-Aug-19
CAD FILE			

TITLE	
N BULKHEAD CRIMP JACK (FOR RG-58C/U CABLE)	
SCALE: 2.5:1.0	SHEET 2 OF 2
DWG SIZE	REV
B	D

Amphenol RF	
www.amphenolrf.com	
DRAWING NO. N6421A1-AT5GP-58CU-50	
ITEM NO. 036421AAA57CP5F	
PART NO. 172106	