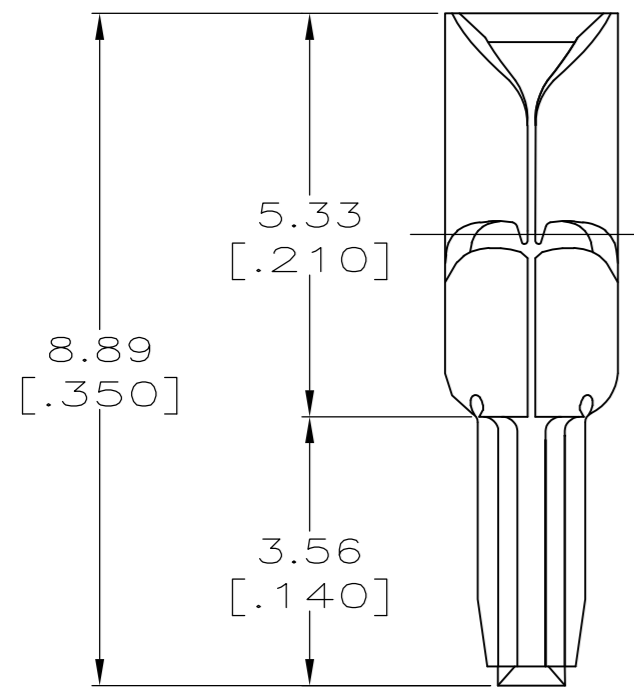
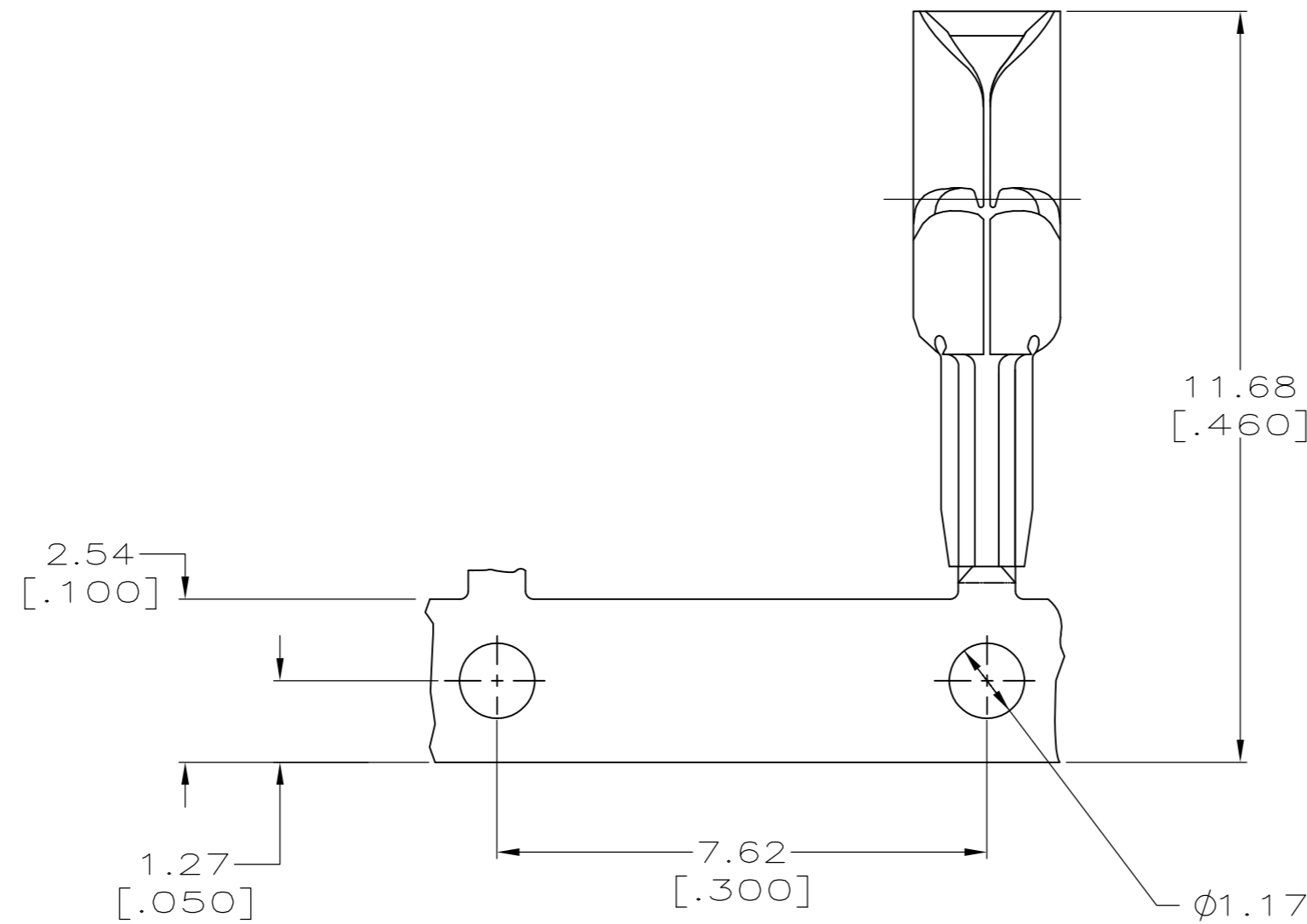


THIS DRAWING IS UNPUBLISHED. RELEASED FOR PUBLICATION  
 © COPYRIGHT BY TYCO ELECTRONICS CORPORATION. ALL RIGHTS RESERVED.

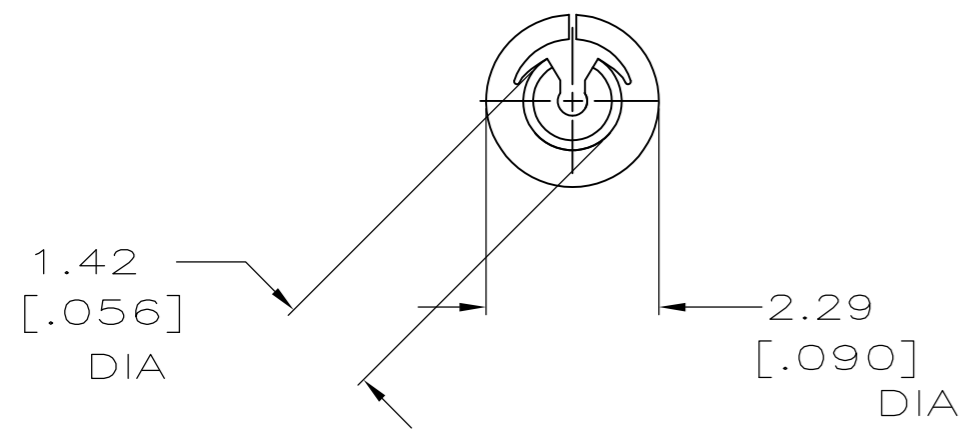
LOC	DIST	REVISIONS					
		P	LTR	DESCRIPTION	DATE	DWN	APVD
AF	50	B1		REV PER ECR 10-014137	12JUL10	JR	SM



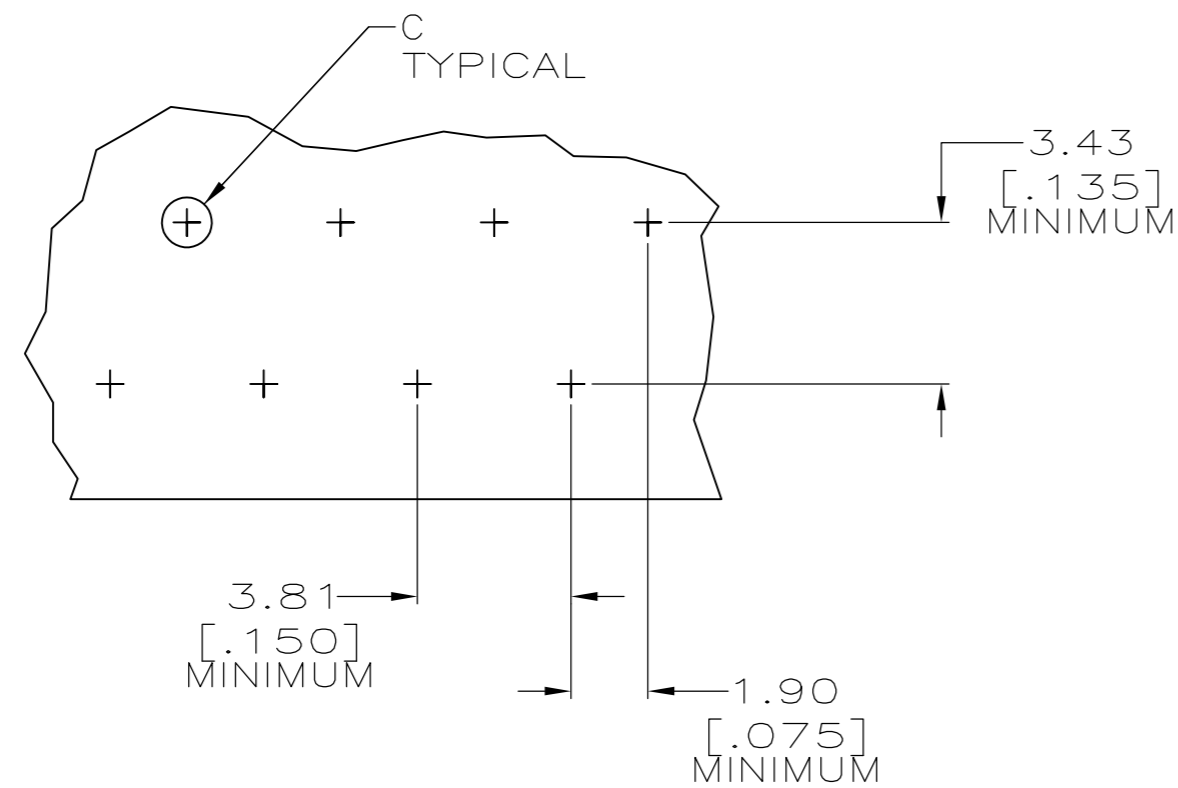
LOOSE PIECE



STRIP MOUNTED



1. ALL DIMENSIONS SHOWN ARE FOR REFERENCE ONLY.
2. FOR USE IN PRINTED CIRCUIT BOARDS 3/64, 1/16 AND 3/32 THICK.
3. WIRE RANGE: 22-28 AWG (SOLID) OR (STRANDED) WIRE. MAXIMUM OUTSIDE DIAMETER 1.34[.053].
4. FURNISHED AS LOOSE PIECE OR STRIP MOUNTED BY SMALL END OF BARREL.
5. TERMINAL SHALL ACCOMMODATE ONE OR TWO WIRES OF THE SAME TYPE AND WITHIN +/- ONE WIRE GAUGE SIZE.
6. STRIPE OF NICKEL SOLDER RESIST INSIDE OF TERMINAL PREVENTS SOLDER WICKING.
7. SELECTIVELY PREPLATED 0.00508 [.000200] MIN MATTE TIN OVER 0.00127 [.000050] MIN MATTE NICKEL.



SUGGESTED PRINTED CIRCUIT BOARD MOUNTING DIMENSIONS  
SCALE 8:1

DIMENSION C		DESCRIPTION	PART NUMBER
PUNCHED HOLE	DRILLED HOLE		
1.22-1.32 [.048-.052]	1.27-1.37 [.050-.054]	STRIP MOUNTED	1742254-2
		LOOSE PIECE	1742254-1

THIS DRAWING IS A CONTROLLED DOCUMENT.		DWN JR RUTH 12JUL05	Tyco Electronics Corporation Harrisburg, Pa 17105-3608	
DIMENSIONS: mm		CHK E HOWARD 12JUL05	NAME E HOWARD	
TOLERANCES UNLESS OTHERWISE SPECIFIED:		APVD E HOWARD 12JUL05	PRODUCT SPEC	
0 PLC	± -	APPLICATION SPEC		
1 PLC	± -	WEIGHT		
2 PLC	± -	SCALE 10:1		
3 PLC	± -	SHEET 1 OF 1		
4 PLC	± -	REV B1		
ANGLES	± -	CUSTOMER DRAWING		
FINISH	- 7	DRAWING NO A2 00779 C=1742254		
MATERIAL PHOS BRONZE		RESTRICTED TO		