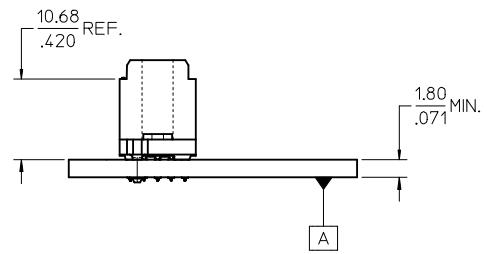
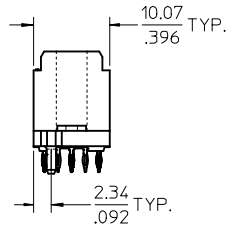
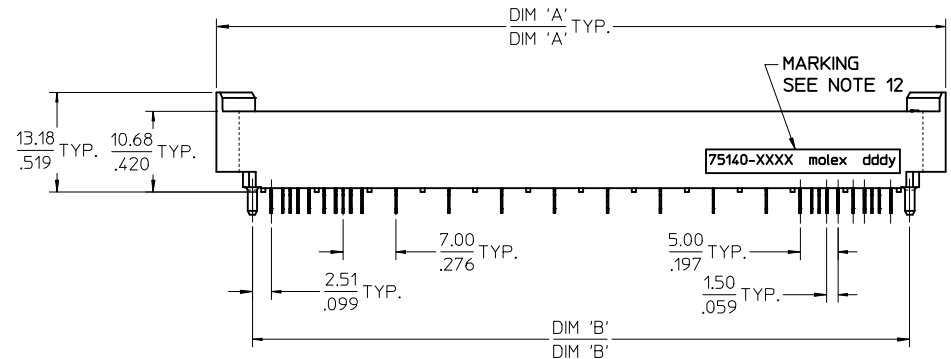


SEE NOTE 9



NOTES:

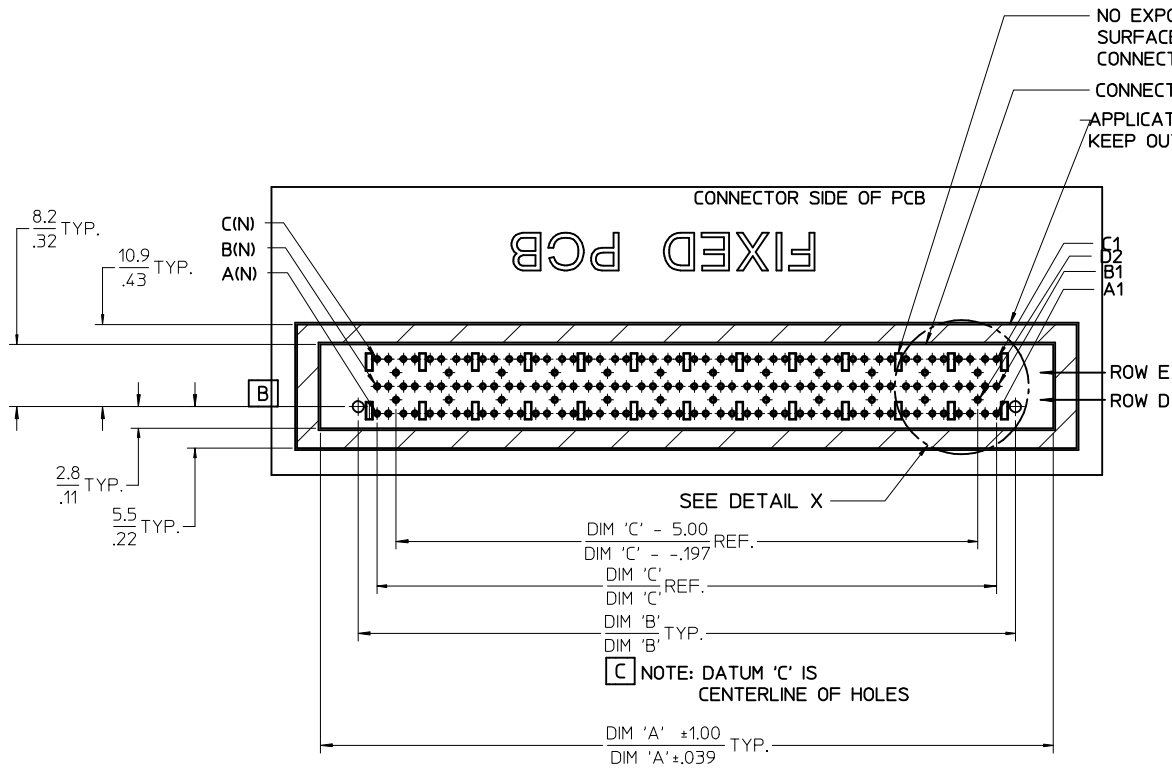
- 1) MATERIALS:
HOUSING - LIQUID CRYSTAL POLYMER, UL94 V-0
WAFER DIELECTRIC - LIQUID CRYSTAL POLYMER, UL94 V-0
CONTACT - COPPER ALLOY
- 2) FINISHES:
CONTACT
0.76 MICROMETER MINIMUM SELECT GOLD OVER
NICKEL OVERALL
CONTACT
0.76 MICROMETER MINIMUM SELECT TIN-LEAD OVER
NICKEL OVERALL
HOUSING
0.10 MICROMETER MAXIMUM IMMERSION GOLD OVER
NICKEL OVER COPPER OVERALL
- 3) PRODUCT SPECIFICATION
THIS PART CONFORMS TO MOLEX SPECIFICATION PS-75018-001
- 4) PACKAGING SPECIFICATION
THIS PART TO BE PACKAGED PER SPECIFICATION PK-75020-010
- 5) APPLICATION SPECIFICATION
THIS PART TO BE APPLIED PER SPECIFICATION AS-75018-001
APPLICATION TOOL AND INSTRUCTIONS PER AS-75018-001
- 6) MATING INFORMATION
THIS PART MATES WITH 75019-XXXX.
WILL MATE WITH MAXIMUM 1.27mm MISALIGNMENT.
WILL MATE WITH MAXIMUM 0.5° ROTATION MISALIGNMENT.
- 7) FOR CIRCUIT DESIGNATION SEE SHEET 3
- 8) FOR PCB INFORMATION SEE SHEET 3
- 9) CIRCUITS IN THIS ZONE HAVE BEEN OMITTED TO SIMPLIFY THE MODEL. ACTUAL PRODUCT IS FULLY LOADED WITH TERMINALS.
- 10) APPLICATION TOOLING KEEP OUT AREA.
NO COMPONENTS ALLOWED IN THIS AREA.
- 11) CONFORMS TO MOLEX COSMETIC SPECIFICATION PS-45499-002 AND PS-45499-003 CLASS C.
- 12) MARKING: PART NUMBER, MOLEX LOGO, DATE CODE (dddy)
- 13) RECOMMENDED DRILL SIZE 0.66±0.03 TO YIELD FINISHED PLATED THROUGH HOLE 0.55±0.05

ADD 75140-0017 EC NO: UCP2009-2445 DRWN: SDANNELL 2009/05/12 CHKD: MSIBARRA 2009/05/12 APPR: SMILLER 2009/05/13	QUALITY SYMBOLS	GENERAL TOLERANCES (UNLESS SPECIFIED)		SCALE 2:1	DESIGN UNITS METRIC	THIRD ANGLE PROJECTION	REVISE ON CAD ONLY	
	DESCRIPTION DRAFT WHERE APPLICABLE MUST REMAIN WITHIN DIMENSIONS	▽ - 0 ∇ - 0	mm	INCH	DIMENSION STYLE MM/IN		TITLE	
		4 PLACES ± --- ± --- 3 PLACES ± --- ± .005 2 PLACES ± 0.13 ± .01 1 PLACE ± 0.25 ± --- ANGULAR ± 1/2°			DRAWN BY LANG	DATE 03-OCT-29	HIGH SPEED DOCKING VERTICAL FIXED CONNECTOR NO GROUND FINGER	
					CHECKED BY LANG	DATE 03-OCT-29	MOLEX INCORPORATED	
REV				APPROVED BY BANAKIS	DATE 03-OCT-29	MATERIAL NO. SEE SHEET 2	DOCUMENT NO. SD-75140-002	
				THIS DRAWING CONTAINS INFORMATION THAT IS PROPRIETARY TO MOLEX INCORPORATED AND SHOULD NOT BE USED WITHOUT WRITTEN PERMISSION		SHEET NO. 1 OF 3		

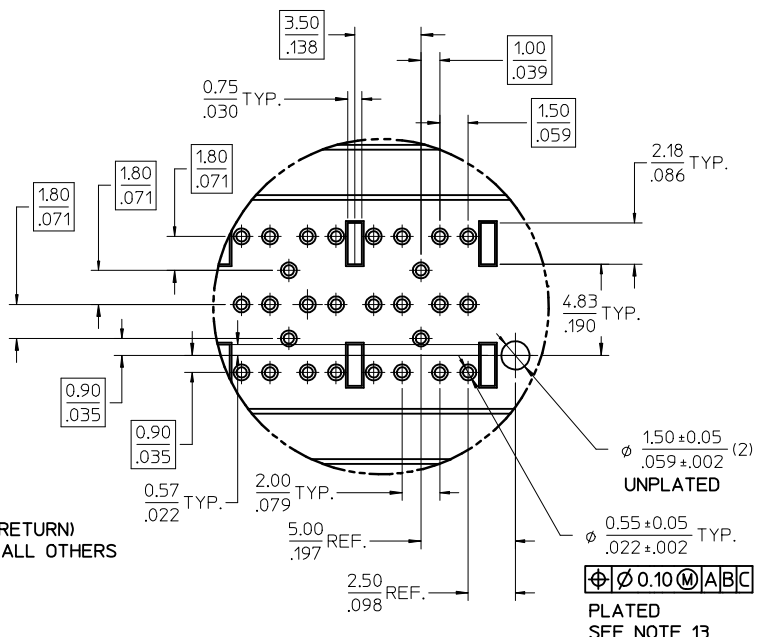
J
I
H
G
F
E
D
C
B
A

ITEM NUMBER	CIRCUIT SIZE	NO. OF COLUMNS 'N'	O/A LENGTH DIMENSION 'A' mm(in)	PEG TO PEG DIMENSION 'B' mm(in)	FIRST-LAST DIMENSION 'C' mm(in)
75140-0012	144	48	96.50 (3.799)	87.00 (3.425)	82.00 (3.228)
NOT TOOLED	132	44	89.50 (3.524)	80.00 (3.150)	75.00 (2.953)
NOT TOOLED	120	40	82.50 (3.248)	73.00 (2.874)	68.00 (2.677)
75140-0017	108	36	75.50 (2.972)	66.00 (2.598)	61.00 (2.402)
NOT TOOLED	96	32	68.50 (2.697)	59.00 (2.323)	54.00 (2.126)
NOT TOOLED	84	28	61.50 (2.421)	52.00 (2.047)	47.00 (1.850)
NOT TOOLED	72	24	54.50 (2.146)	45.00 (1.772)	40.00 (1.575)
NOT TOOLED	60	20	47.50 (1.870)	38.00 (1.496)	33.00 (1.299)
NOT TOOLED	48	16	40.50 (1.594)	31.00 (1.220)	26.00 (1.024)
NOT TOOLED	36	12	33.50 (1.319)	24.00 (0.945)	19.00 (0.748)

ADD 75140-0017 EC NO: UCP2009-2445 DRWN: SDANNELL 2009/05/12 CHKD: MSIBARRA 2009/05/12 APPR: SMILLER 2009/05/13	QUALITY SYMBOLS	GENERAL TOLERANCES (UNLESS SPECIFIED)		SCALE 1:1	DESIGN UNITS METRIC	THIRD ANGLE PROJECTION	REVISE ON CAD ONLY	
	▼ - 0 ∇ - 0	mm	INCH	DIMENSION STYLE MM/IN		TITLE HIGH SPEED DOCKING VERTICAL FIXED CONNECTOR NO GROUND FINGER		
		4 PLACES ± --- ± ---	3 PLACES ± --- ± .005	DRAWN BY	DATE	MOLEX INCORPORATED SEE CHART SD-75140-002		
		2 PLACES ± 0.13 ± .01	1 PLACE ± 0.25 ± ---	LANG	03-OCT-29			
ANGULAR ± 1/2°	DRAFT WHERE APPLICABLE		CHECKED BY	DATE	MATERIAL NO.	DOCUMENT NO.	SHEET NO.	
	MUST REMAIN WITHIN DIMENSIONS		LANG	03-OCT-29	SEE CHART	SD-75140-002	2 OF 3	
	THIS DRAWING CONTAINS INFORMATION THAT IS PROPRIETARY TO MOLEX INCORPORATED AND SHOULD NOT BE USED WITHOUT WRITTEN PERMISSION							



NO EXPOSED TRACES ON SURFACE OF PCB IN CONNECTOR STAND OFF LOCATIONS
 CONNECTOR KEEP OUT AREA
 APPLICATION TOOLING KEEP OUT AREAS (NOTES 10 & 11)



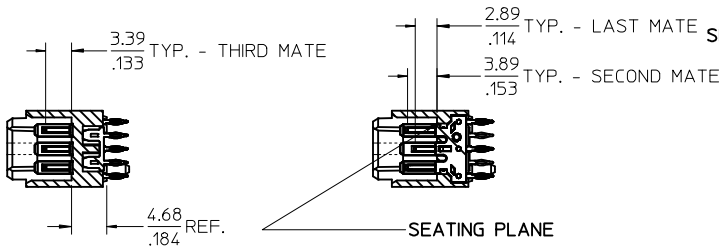
DETAIL X
 SCALE 5:1

NOMINAL WIPE - FULLY MATED
 FIRST MATE: 5.2mm
 SECOND MATE: 2.7mm
 THIRD MATE: 2.2mm
 LAST MATE: 1.7mm

CIRCUIT DESIGNATION
 FIRST MATE: HOUSING - SIGNAL GROUND
 SECOND MATE: A1, C1, A(N) & C(N) (FOR POWER RETURN)
 THIRD MATE: A2, B2, C2, A(N-1), B(N-1), C(N-1) & ALL OTHERS (A2, C2, A(N-1), & C(N-1) FOR POWER) (ALL OTHERS FOR SIGNAL)
 LAST MATE: B1 & B(N) (FOR CARD DETECT)

ALL COLUMNS FROM 3 THROUGH (N-2) ARE SUITABLE FOR DIFFERENTIAL PAIRS
 EG: A3-A4, B3-B4, C3-C4, A(N-2)-A(N-3), B(N-2)-B(N-3)

SIGNAL GROUND: ROWS D & E



SECTION Y-Y SECTION Z-Z

ADD 75140-0017 EC NO: UCP2009-2445 DRWN: SDANNELL 2009/05/12 CHKD: MSIBARRA 2009/05/12 APPR: SMILLER 2009/05/13	QUALITY SYMBOLS	GENERAL TOLERANCES (UNLESS SPECIFIED)		SCALE 2:1	DESIGN UNITS METRIC	THIRD ANGLE PROJECTION	REVISE ON CAD ONLY	
	▼ - 0 ∇ - 0	4 PLACES ± --- ± ---	mm	INCH	DIMENSION STYLE MM/IN		TITLE	
		3 PLACES ± --- ± .005			DRAWN BY LANG	DATE 03-OCT-29	HIGH SPEED DOCKING VERTICAL FIXED CONNECTOR NO GROUND FINGER	
		2 PLACES ± 0.13 ± .01	ANGULAR ±1/2°		CHECKED BY LANG	DATE 03-OCT-29	MOLEX INCORPORATED	
	1 PLACE ± 0.25 ± ---	DRAFT WHERE APPLICABLE		APPROVED BY BANAKIS	DATE 03-OCT-29	MATERIAL NO. SEE SHEET 2	DOCUMENT NO. SD-75140-002	
		MUST REMAIN WITHIN DIMENSIONS		THIS DRAWING CONTAINS INFORMATION THAT IS PROPRIETARY TO MOLEX INCORPORATED AND SHOULD NOT BE USED WITHOUT WRITTEN PERMISSION		SHEET NO. 3 OF 3		