

# FSB series(40,50,60A)

FSB -60 -324 -□

① ② ③ ④



- ① Model Name
- ② Rated Current
- ③ Line to ground capacitor code: See table 1.1.

table 1.1 Line to ground capacitor code

Code	Leakage Current *1 Upper row : Δ-connection Lower row : Y-connection	Line to ground capacitor CY1 (nominal value)	Line to ground capacitor CY2 (nominal value)
203	1.0mA/2.0mA max 0.1mA/0.2mA max	0.01 μF	0.01 μF
693	2.5mA/5.0mA max 0.35mA/0.7mA max	0.022 μF	0.047 μF
104	3.5mA/7.0mA max 0.5mA/1.0mA max	0.033 μF	0.068 μF
324	12mA/24mA max 1.5mA/3.0mA max	0.1 μF	0.22 μF
355	180mA/270mA max 25mA/50mA max	0.22 μF	3.3 μF

\* When the line to ground capacitor code is different, the attenuation characteristic is different.

\*1 Input 250/500V 60Hz (Only Δ-connection of "355" is 250/400V 60Hz)

- ④ Option
- H : Ultra high-attenuation type  
"355" is not applied.
- U : Improve differential mode attenuation  
(Rated voltage 250V)

## Features of FSB series

### EMI/EMC Filter for motor drive system (AC servo)

- Improve saturation resistance (There is such as performance improvement type "-324-HU")
- Book type (Space-saving type)

## Specifications

No.	Items	FSB-40-324	FSB-50-324	FSB-60-324
1	Rated Voltage[V]	AC Three Phase 500 (voltage range:528 max) 50/60Hz *2 *3		
2	Rated Current[A]	40	50	60
3	Test Voltage (Terminal-Mounting Plate)	2,800 VDC (Cutoff Current = 10mA), 1minute at room temperature and humidity *4		
4	Isolation Resistance (Terminal-Mounting Plate)	500 VDC 100MΩ min at room temperature and humidity *5		
5	Leakage current 250/500V 60Hz	12mA/24mA max		
6	DC resistance	17mΩ max	14mΩ max	10mΩ max
7	Safety agency approval temperatures	-25 to +85°C (Refer to Derating Curve)		
8	Operating temperature	-40 to +85°C (Refer to Derating Curve)		
9	Operating humidity	20 to 95%RH (Non condensing)		
10	Storage temperature/humidity	-40 to +85°C/20 to 95%RH (Non condensing)		
11	Vibration	10 to 55Hz, 19.6m/s <sup>2</sup> (2G), 3min. Period, 1hour each X, Y and Z axis		
12	Impact	196.1m/s <sup>2</sup> (20G), 11ms Once each X, Y and Z axis		
13	Safety agency approvals	UL1283, CSA C22.2 No.8 (C-UL), DIN EN60939 VDE0565 Teil 3-1, ENEC		
14	Case size (without projection)	90 X 125 X 290 mm (W X H X D) [3.54 X 4.92 X 11.42 inches] (W X H X D)		
15	Weight	3.3kg max		

\*2 Only capacitor code "355", Three Phase Δ-connection : 400 (440 max), Y-connection : 500 (528 max)

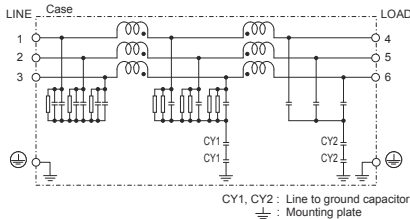
\*3 Only "FSB-□□□□□□-U", Three Phase 250 (275 max)

\*4 Only capacitor code "203", "693", "104", 2,500VAC (Cutoff Current = 100mA), 1minute at room temperature and humidity.

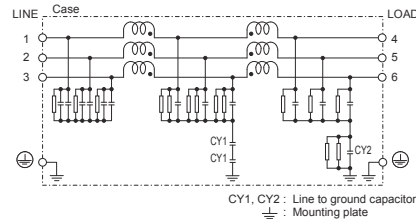
\*5 Only capacitor code "355", Isolation resistance specification is deleted.

## Circuit Diagram

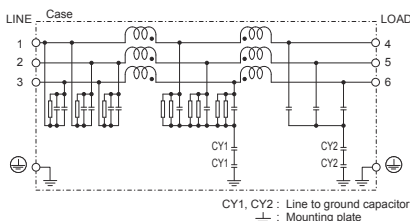
(1) Line to ground capacitor code : 203, 693, 104, 324



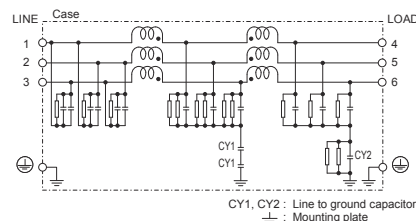
(2) Line to ground capacitor code : 355



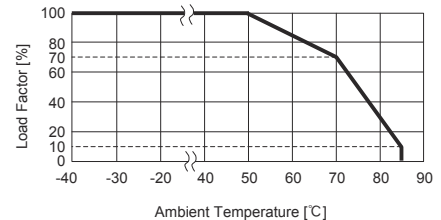
(3) Line to ground capacitor code : 203, 693, 104, 324  
Option : U



(4) Line to ground capacitor code : 355  
Option : U

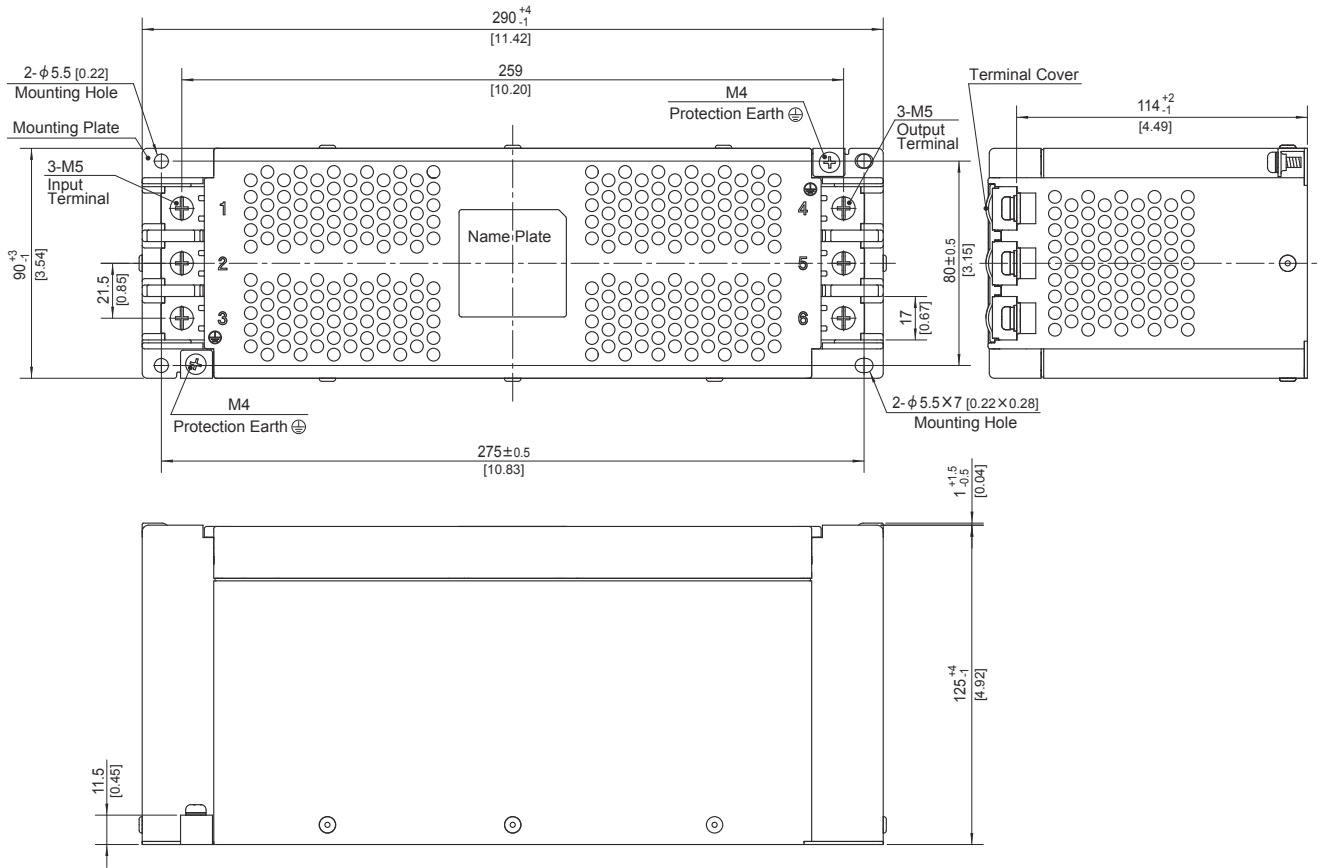


## Derating Curve



\* Keep free ventilation holes for cooling.

## External view



- ※ Tolerance :  $\pm 1$  [ $\pm 0.04$ ]
- ※ Weight : 3.3kg max
- ※ Mounting Plate : Hot-dip Galvanized Steel board t=1.2 [0.05]
- ※ Case Material : PBT
- ※ Dimensions in mm, [ ]=inches
- ※ Terminal block screw tightening torque M5 :  $3.0\text{N} \cdot \text{m}$  (30.7kgf $\cdot$ cm)max
- ※ Protection Earth(PE) screw tightening torque M4 :  $1.6\text{N} \cdot \text{m}$  (16.9kgf $\cdot$ cm)max
- ※ Can not be mounted upside-down(mounted the top surface)
- ※ Keep free ventilation holes for cooling