

THIS DRAWING IS A CONTROLLED DOCUMENT.
 THIS INFORMATION IS CONFIDENTIAL AND PROPRIETARY TO TYCO ELECTRONICS CORPORATION AND ITS WORLDWIDE SUBSIDIARIES AND AFFILIATES. IT MAY NOT BE DISCLOSED TO ANY OTHER PARTY WITHOUT THE WRITTEN AUTHORIZATION OF TYCO ELECTRONICS CORPORATION - HARRISBURG, PENNSYLVANIA, USA.

PART NUMBER	REV	FIRST USED	TERMINATOR	FEED TYPE	DESCRIPTION
1528379-1	C	-	LEADMAKER	MECH POST FEED	CUTS CARRIER
1528379-2	C	-	BENCH	MECH PRE FEED	CUTS CARRIER
1528379-6	C	-	LEADMAKER	MECH POST FEED	CONTINUOUS CARRIER
7-1528379-1	C	-	LEADMAKER	MECH POST FEED	-1 AND SPARE PARTS
7-1528379-2	C	-	BENCH	MECH PRE FEED	-2 AND SPARE PARTS
7-1528379-6	C	-	LEADMAKER	MECH POST FEED	-6 AND SPARE PARTS
7-1528379-7	A	-	-	-	SPARE PARTS KIT

CRIMP DATA TE / PRONER COMATEL TERMINAL AND SPECS.

TERMINAL NAME: CLIP 6.35 NG1

CRIMP	SIZE	TYPE	RANGE
WIRE	3.56 [.140 IN]	F	>2.5mm ² - 6.0mm ²
INSUL	4.70 [.185 IN]	OV	2.80-4.40 [.110-.173 IN]

WIRE STRIP LENGTH: 6.50-7.00 [.256-.276 IN]

APPL INSTRUCTION: 408-8322 & 408-8490

TERMINAL APPL SPEC DRG. 0958 C 001 FEED 19.00 [.748 IN]

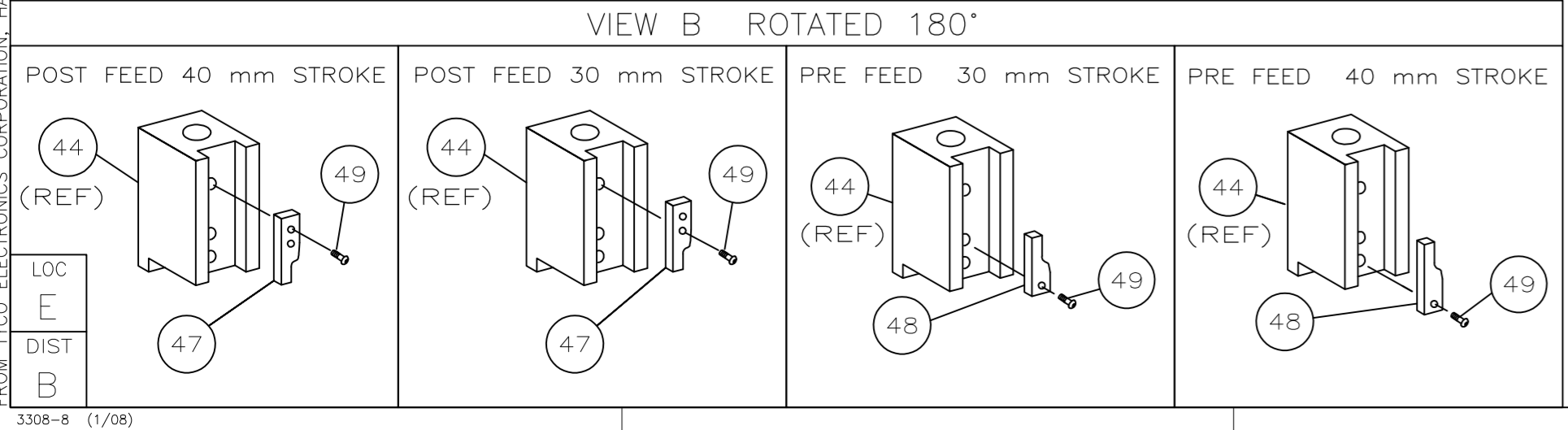
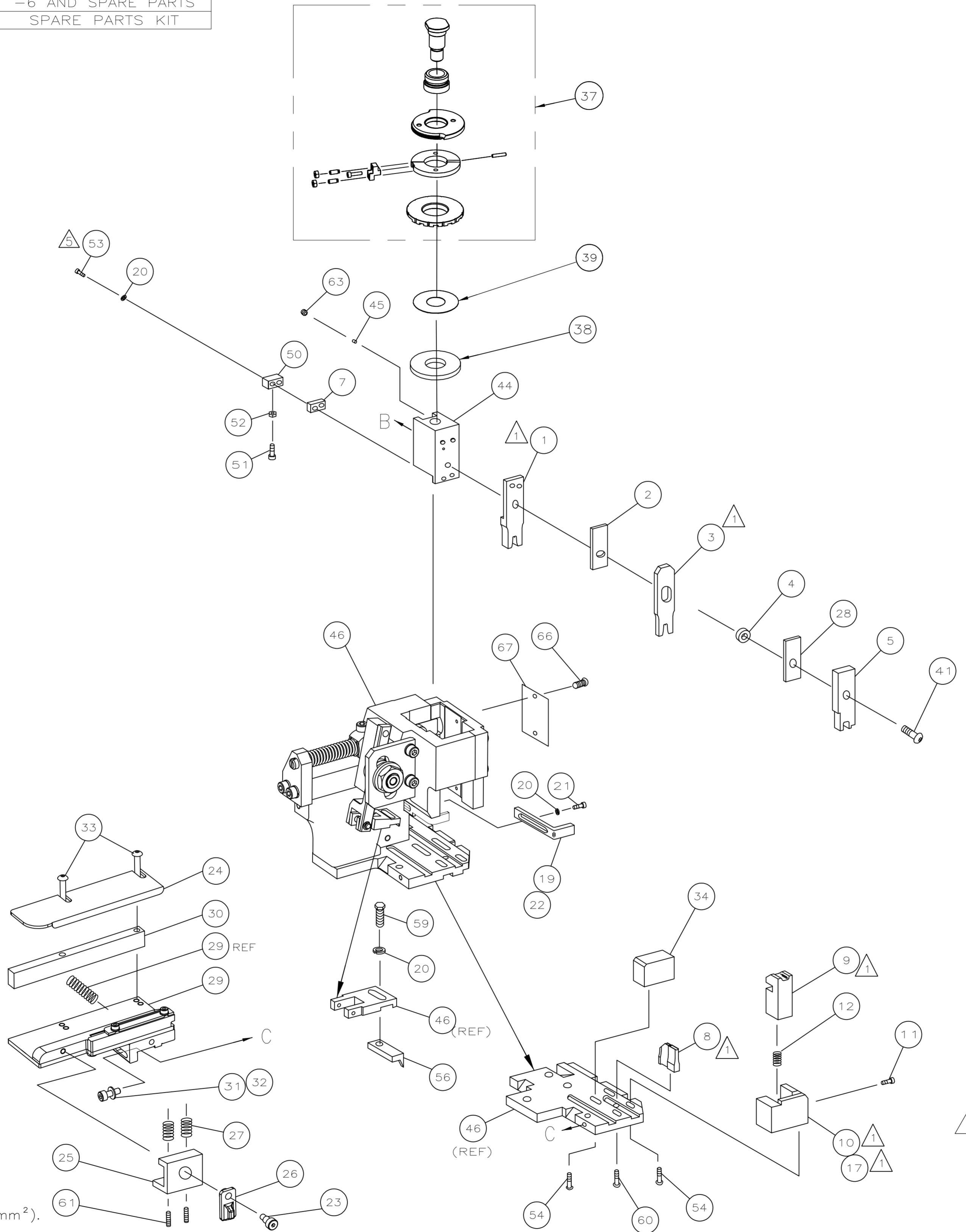
TERMINALS APPLIED

Part No	Rev	Terminal	Wire Size	Wire Length
1544133	-	-	-	-
-	-	-	-	-
-	-	-	-	-
-	-	-	-	-
-	-	-	-	-
-	-	-	-	-
-	-	-	-	-
-	-	-	-	-
-	-	-	-	-

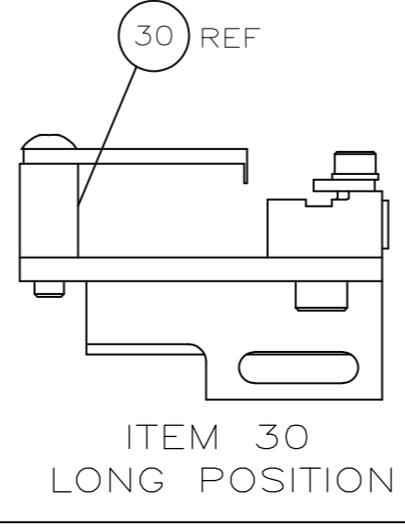
WIRE SIZE mm ² AWG	CRIMP HEIGHT *	REF SETTING
6.00mm ²	2.70 ±0.05 [.106 ±.002 IN]	A 8
5.00mm ²	2.57 ±0.05 [.101 ±.002 IN]	C 3
4.00mm ²	2.41 ±0.05 [.095 ±.002 IN]	D 0
3.00mm ²	2.35 ±0.05 [.093 ±.002 IN]	D 3
3.00mm ²	2.30 ±0.05 [.091 ±.002 IN]	D 8
2.50mm ²	2.20 ±0.05 [.087 ±.002 IN]	D 4
3.00mm ²	2.18 ±0.05 [.086 ±.002 IN]	D 6

SET UP GAGE 458637-3	LAYOUT L1582401
----------------------	-----------------

- 1. RECOMMENDED SPARE PARTS.
- 2. GREASE RAM, CAM, CAM FOLLOWER AND FEED ROD LIGHTLY.
- 3. LUBRICATE DAILY PER THE APPLICATOR INSTRUCTION SHEET SUPPLIED WITH THE APPLICATOR.
- 4. WIRE AND INSULATION RANGE QUOTED IS RANGE OF TERMINAL. CUT TO LENGTH AT ASSY.
- 5. CRIMP HEIGHTS SHOWN ARE FOR SPECIFIC WIRE C.S.A - SEE CUSTOMER RESTRICTED DRAWING 1544133-REN FOR DETAILS.
- 6. SPECIAL 3mm² WIRE DEFINED AS 41 STRANDS @ Ø0.32 (ACTUALLY 3.3mm²).



*** WARNING:**
 ON INSTALLATION, SET WIRE DISC TO LARGEST WIRE SIZE SETTING. USE OF SETTINGS BELOW MIN REQUIRED CRIMP HEIGHT SETTING WILL CAUSE DAMAGE TO CRIMP TOOLING.



QTY REQD PER ASSY	PART NO	DESCRIPTION	ITEM NO						
-	1	1	1	1	1	1	1528379	PRINT, APPLICATOR LOG SHEET	73
-	1	1	1	1	1	1	1338705-3	DOCUMENTATION PACKAGE	72
-	1	1	1	1	1	1	461264-5	PLATE, IDENTIFICATION	69
-	2	2	2	2	2	2	21017-2	SCR,DRIVE(#2x.19)ID PLATE	68
-	1	1	1	1	1	1	3-18031-0	SCR,SKT SET(M6X6)RAM	67
-	2	2	2	2	2	2	2-18032-5	SCR,SET(M5X20)DRAG	66
-	1	1	1	1	1	1	18024-7	SCR,BHC(M4X10)ANVIL	65
-	1	1	1	1	1	1	5-18022-2	SCR,HEX(M4X8)FEED FINGER	64
-	1	1	1	1	1	1	1338685-1	PAWL, FEED	63
-	4	4	4	4	4	4	18024-8	SCR,BHC(M4X12)SHEAR HOLDER	62
-	2	2	2	2	2	2	1-18023-3	SCR,SHC(M4X16)TERM HLD DWN	61
-	1	1	1	1	1	1	18030-1	NUT,HEX(M3)HOLD DWN	60
-	1	1	1	1	1	1	811242-5	BUMPER, HOLDDOWN	59
-	1	1	1	1	1	1	690753-2	SPACER, TONKER	58
-	1	1	1	1	1	1	18024-3	SCR,BHC(M3X10)CAM	57
-	1	1	1	1	1	1	1338675-1	CAM, PRE FEED 30 & 40 mm ST	56
-	1	1	1	1	1	1	1338676-1	CAM, POST FEED 30 & 40 mm ST	55
-	1	1	1	1	1	1	1320999-3	APPLICATOR BASIC SUBASSY	54
-	1	1	1	1	1	1	690191-1	PLUG, NYLON	53
-	1	1	1	1	1	1	1338660-1	RAM	52
-	1	1	1	1	1	1	992285-2	SCR,SHC LOW HD(M8X25)RAM	51
-	1	1	1	1	1	1	690125-1	SHIM SUBASSY	50
-	1	1	1	1	1	1	469367-2	SPACER, FINE ADJUST	49
-	1	1	1	1	1	1	879103-3	FINE ADJUST HEAD SUBASSY	48
-	1	1	1	1	1	1	1320934-2	SUPPORT, TERMINAL	47
-	2	2	2	2	2	2	1-18024-0	SCR,BHC(M4X20)STRIP GUIDE	46
-	1	1	1	1	1	1	18027-2	WASHER, FLAT(M4)	45
-	1	1	1	1	1	1	1-18023-2	SCR,SKT CAP(M4X12)MOUNT BLOCK	44
-	1	1	1	1	1	1	1320908-6	SPACER, STRIP GUIDE	43
-	1	1	1	1	1	1	1633073-1	STRIP GUIDE PLATE ASSY	42
-	1	1	1	1	1	1	1-455888-7	SPACER, FRONT SHEAR DEP	41
-	2	2	2	2	2	2	1-22284-0	SPRING, DRAG	40
-	1	1	1	1	1	1	356835-1	LEVER, DRAG RELEASE	39
-	1	1	1	1	1	1	240792-1	DRAG, TERMINAL	38
-	1	1	1	1	1	1	1320928-1	PLATE, STRIP GUIDE	37
-	1	1	1	1	1	1	980371-4	SCR,SHC SHLD	36
-	1	1	1	1	1	1	690472-2	STRIPPER	35
-	1	1	1	1	1	1	1-18023-1	SCR,SHC(M4X10)STRIPPER	34
-	4	4	4	4	4	4	18025-2	WASHER,LOCK(M4)STRIPPER	33
-	1	1	1	1	1	1	690472-1	STRIPPER	32
-	1	1	1	1	1	1	1338684-2	HOLDER, SHEAR, FRONT (NO-CUT)	31
-	1	1	1	1	1	1	3-22280-3	SPRING, SHEAR	30
-	1	1	1	1	1	1	356885-5	STOP, SHEAR	29
-	1	1	1	1	1	1	1-1320921-0	HOLDER, SHEAR, FRONT (CUT)	28
-	1	1	1	1	1	1	454276-7	SHEAR, FLOAT (FRONT)	27
-	1	2	2	2	2	2	1333210-3	ANVIL	26
-	1	1	1	1	1	1	1-240641-6	SPACER, DEPRESSOR (REAR)	25
-	1	1	1	1	1	1	1-455889-8	DEPRESSOR, SHEAR (FRONT)	24
-	1	1	1	1	1	1	238011-1	SPACER, BLOCK CRIMPER	23
-	1	2	2	2	2	2	4-854830-1	CRIMPER, INSULATION	22
-	1	1	1	1	1	1	1-455888-1	SPACER, CRIMPER	21
-	1	2	2	2	2	2	8-458141-5	CRIMPER, WIRE	20

TYCO ELECTRONICS CORPORATION
 Tyco Electronics Corporation
 Harrisburg, PA 17105-3608

APPV F.BACKHURST
 NAME F.BACKHURST

SCALE: A1
 DRAWING NO: 1528379
 SHEET: 1 of 1
 REV: C

CUSTOMER ACCESSIBLE PRODUCTION DRAWING