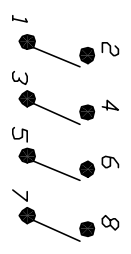


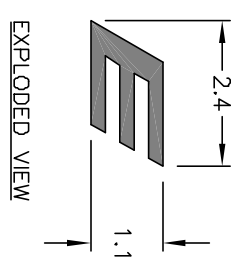
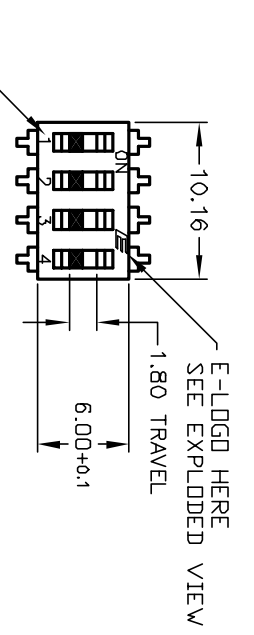
RECOMMENDED P.C.B. LAYOUT



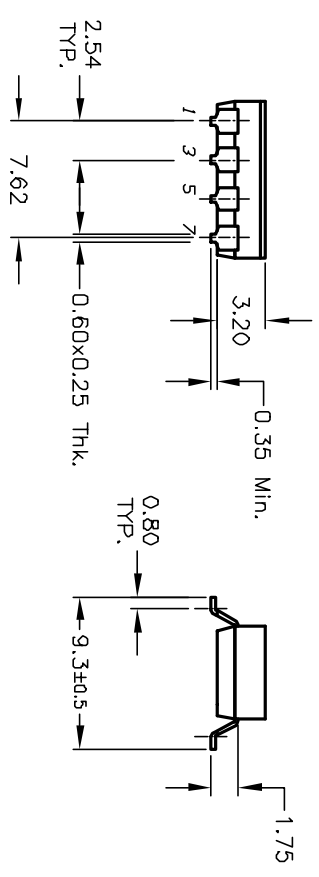
CIRCUIT 4 POSITION

NOTES:

1. ALL DIMENSIONS IN MM
2. GENERAL TOLERANCE: X.X=±0.4
X.XX=±0.25
3. TERM. NOS. FOR REFERENCE ONLY.
4. CONTACT RATINGS:
25mA @24VDC. (SWITCH)
100mA @50VDC (CARRY)
5. CONTACT MATERIAL:
CONTACTS: BRASS w/Gold Plate
TERMINALS: BRASS w/GOLD Plate
6. PACKAGED: TAPE & REEL
WITH ALL POLES IN THE "OFF" POSITION.
(QTY 1000 PER REEL)
8. ▲ DENOTES CRITICAL PARAMETER.



Pos. 1 Designate
Pin #1 Location



REV.	ECN No.	DESCRIPTION	DATE	CHKD
A	12937	RELEASED FOR PRODUCTION	3/21/03	AR

TITLE	SCALE	DATE	DR	DWG	REV
KAJ04SGGR (TAPE & REEL) LOW PROFILE	2:1	3/21/03	AR	W825384	A

E-SWITCH®

THE INFORMATION CONTAINED IN THIS DOCUMENT IS PROPRIETARY TO E-SWITCH AND IS NOT TO BE COPIED OR TRANSFERRED