



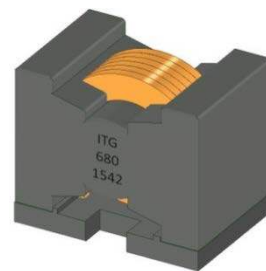
Hologen Free

# DHP106095S Series



## 1. Features of DHP106095S Series:

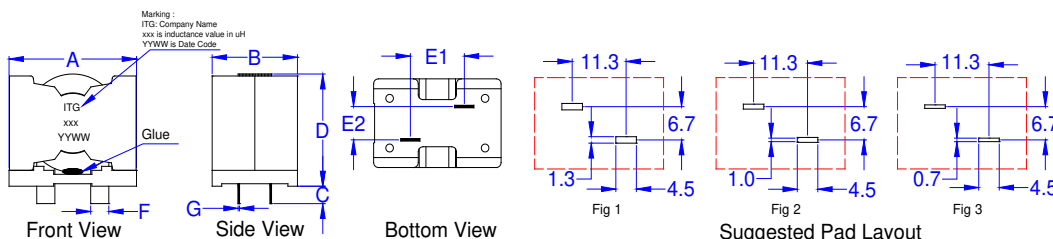
- Ferrite based DIP Inductor with lower core loss.
- Inductance range: 3.3uH up to 100.0uH Custom values are welcomed.
- High current output chokes, with up to 89.00 Amp with approx. 30% roll off.
- Flat wire winding provides extremely low DC and AC resistance.
- Vertical mounting provides small footprint.
- Operating Temperature Range -55° to 130°C.
- RoHS and HF Compliance.



## 2. Electrical Characteristics of DHP106095S Series:

ITG Part Number	OCL <sup>1</sup> (uH) ±20%	DCR (mΩ) ±10%	Isat1 <sup>2</sup> (A) @25°C	Isat2 <sup>3</sup> (A) @25°C	Isat3 <sup>4</sup> (A) @25°C	Irms <sup>5</sup> (A) @25°C	Dim. G (mm) ± 0.10	PCB Layout Fig.
DHP106095S-3R3MHF	3.30	2.20	85.00	87.00	89.00	31.00	0.80	1
DHP106095S-4R7MHF	4.70	2.20	60.50	63.00	65.00	31.00	0.80	1
DHP106095S-6R8MHF	6.80	2.20	42.00	45.00	46.00	31.00	0.80	1
DHP106095S-8R2MHF	8.20	2.20	36.00	38.50	39.40	31.00	0.80	1
DHP106095S-100MHF	10.00	2.90	31.00	33.00	34.10	26.80	0.70	2
DHP106095S-120MHF	12.00	2.90	28.50	31.00	32.00	26.80	0.70	2
DHP106095S-150MHF	15.00	3.20	25.50	27.50	28.10	25.50	0.70	2
DHP106095S-180MHF	19.00	4.20	22.50	24.90	25.60	22.00	0.60	2
DHP106095S-220MHF	24.00	5.90	20.50	22.30	23.00	19.00	0.50	2
DHP106095S-330MHF	33.00	8.60	17.50	19.00	19.80	15.60	0.40	3
DHP106095S-390MHF	39.00	8.60	15.50	17.50	18.10	15.60	0.40	3
DHP106095S-470MHF	44.00	11.20	15.00	16.80	17.40	13.70	0.35	3
DHP106095S-500MHF	50.00	11.20	14.00	15.50	16.20	13.70	0.35	3
DHP106095S-560MHF	56.00	14.70	13.50	14.80	15.20	12.00	0.30	3
DHP106095S-620MHF	62.00	14.70	12.50	13.40	14.00	12.00	0.30	3
DHP106095S-680MHF	68.00	14.70	11.00	12.30	12.90	12.00	0.30	3
DHP106095S-860MHF	86.00	14.70	9.00	9.70	10.50	12.00	0.30	3
DHP106095S-101MHF	100.00	15.50	7.80	8.60	8.90	11.50	0.30	3

## 3. Mechanical Dimension of DHP106095S Series (Unit in mm):



Type	Dimensions
A	27.8 (Max.)
B	18.4 (Max.)
C	3.5 ± 0.5
D	24.1 Max.
E1	11.3 ± 0.5
E2	6.7 ± 0.5
F	3.8 ± 0.5
G	See Table

### Notes:

1. Open Circuit Inductance(OCL) and L@Irms and L@Isat are measured at: 300KHz, 0.1V (Ta=25°C).
2. Isat1 : DC current that causes inductance to drop 10%(Typ.) from OCL (Ta=25°C).
3. Isat2 : DC current that causes inductance to drop 20%(Typ.) from OCL (Ta=25°C).
4. Isat3 : DC current that causes inductance to drop 30%(Typ.) from OCL (Ta=25°C).
5. Irms : DC current for temperature rise of 40°C(Typ.) without core loss. Derating is necessary for AC currents, PCB pad layout, trace thickness and width, air-flow and proximity of other heat generating components will affect the temperature rise. It is recommended the part temperature should not exceed 130°C under worst case operating conditions verified in the end application.

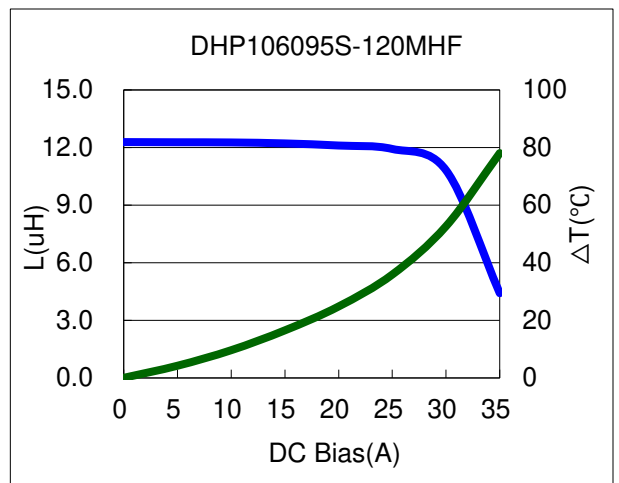
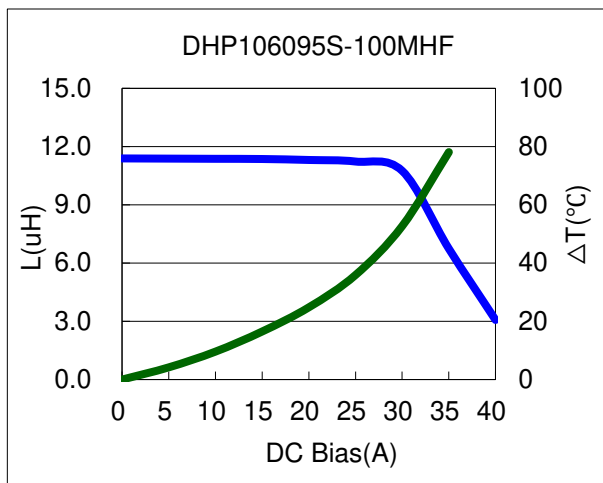
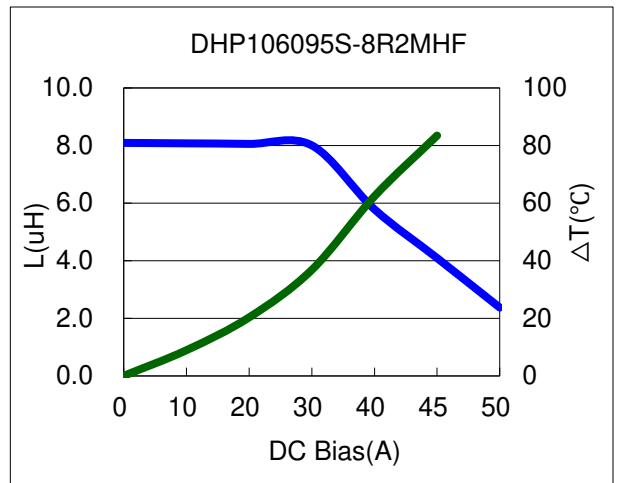
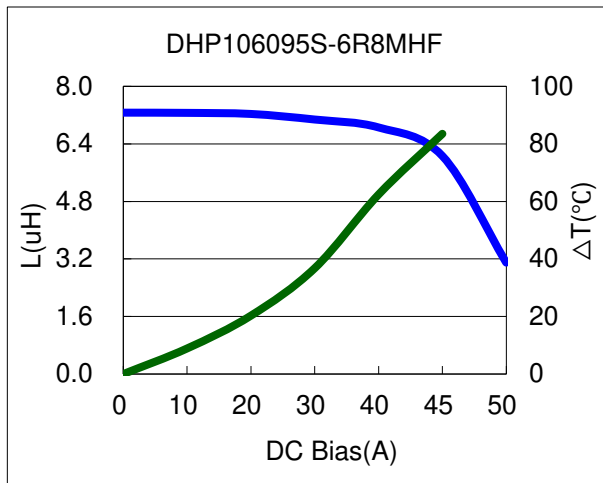
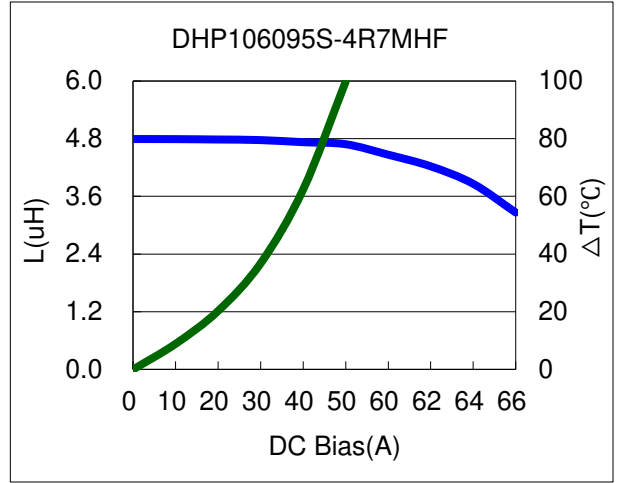
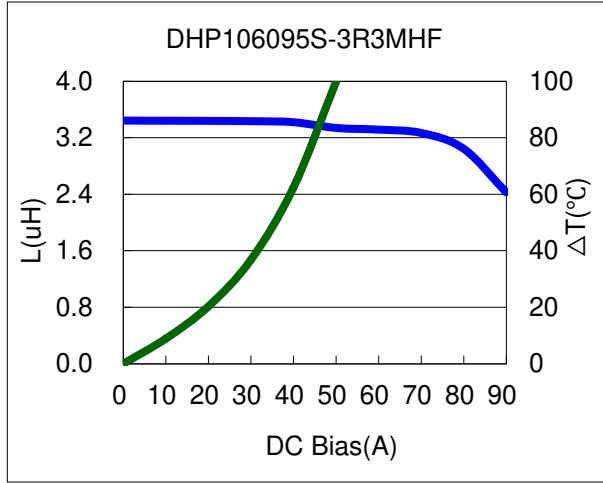
● New York 1 914 347 2474 ● Taipei 886 2 2698 8669 ● Kaohsiung 886 7 350 2275

● Japan 81 568 85 2830 ● Shenzhen 86 755 8418 6263 ● Shanghai 86 21 5424 5141 ● Hong Kong 852 9688 9767

● [sales@ITG-Electronics.com](mailto:sales@ITG-Electronics.com) ● [www.ITG-Electronics.com](http://www.ITG-Electronics.com) Revision C: November 24, 2020

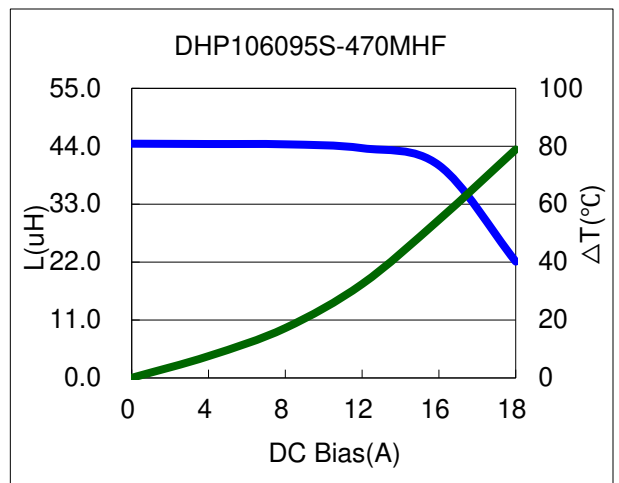
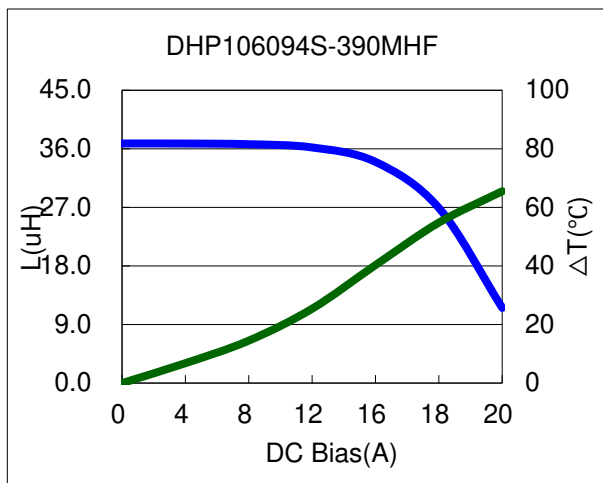
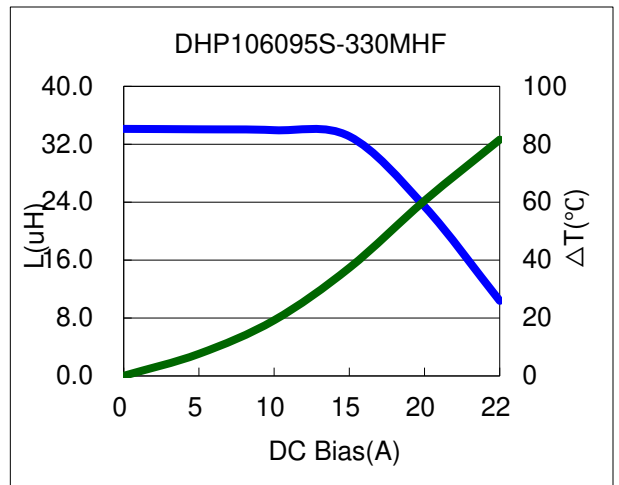
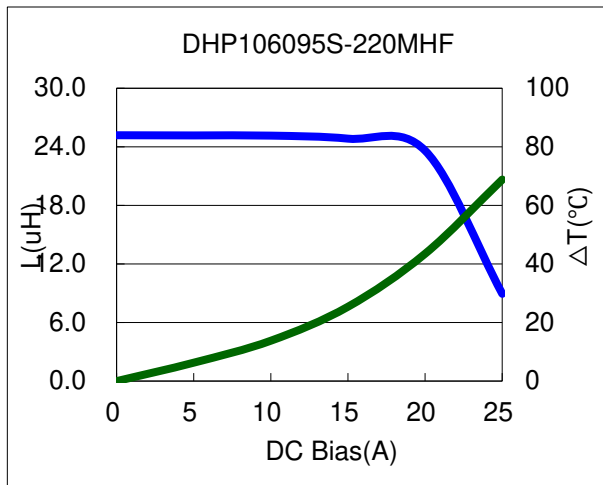
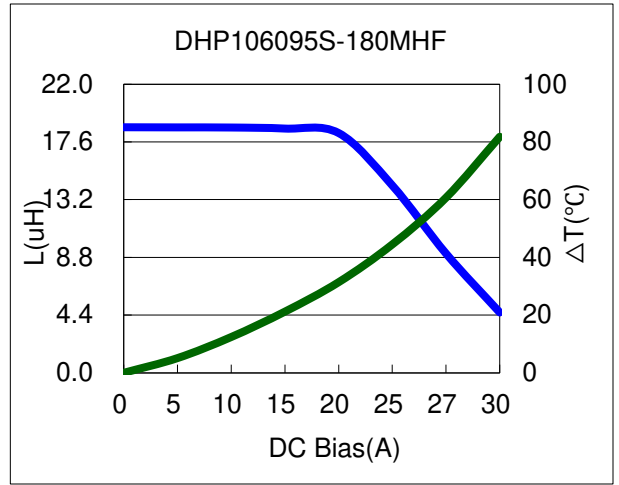
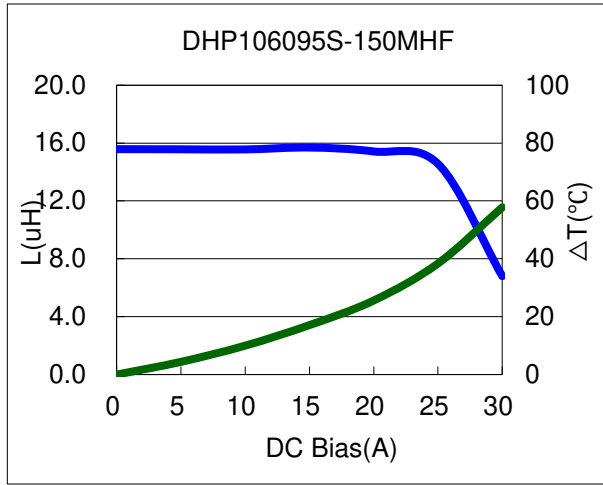
\*Due to continuous product improvement, all specifications are subject to change without prior notice. Kindly contact an ITG field application engineer or a sales representative prior to purchase.

## 4. Inductance Characteristics of DHP106095S Series (Inductance vs. DC Current vs. Temperature):





## 4. Inductance Characteristics of DHP106095S Series (Inductance vs. DC Current vs. Temperature):





## 4. Inductance Characteristics of DHP106095S Series (Inductance vs. DC Current vs. Temperature):

