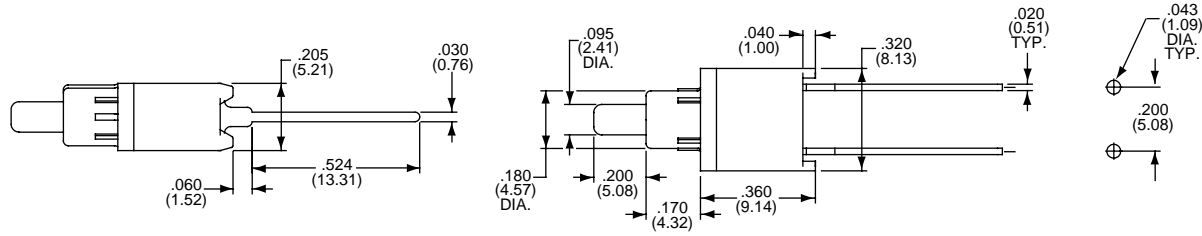


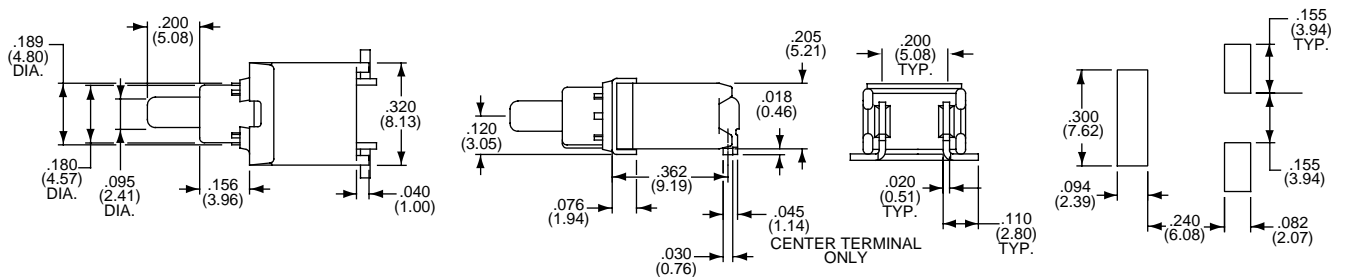
Tiny "Sealed Momentary" Pushbuttons TSP Series

Thru-Hole and Surface Mount

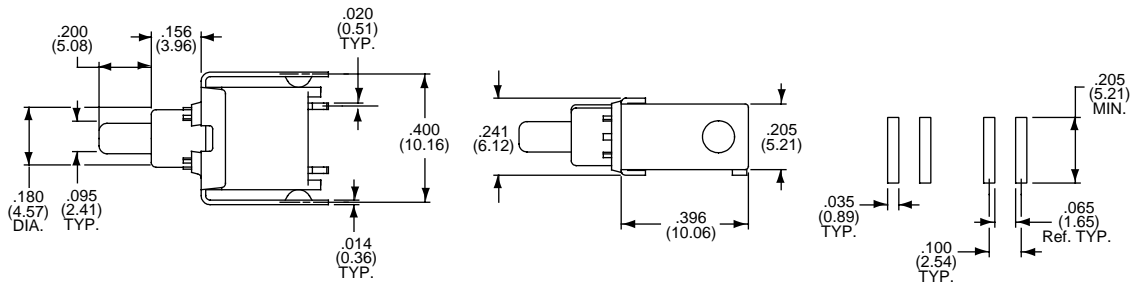
WIRE WRAP **WW**



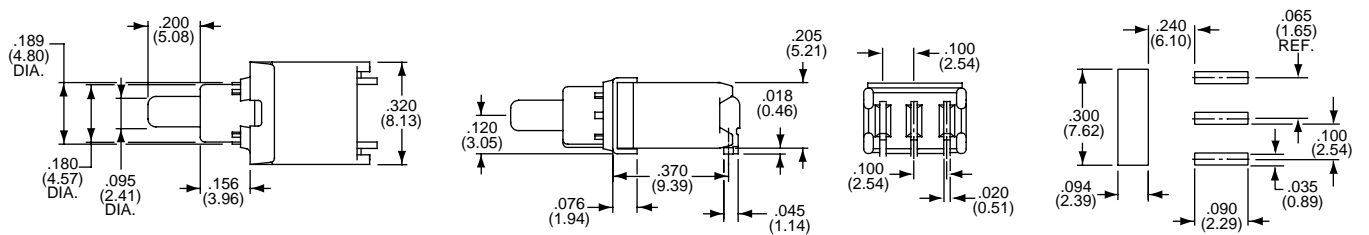
SURFACE MOUNT RIGHT ANGLE "L" BEND **SRA**



SURFACE MOUNT **SPC**



SURFACE MOUNT RIGHT ANGLE BUTT **SRAB**



Need more technical information?

Consult your Thomas & Betts sales office listed on the back cover

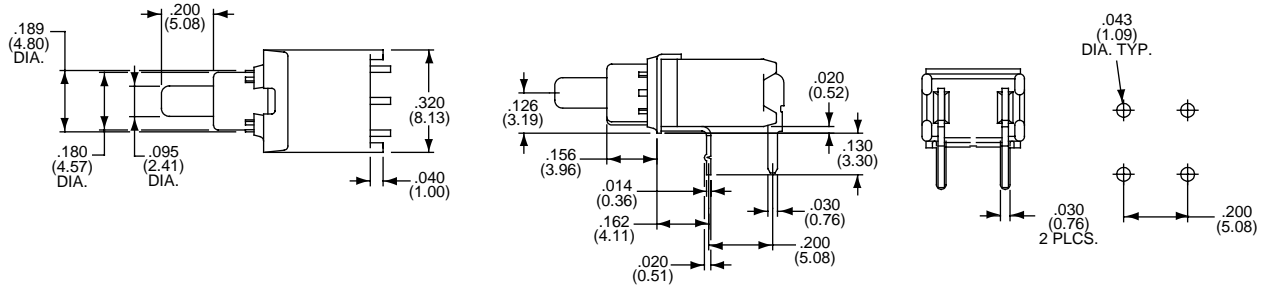
D17

Thomas & Betts
8155 T&B Blvd.
Memphis, TN 38125
(901) 252-5000 FAX (901) 252-1380

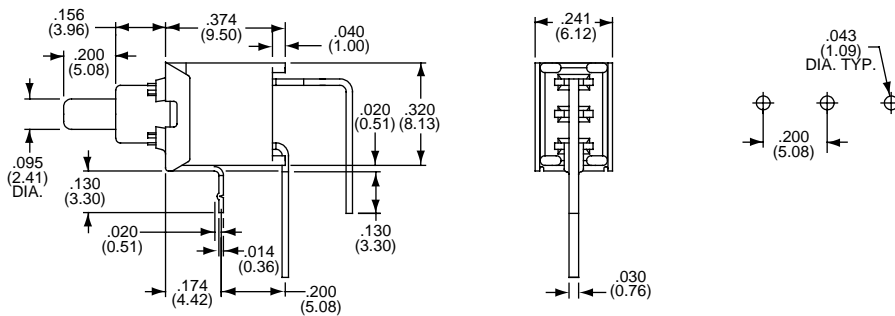
TSP Series *Tiny Sealed Momentary Pushbutton, "How to Order"*

Thru-Hole and Surface Mount

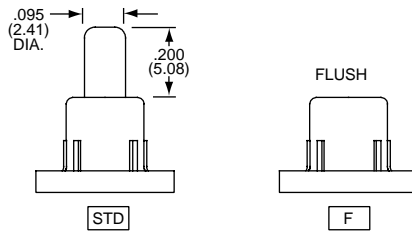
RA RIGHT ANGLE



VRA PC WITH VERTICAL SUPPORT BRACKET



ACTUATORS



PART NUMBERING SEQUENCE

See pages M2-M4 for application specific indexing.

Model	Bushing (Plain)	Actuator	Poles	Rating	Function	Contacts	Terminations	Colors
TSP	D		1	1			G	
		Std. .200" long F = Flush			C = Off (On) F = On (On)		PC = P.C. PCV = P.C. w/bracket RA = Right Angle VRA = Vertical Right Angle WW = Wire Wrap SPC = Surface Mount SRA = Surface Mount R.A. SRAB = Surface Mount R.A. Butt	0=Black 2=Red 6=Blue

Application Note:

For sealed toggle switches, See pages C6-C8
For 6 amp pushbuttons see page D37