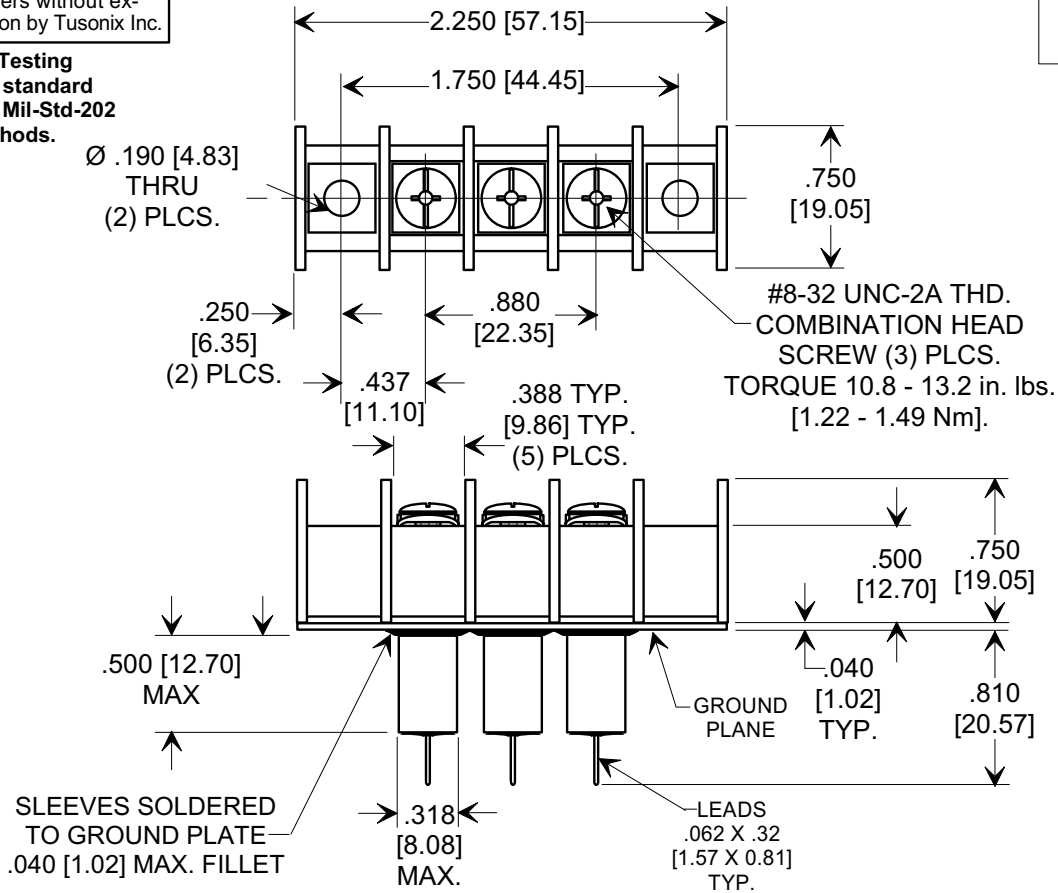
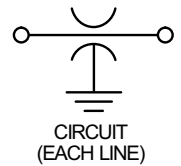
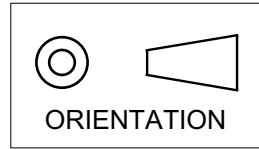


This drawing is the property of Tusonix, Inc., and may not be used, reproduced, published or disclosed to others without expressed authorization by Tusonix Inc.

**Electrical Testing**  
per Tusonix standard  
test plans and Mil-Std-202  
Test Methods.

**MARKETING SALES DRAWING**  
**DIMENSIONS IN INCHES - DO NOT SCALE THIS DRAWING**  
**DIMENSIONS IN METRIC - [ ]**



**NOTES:**

- TUSONIX STANDARD PART NUMBER: 7603-602N  
TUSONIX RoHS COMPLIANT PART NUMBER: 7603-602N LF.  
CUSTOMER MUST SPECIFY STANDARD OR RoHS PART NUMBER WHEN ORDERING.
- MAX. SOLDERING TEMPERATURE 500°F [260°C].
- BLOCK MOUNTING: RECOMMENDED MOUNTING SCREWS (#8 PAN HEAD) TORQUE 4.5 - 5.5 in. lbs. [0.51 - 0.62 Nm].
- MOLDED MATERIAL: HIGH TEMPERATURE THERMOPLASTIC (PBT) UL RATED 94 V-0.
- RATED FOR DIRECT CURRENT APPLICATIONS ONLY.
- TERMINAL BLOCK IS UL RECOGNIZED "FOR FIELD WIRING"  
(STANDARD 1059, GUIDE NO. XCFR2) (PENDING).
- TERMINAL BLOCK TO COMPLY WITH TELCORDIA GR-63-CORE,  
ISSUE 2, PARAGRAPH 5.4.2 (EXCEPT SWEEP 5 Hz TO 200 Hz  
RANGE) WHEN TERMINAL SCREWS ARE PROPERLY TORQUED  
TO APPROPRIATE UL RECOGNIZED OR LISTED RING TERMINAL.
- LEAD FINISH: MATTE TIN.
- PLATE MATERIAL: .040" COPPER ALLOY, MATTE TIN FINISH.
- PART MARKING: TRADEMARK, PART NUMBER, DATE CODE, AND UL RECOGNITION: WHITE INK. RoHS PART: GREEN INK DOT.

Cx (pF)	WORKING VOLTAGE -40°C TO +125°C	I <sub>DC</sub>	D.W.V.	I.R. MIN.	TYPICAL NO LOAD INSERTION LOSS (dB) AT 25°C PER MIL-STD-220			
					10 MHz	100 MHz	1 GHz	10 GHz
12,000/27,000	150 VDC	30 Amps	2121 VDC (60 SEC.)	10 G Ω	28	45	70	70

X-2015 Rev-0 REVISION RECORD Original Release C.O. ECO-664	A	TOLERANCES unless otherwise specified 2 PLC. DECIMAL ± N/A 3 PLC. DECIMAL ± .030 [.076]	Title <b>"C" FEED - THRU TERMINAL BLOCK 3 POSITION, UL RECOGNIZED</b>	
			ANGLES ± N/A	Drawn L.E. 04-15-09 Scale FULL
			Approved R.L. 04-15-09	
		A	7603-602N	