



- 2.5G Base-T for LAN and other Ethernet Applications
- Low Profile Design
- Industrial Operating Temp. Range: -40°C to +85°C

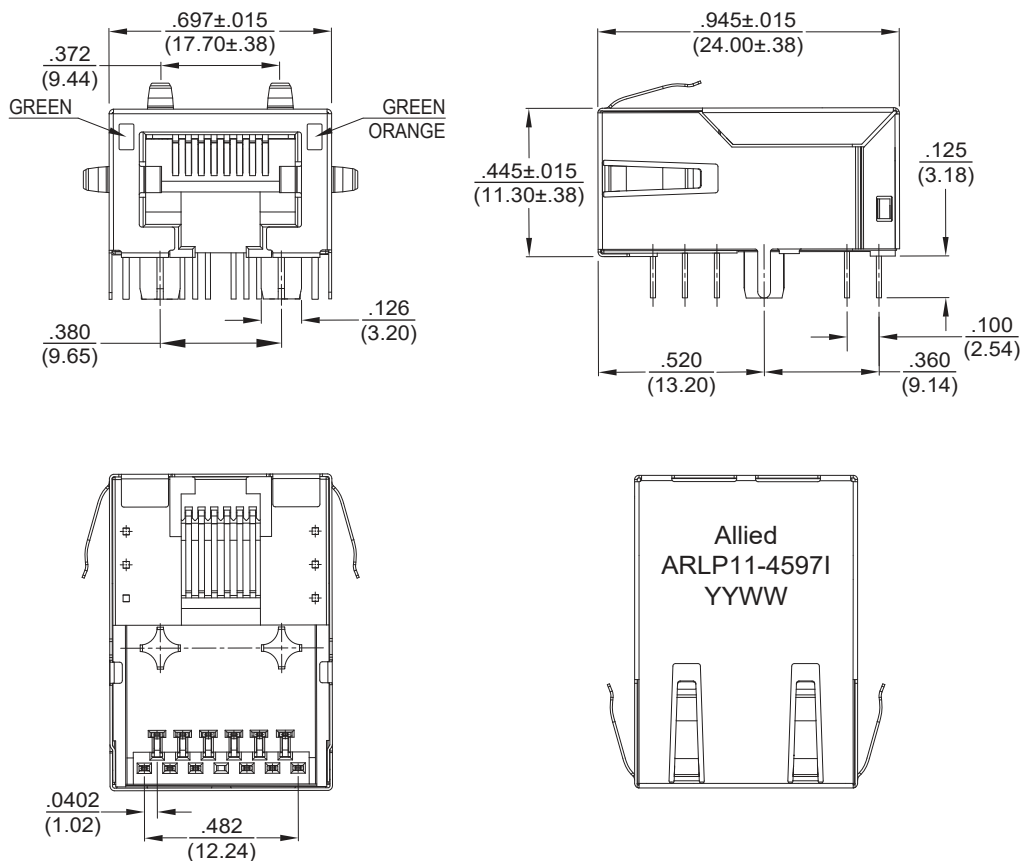
Electrical Specifications @ 25°C					
OCL(μH Min) @100KHz,0.1V With 8mA DC Bias	Turns Ratio @100KHz, 0.1V (1:1±2%)				HiPot 1mA / 60S
					Input - Ouput
160	P8-P9 : J1-J2	P3-P2 : J3-J6	P4-P5 : J4-J5	P11-P10 : J7-J8	1500VAC

Electrical Specifications @ 25°C					
Insertion Loss (dB Max)		Return Loss (dB Min)		Crosstalk (dB Min)	CMR (dB Min)
1-50MHz	50-125MHz	1-40MHz	40-200MHz	1-125MHz	1-200MHz
-0.5	-1.0	-20	-20+15Log(f/40MHz)	-30	-30

All specificatins subject to change without notice.

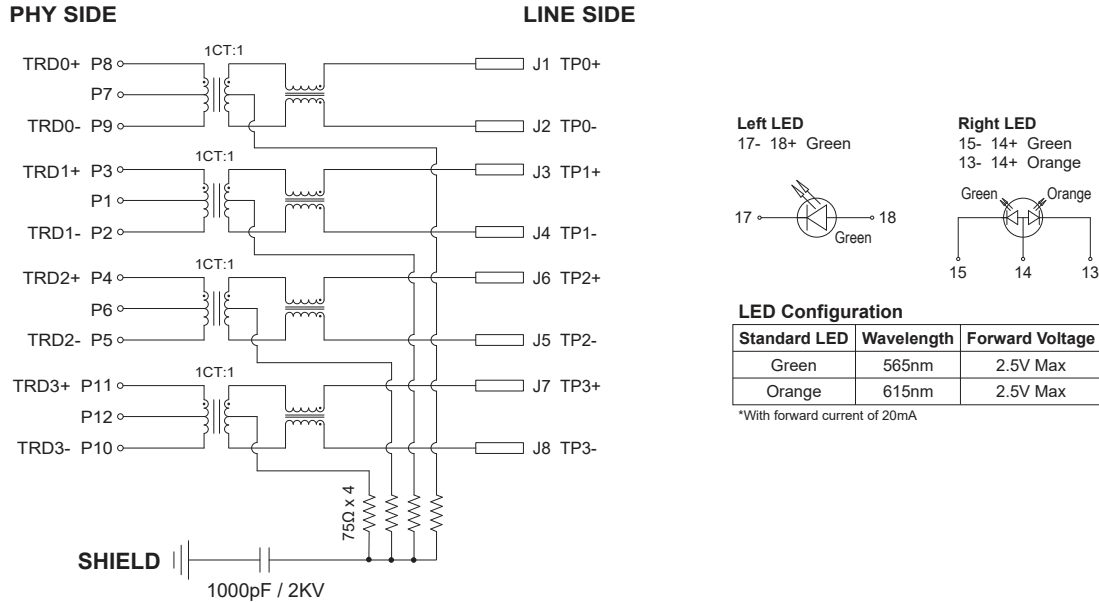
MECHANICAL

Dimensions: $\frac{\text{inch}}{\text{mm}}$



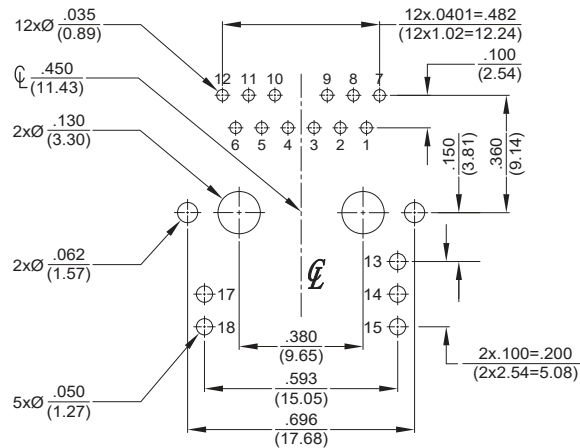


SCHEMATIC



PCB LAYOUT

Dimensions: $\frac{\text{inch}}{\text{mm}}$



Tolerance: $\pm .002(0.05)$ T=.063(1.60)

NOTES

- Shield:** 0.20mm Thick Brass C2680H
Plating Nickel 20 μ " Min
- Housing:** Plastic: LCP, Glass Fiber Filled
UL94V-0, Color Black
- Contact Pin:** Plastic: LCP, Glass Fiber Filled
UL94V-0, Color Black
Pin: 0.35mm Thick Phosphor Bronze C5210 EH
Plating: Nickel 30 μ "-60 μ " for all and Sn 100%
and Gold Plating 30 μ "
- Insert Pin:** Plastic: High Temperature Plastics
UL94V-0, Color Black
Pin: 0.35mm Thick C2680
Plating: Sn all over 30 μ "-60 μ " Nickel