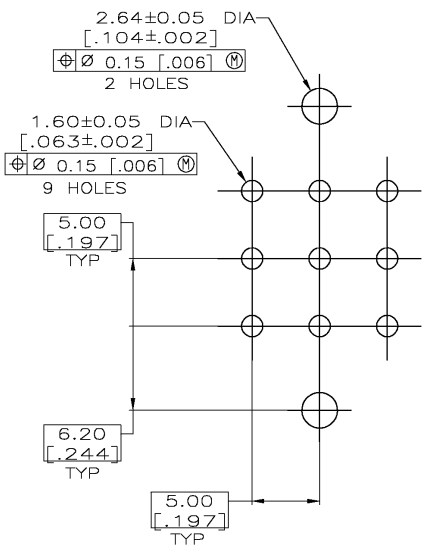
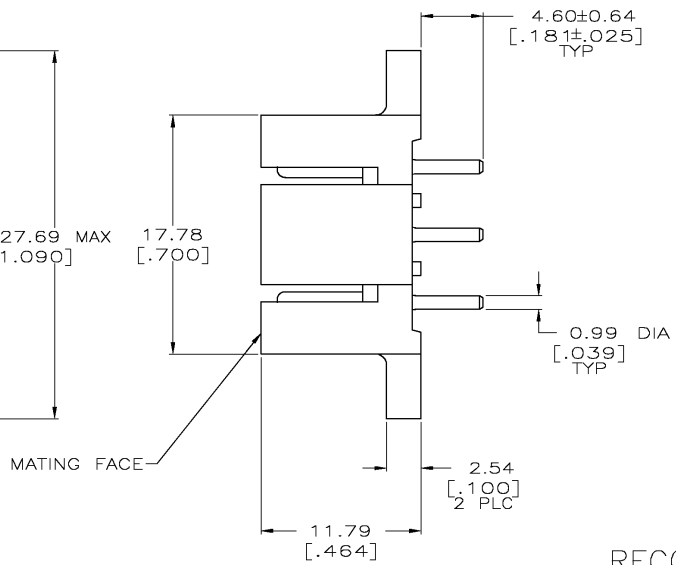
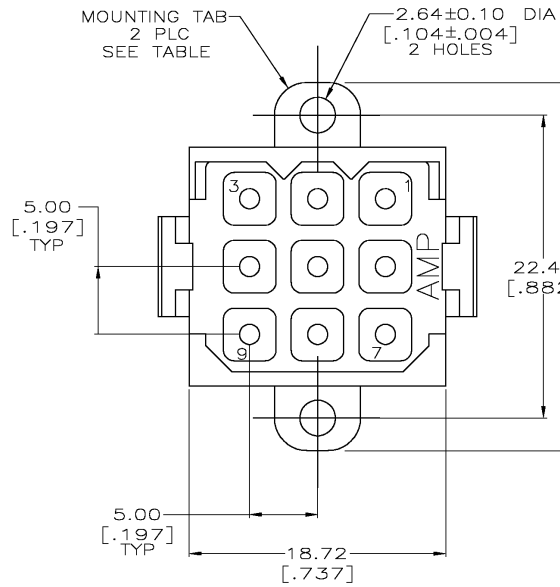
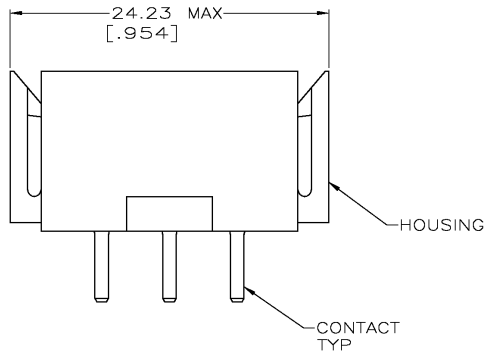


| LOC | DIST | REVISIONS | | | |
|-----|------|-------------|--------------|---------|-------|
| P | U/R | DESCRIPTION | DATE | DNW | APVD |
| FT | 13 | K | OG3B-0397-03 | 12MAY03 | TK GS |



RECOMMENDED PC BOARD LAYOUT



- ▲ NYLON, UL 94V-0 RATED, RED.
- ▲ BRASS PER ASTM B36.
- ▲ 3.81µm [0.000150] MIN TIN OVER 2.54µm [0.000100] MIN COPPER.
- ▲ 0.76µm [0.000030] MIN GOLD FOR A LENGTH OF 5.08 [0.200] FROM MATING END, 3.81µm [0.000150] MIN TIN FOR A LENGTH OF 4.83 [0.190] MIN FROM OPPOSITE END, BOTH OVER 1.27µm [0.000050] MIN NICKEL.
- ▲ 3.81µm [0.000150] MIN LEAD FREE TIN OVER 2.54 µm [0.000100] MIN COPPER.
- ▲ 3.81µm [0.000150] MIN LEAD FREE TIN OVER 2.54 µm [0.000100] MIN COPPER.
- ▲ 0.76µm [0.000030] MIN GOLD FOR A LENGTH OF 5.08 [0.200] FROM MATING END, 3.81µm [0.000150] MIN LEAD FREE TIN FOR A LENGTH OF 4.83 [0.190] MIN FROM OPPOSITE END, BOTH OVER 1.27µm [0.000050] MIN NICKEL.

| | | |
|----------------|---------------|----------|
| ▲ 6 | NO | 207441-9 |
| ▲ 5 | NO | 207441-8 |
| ▲ 5 | YES | 207441-7 |
| ▲ 4 | NO | 207441-4 |
| ▲ 4 | YES | 207441-3 |
| ▲ 3 | NO | 207441-2 |
| ▲ 3 | YES | 207441-1 |
| CONTACT FINISH | MOUNTING TABS | PART NO |

THIS DRAWING IS A CONTROLLED DOCUMENT.

| | | | |
|--|--------------------|----------|--|
| DNW | L SIPE | 03/10/92 | Tyco Electronics Corporation Harrisburg, Pa |
| DR | R STONE | 3-17-92 | |
| APVD | A TRAVIS | 3-17-92 | NAME |
| DIMENSIONS: | | | PRODUCT SPEC |
| INCHES | | | 108-10033 |
| TOLERANCES UNLESS OTHERWISE SPECIFIED: | | | APPLICATION SPEC |
| 0 PLC | ± - | | SIZE |
| 1 PLC | ± - | | A2 |
| 2 PLC | ± 0.25 [0.010] | | CODE |
| 3 PLC | ± - | | 00779 |
| 4 PLC | ± - | | DRAWING NO |
| ANGLES | ± - | | ©-207441 |
| MATERIAL | FINISH | WEIGHT | RESTRICTED TO |
| HOUSING: 1 | CONTACT: SEE TABLE | - | - |
| CUSTOMER DRAWING | | | SCALE |
| | | | 4:1 |
| | | | SHEET |
| | | | 1 |
| | | | OF |
| | | | 1 |
| | | | REV |
| | | | K |