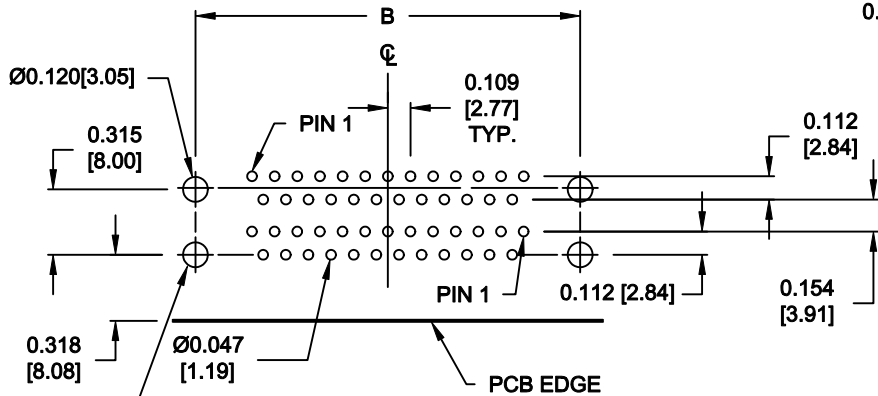
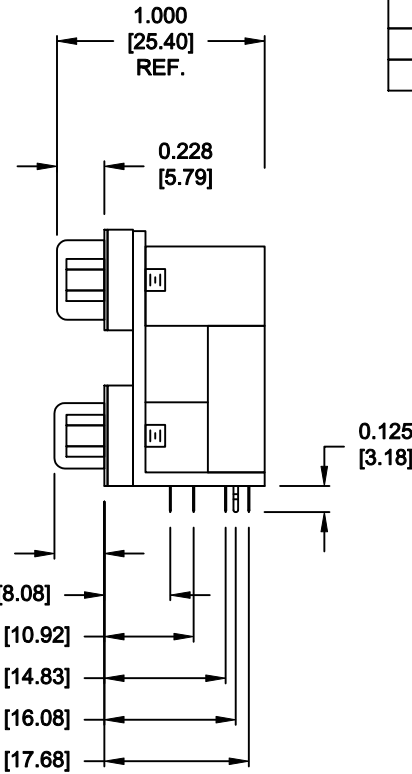
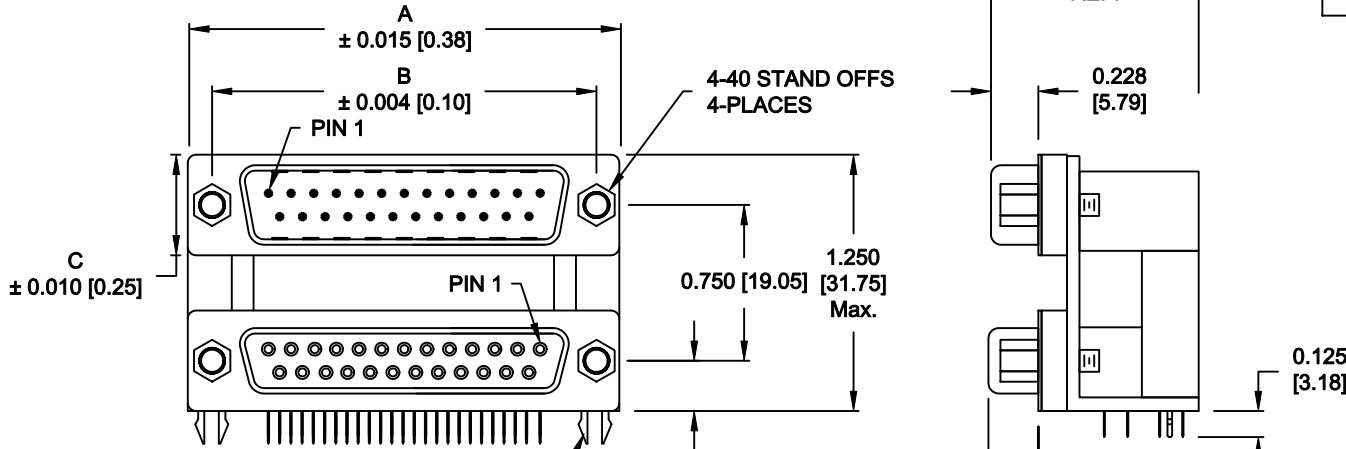


DESCRIPTION: 0.750 CENTER DUAL PORT D-SUB - MALE OVER FEMALE

25 PIN
SHOWN

DIMENSIONS: INCHES [MM]				
	9	15	25	37
A	1.204 [30.58]	1.535 [38.99]	2.078 [52.78]	2.724 [69.19]
B	0.984 [24.99]	1.312 [33.32]	1.850 [46.99]	2.500 [63.50]
C	0.494 [12.55]	0.494 [12.55]	0.494 [12.55]	0.494 [12.55]



RECOMMENDED PCB LAYOUT

FRONT BOARDLOCK HOLES FOR REFERENCE ONLY. NOT REQUIRED FOR THIS HARDWARE OPTION.

SPECIFICATION:

MATERIAL:

SHELL: STEEL, NICKEL PLATED
INSULATOR: UL 94V-0 RATED, BLACK PA9T, 260° PROCESS TEMP.
CONTACTS: BRASS
CONTACT PLATING: GOLD PLATED ENTIRE CONTACT

ELECTRICAL:

INSULATOR RESISTANCE: 1,000 Ohms Min.
DIELECTRIC STRENGTH: 1,000VAC RMS
CURRENT RATING: 5 AMPS
OPERATING TEMPERATURE: -55° C TO 105° C

178-YYY-413R671

SERIES _____
POSITIONS _____
009
015
025
037
GENDER _____
31 = FEMALE OVER MALE
41 = MALE OVER FEMALE
51 = FEMALE OVER FEMALE
61 = MALE OVER MALE
SHELL PLATING _____
3 = NICKEL
RoHS COMPLIANT (HIGH TEMP. PROCESS)
HARDWARE OPTIONS _____
67 = 4-40 STAND OFFS/BOARD LOCKS (REAR)
PLATING OPTIONS _____
1 = GOLD FLASH
A = 30u" GOLD MATING AREA/GOLD FLASH TAILS
9 = 30u" GOLD MATING AREA/TIN TAILS

DO NOT SCALE FROM DRAWING



THESE DRAWINGS AND SPECIFICATIONS ARE THE PROPERTY OF NorComp AND SHALL NOT BE REPRODUCED, COPIED OR USED AS THE BASIS FOR THE MANUFACTURE OR SALE OF APPARATUS WITHOUT WRITTEN PERMISSION.

DRAWN: C. SMITH DATE: 03-30-07

CHECKED: DATE:

NorComp

SCALE: 1:1 SHEET 1 OF 1 REV 7

DWG NO. 178-YYY-413R671

RoHS COMPLIANT