



FEATURES

- ▶ Low-cost, high-performance replacement for many OEM DPMs
- ▶ Optional RED, GREEN, AMBER or POS GREEN backlit LCD
- ▶ Snap-in bezel mount eliminates mounting hardware
- ▶ Resistant to RF and EMI
- ▶ 4½ digits with high-contrast LCD
- ▶ 4-20 mA loop powered input
- ▶ User selectable, displayed engineering units
- ▶ Clamp and gasket for NEMA applications

SPECIFICATIONS

DISPLAY

Digits: 4 ½ digits (± 19999 counts)
 Type: 0.45" (11.4 mm) 7 segment LCD
 Backlighting: Optional Red Negative (red numbers/black background)
 Optional Green Negative (green numbers/black background)
 Optional Amber Negative (amber numbers/black background)
 Optional Green Positive (black numbers/green background)
 automatic, "-" displayed
 Polarity: °F, °C, PSI, % , user selectable
 Annunciators: 4 position, user selectable
 Decimal Points: four lower order digits blank for
 Overrange: inputs > 19999 & < -19999

INPUTS

Ranges: 4-20 mA DC
 Configuration: bipolar differential
 Impedance: 300Ω nominal

PERFORMANCE

Accuracy: $\pm(0.1\% \text{ fs} + 2 \text{ count})$
 Conversion Rate: 3 per second
 Normal Mode Rejection: $>30 \text{ dB @ } 60 \text{ Hz}$
 Common Mode Range: $\pm 1 \text{ VDC max}$
 Common Mode Rej.: $>86 \text{ dB}$
 Adjustments: span (gain) and zero (offset)
 Warmup: 10 minutes typical
 Temperature Coeff.: $\pm 100 \text{ ppm per } ^\circ\text{C typical}$

ENVIRONMENT

Operating Range: 0 to 50 °C
 Storage Range: -10 to 70 °C

POWER SUPPLY

Optional Backlight: powered by the milliamp control loop
 24 VDC at 35 mA typical

MOUNTING

snap-in bezel mount or clamp and gasket

CONNECTION

2 screw terminal (4 with backlight)

ORDERING INFO

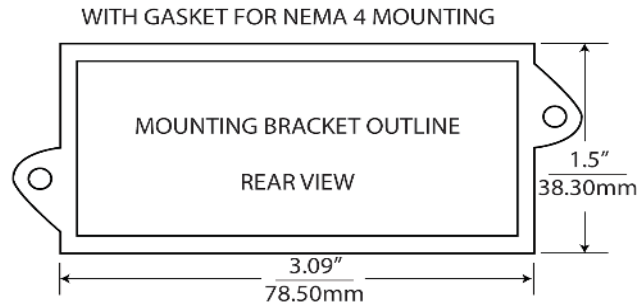
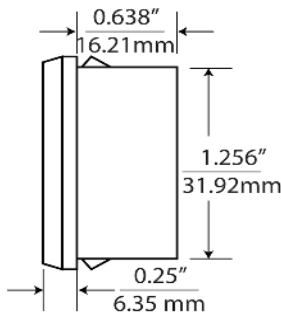
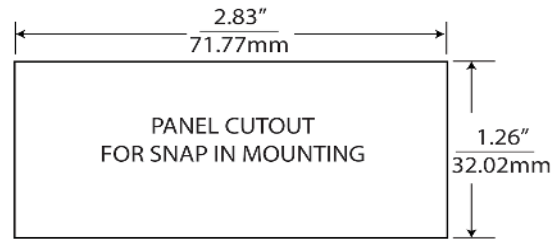
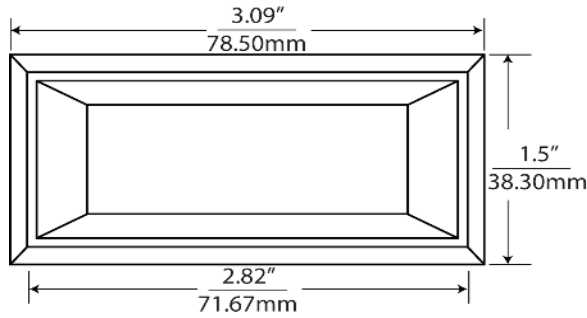
PART NUMBER	BACKLIGHT COLOR	BACKLIGHT POWER
DK790-XEC.....	NO BACKLIGHT	NONE
DK791-XEC.....	NEG AMBER	24VDC
DK794-XEC.....	NEG RED.....	24VDC
DK793-XEC.....	NEG GREEN.....	24VDC
DK795-XEC.....	POS GREEN.....	24VDC

ACCESSORIES

PW2-24.....	Regulated 120V AC to 24V DC Power Supply
PW1.0.....	24V AC to adjustable DC output
PW1.5.....	24V AC to adjustable DC output
CVC	Calibrator

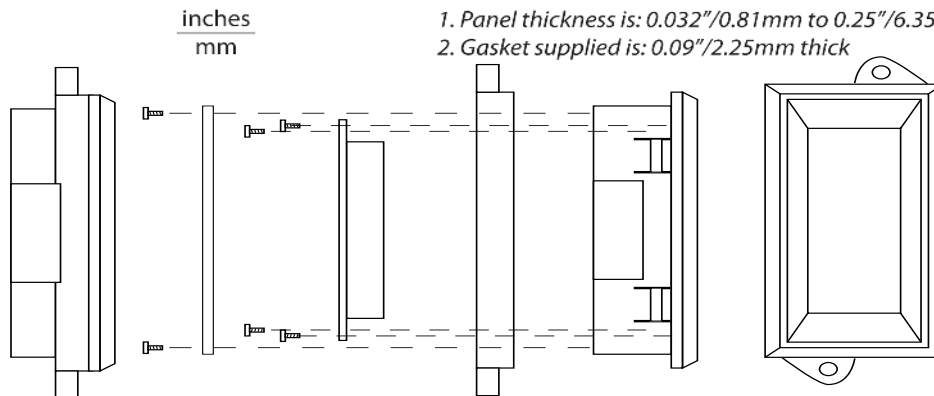


DIMENSIONS



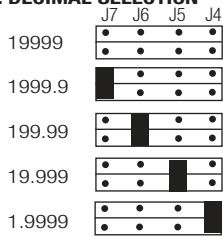
NOTES:

1. Panel thickness is: 0.032"/0.81mm to 0.25"/6.35mm
2. Gasket supplied is: 0.09"/2.25mm thick

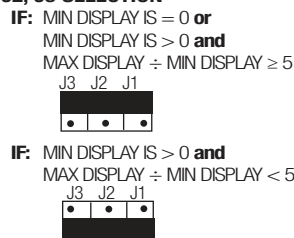


JUMPER SELECTION & WIRING

1. DECIMAL SELECTION



2. J1, J2, J3 SELECTION



3. SPAN JUMPER SECTION:

SPAN FACTOR	SET JUMPERS
0-12	L
10-22	M
22-32	H

IF: MIN DISPLAY IS ≤ 0 or MIN DISPLAY IS > 0 and MAX DISPLAY ÷ MIN DISPLAY > 5
THEN: SPAN FACTOR = $\frac{2.5 (\text{MAX DISPLAY} - \text{MIN DISPLAY})}{4000 + 0.02 (\text{MIN DISPLAY}) - 0.004 (\text{MAX DISPLAY})}$

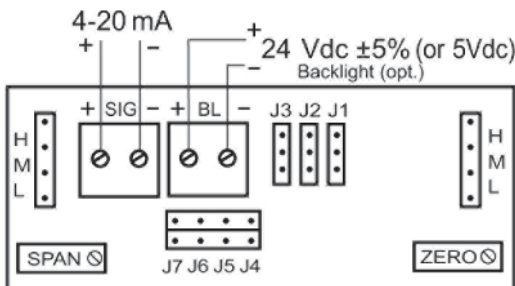
IF: MIN DISPLAY IS > 0 and MAX DISPLAY ÷ MIN DISPLAY ≤ 5
THEN: SPAN FACTOR = $\frac{\text{MAX DISPLAY} - \text{MIN DISPLAY}}{1600}$

4. ZERO (OFFSET) JUMPER SELECTION:

ZERO FACTOR	SET JUMPERS
0-3994	H
3320-7314	M
6640-10634	L

IF: MIN DISPLAY IS ≤ 0 or MIN DISPLAY IS > 0 and MAX DISPLAY ÷ MIN DISPLAY > 5
THEN: ZERO FACTOR = $\frac{(250000 + \text{MIN DISPLAY}) \times (83834) - 73200}{(250000 + 400 (\text{SPAN FACTOR}))}$

IF: MIN DISPLAY IS > 0 and MAX DISPLAY ÷ MIN DISPLAY ≤ 5
THEN: ZERO FACTOR = $10634 - \frac{(\text{MIN DISPLAY} - 400 (\text{SPAN FACTOR})) \times 83834}{250000}$



WIRING

