

NOTES:

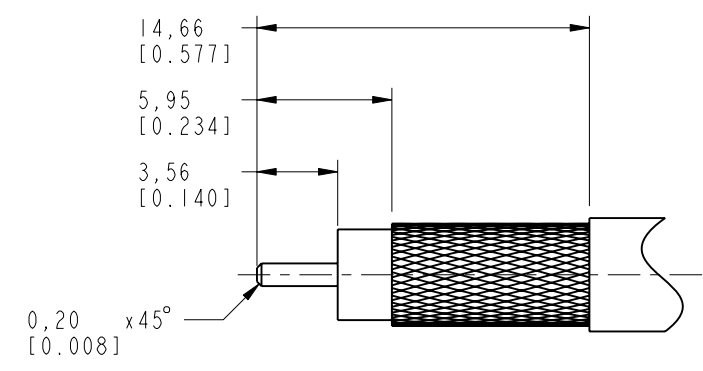
1. MATERIALS AND FINISHES:
 BODY, WASHER & FERRULE - BRASS, NICKEL PLATING
 SHELL - ZINC DIECAST, NICKEL PLATING
 CONTACT - BRASS, GOLD PLATING
 SPRING - BeCu, NICKEL PLATING
 INSULATOR - PTFE, NATURAL
 GASKET - SILICONE RUBBER, RED
2. ELECTRICAL:
 A. IMPEDANCE: 75 OHM
 B. FREQUENCY RANGE: DC - 4 GHz
 C. VSWR: 1.30 MAX.
 D. DIELECTRIC WITHSTANDING VOLTAGE: 1500 VRMS, MIN.
3. MECHANICAL:
 A. DURABILITY: 500 CYCLES, MIN.
 B. TEMPERATURE RANGE: -65 °C to +165 °C

4. PACKAGING:
 A. QUANTITY: SINGLE PACK
 B. MARKING: BAG TO BE MARKED
 "AMPHENOL RF, 31-70542 AND DATE CODE"
5. CABLE ASSEMBLY INSTRUCTIONS:
 A. TRIM CABLE AS SHOWN.
 B. SLIDE FERRULE ONTO CABLE
 C. CRIMP CONTACT TO CABLE, CRIMP WITH AMPHENOL
 TOOL 227-944 (M22520/5-01) AND DIE SET
 227-980-3, CAVITY 'B' (CTL-8, 0.052" HEX)
 D. CRIMP FERRULE OVER BRAID WITH 0.324" HEX.

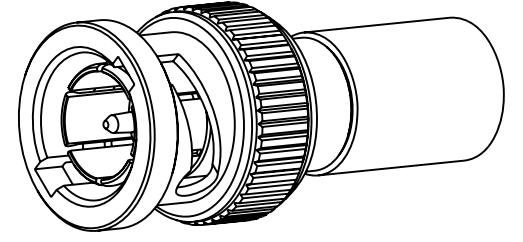
6 SHOWS CABLE ENTRY DIMENSIONS.

THIRD ANGLE PROJ.

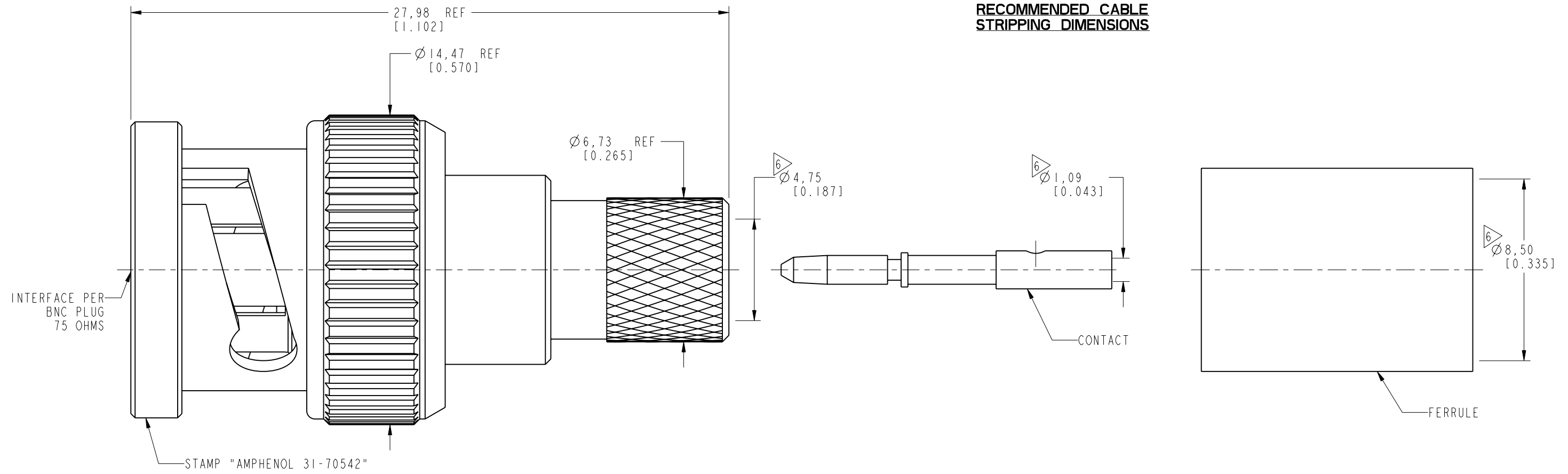
REV		DESCRIPTION	DATE	ECN	APPR
A		RELEASE TO MFG.	31-Oct-17	5668	BMG



RECOMMENDED CABLE STRIPPING DIMENSIONS



SCALE 2.000



CUSTOMER OUTLINE DRAWING
 ALL OTHER SHEETS ARE FOR INTERNAL USE ONLY

UNLESS OTHERWISE SPECIFIED, DIMENSIONS ARE IN METRIC AND TOLERANCES ARE:
 <0.5mm ±0.05mm 0.5 - 6mm ±0.1mm 6 - 30mm ±0.2mm 30 - 120mm ±0.3mm ANGLES ±1°

NOTICE - These drawings, specifications, or other data (1) are, and remain the property of Amphenol corp. (2) must be returned upon request; and (3) are confidential and not to be disclosed to any person other than those to whom they are given by Amphenol Corp. the furnishing of these drawings, specifications, or other data by Amphenol Corp., or to any other person to anyone for any purpose is not to be regarded by implication or otherwise in any manner licensing, granting rights to permitting such holder or any other person to manufacture, use or sell any product, process or design, patented or otherwise, that may in any way be related to or disclosed by said drawings, specifications, or other data.

MATERIAL	SEE NOTES
REFERENCE	EAR# 7365.1
REFERENCE	REF: 31-70000
CONFIGURATION LEVEL:	In Work
FINISH	

DRAWN	S. DUAN	DATE	02-Nov-17
ENGINEER	LOKESH P	DATE	15-Sep-17
APPROVED	S. HSIEH	DATE	02-Nov-17
CAD FILE			

TITLE		75 OHM BNC STR PLUG FOR RG 6/U CABLE (Ø295 MAX) SINGLE SHIELD	
SCALE:	5.5:1.0	SHEET	2 OF 2
DWG SIZE	B	REV	A

Amphenol RF		www.amphenolrf.com	
DRAWING NO.		31-70542	
ITEM NO.		31-70542	
PART NO.		31-70542	