

4

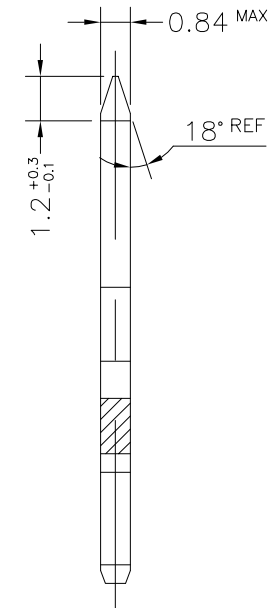
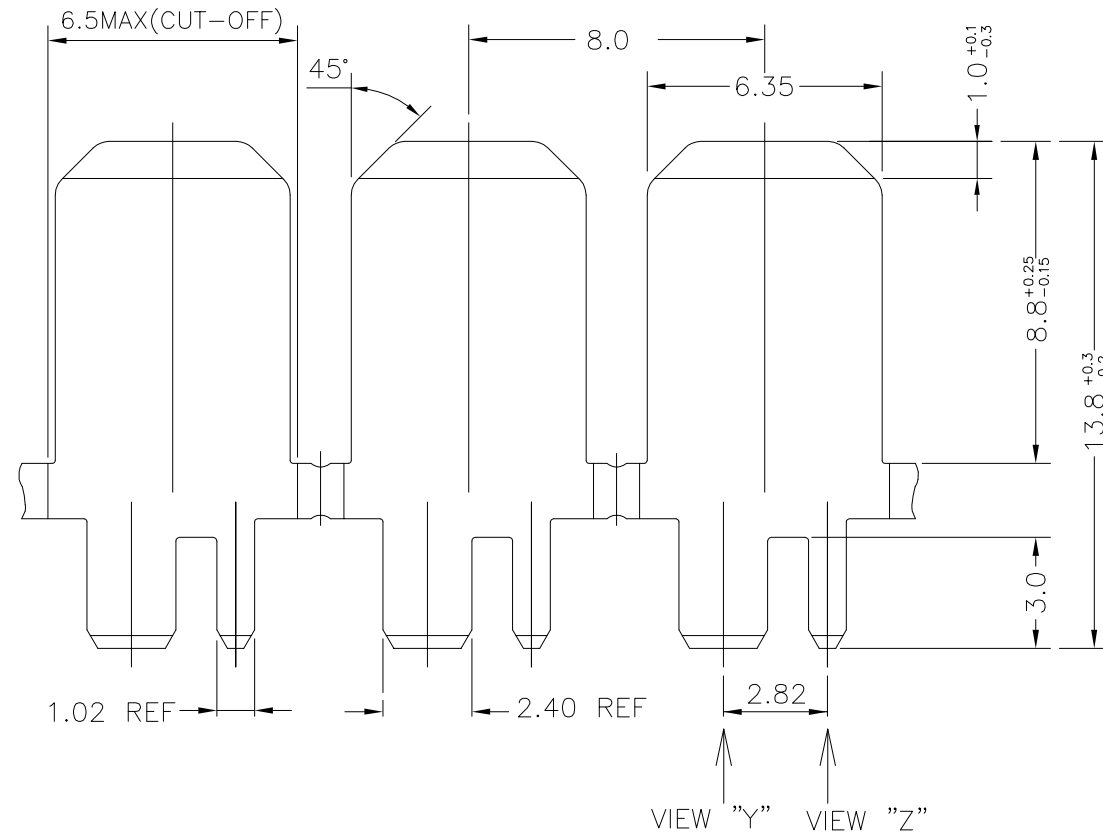
3

2

1

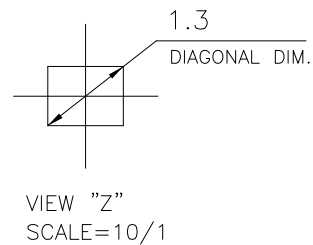
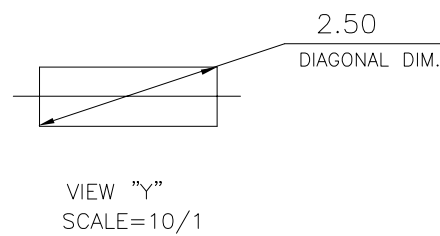
THIS DRAWING IS UNPUBLISHED. RELEASED FOR PUBLICATION  
© COPYRIGHT BY TYCO ELECTRONICS CORPORATION. ALL RIGHTS RESERVED.

LOC	DIST	REVISIONS					
		P	LTR	DESCRIPTION	DATE	DWN	APVD
DS	-		F1	REVISED (ECR-13-015583)	07,OCT,'13	HS	JK
			F2	REVISED (ECR-16-000768)	19,MAY,'16	SY	YJ
			F3	REVISED (ECR-16-014199)	07,OCT,'16	SY	YJ



NOTE

- 1. RECOMMENDED PCB HOLE SIZE : SLOT 2.5X0.96, DIA. φ1.3
- 2. MOUNTING TECHNOLOGY : SOLDER TYPE



FINISH	MATERIAL	Q'TY/REEL	OUT BOX TYPE	PART NUMBER
PRE-TINNED	BRASS C2600R	15M/24"(P)	CARTON	2-85044-4
PRE-TINNED	BRASS C2600R	20M/24"(P)	CART	85044-4
POST-TIN PLATING	BRASS C2600R	10M/24"	CARTON	1-85044-3

THIS DRAWING IS A CONTROLLED DOCUMENT FOR TYCO ELECTRONICS CORPORATION IT IS SUBJECT TO CHANGE AND THE CONTROLLING ENGINEERING ORGANIZATION SHOULD BE CONTACTED FOR THE LATEST REVISION.

DIMENSIONS: MM DIMENSIONS APPLY BEFORE PLATING	TOLERANCES UNLESS OTHERWISE SPECIFIED: 0 <XX<10 ± 0.2 10<XX<30 ± 0.25 30<XX<100 ± 0.3 ANGLES ± 3°	DWN SY SONG CHK CM PARK APVD YJ YOUN PRODUCT SPEC - APPLICATION SPEC - WEIGHT -	TE Connectivity NAME TAB 6.35mm P.C.B	
MATERIAL SEE TABLE	FINISH SEE TABLE	CUSTOMER DRAWING	SIZE A3	CAGE CODE 00779
		DRAWING NO C-8 5 0 4 4	RESTRICTED TO -	
		SCALE 5/1	SHEET 1 OF 1	REV F3