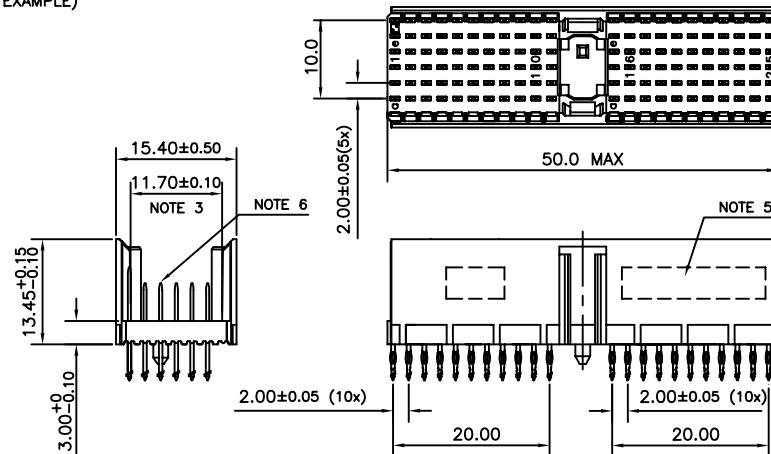


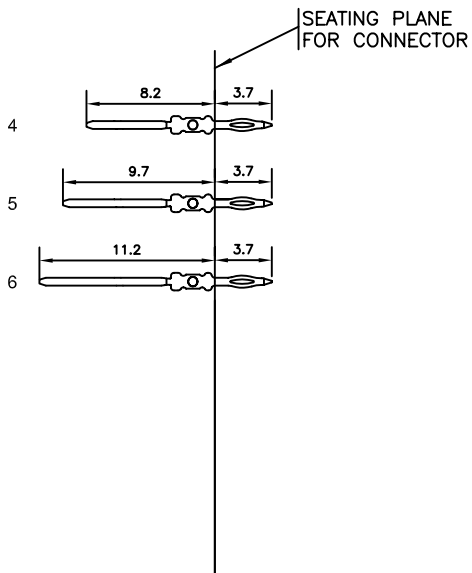
LOADING PATTERN MATING SIDE

f	6	6	6	6	6	6	6	6	6	6	6	6	6	6	6	6	6	0	0	0
e	4	4	5	5	5	5	5	5	5	5	5	5	5	5	5	4	4	5	6	6
d	5	5	5	5	5	5	5	5	5	5	5	5	5	5	5	5	5	5	5	5
c	5	6	5	6	5	6	5	6	5	6	5	6	5	6	5	5	4	4	4	4
b	5	5	5	5	5	5	5	5	5	5	5	5	5	5	5	5	5	5	5	5
a	4	4	5	5	5	5	5	5	5	5	5	5	5	4	4	5	6	5	4	4
z	0	0	0	0	0	0	0	0	0	0	0	0	0	0	0	0	0	0	0	0
P	0	0	0	0	0	0	0	0	0	0	0	0	0	0	0	0	0	0	0	0
S	1	5	0	5	0	5	0	5	0	5	0	5	0	5	0	5	0	5	0	5

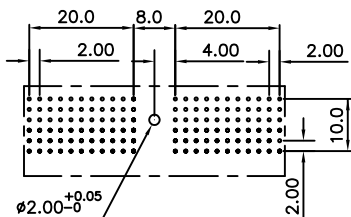
LOADED CONNECTOR ASSEMBLY (FOR EXAMPLE)



CONTACT OVERVIEW



LAY-OUT P.C.B.-HOLE



HM2P07PDP345 LEAD FREE INDICATOR : LF = LEAD FREE (DIGIT 15 & 16)  
 PLATING CODE (DIGIT 13 AND 14) (REF DRW NO. BS,C , 201844 , 003)

NOTES

- THIS PRODUCT IS CSA APPROVED.
  - THIS PRODUCT IS UL RECOGNIZED.
  - MEASURED AT THE BOTTOM.
  - MATERIAL CONTACT: PHOSPHORBRONZE  
HOUSING: CREAM WHITE GLASS FILLED POLYESTER UL-94V0
  - CONNECTOR PRINTED WITH P/N AND DATE CODE.
  - FOR ACTUAL CONTACT LOADINGS, SEE LOADING PATTERN MATING SIDE.
  - SHAPE OF CONNECTOR HOUSING CAN ALTER DEPENDING ON PRODUCTION LOCATION
  - THE PRODUCT (LF) MEETS EUROPEAN UNION DIRECTIVES AND OTHER COUNTRY REGULATIONS AS DESCRIBED IN GS-22-008
  - FOR RECOMMENDED PTH DIMENSIONS REFER DRAWING : BS, A , 201572 , 001
- CATALOG NO: HM2P07PDP345----

mat'l. code		SEE NOTE 4		surface	ISO 1302	tolerance	ISO 406 ISO 1101	projection	product family	MILLIPACS		
ltr	ecn no	dr	date	tolerances unless otherwise specified				MM	title			
A	111-0158	MINI	2011-09-05	angles	linear	.0±0.2 .00±0.1			MPACS 5+2R STR HDR PF CONN TYPE A			
				0°±1°			scale					
				dr	MINI K VANDANATH	2011-09-05		FCI	dwg no		sheet 1 of 1	size
				enr	ALEX BABU	2011-09-05			BS, C ,203028,968		A3	
				chr	ALEX BABU	2011-09-05			type		Product Customer Drawing	
				appd	ALEX BABU	2011-09-05						
sheet index	revision	A	sheet	1								