

2132781-4 ✓ ACTIVE

Economy Power II

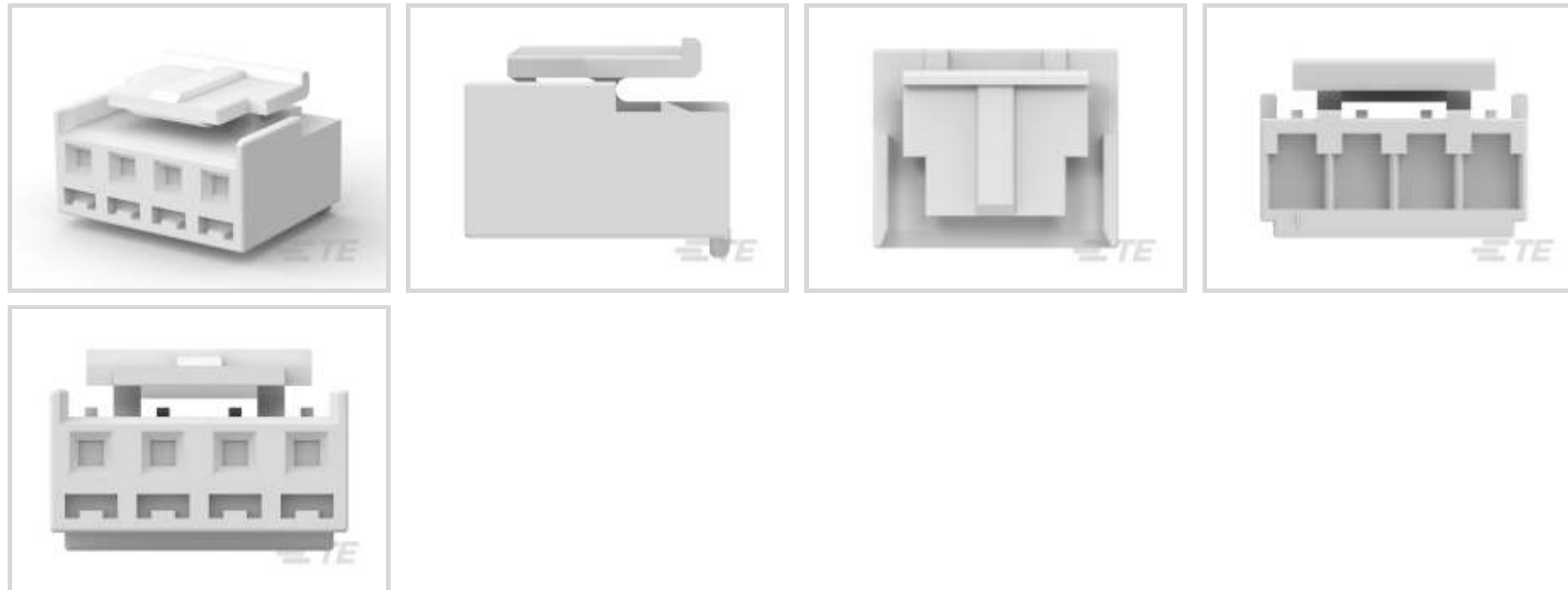
TE Internal #: 2132781-4

Rectangular Power Connectors, Housing, Receptacle, Wire-to-Board, 4 Position, 3.96 mm [.156 in] Centerline, Wire & Cable, UL 94V-0, Economy Power II

[View on TE.com >](#)



Connectors > Power Connectors > Rectangular Power > Rectangular Power Connectors



Rectangular Power Connector Type: **Housing**

Connector & Housing Type: **Receptacle**

Connector System: **Wire-to-Board**

Number of Positions: **4**

Centerline (Pitch): **3.96 mm [.156 in]**

Features

Product Type Features

Rectangular Power Connector Type	Housing
Connector & Housing Type	Receptacle
Connector System	Wire-to-Board
Sealable	No
Connector & Contact Terminates To	Wire & Cable

Configuration Features

Number of Positions	4
Number of Rows	1

Electrical Characteristics

Operating Voltage	600 VAC
-------------------	---------

Contact Features

Contact Layout	Inline
Contact Base Material	Phosphor Bronze
Contact Retention Within Housing	Without



Contact Type	Receptacle
--------------	------------

Termination Features

Termination Method to Wire & Cable	Crimp
------------------------------------	-------

Mechanical Attachment

Strain Relief	Without
---------------	---------

Mating Retention	With
------------------	------

Mating Alignment	With
------------------	------

Panel Mount Feature	Without
---------------------	---------

PCB Mount Retention	Without
---------------------	---------

Mating Retention Type	Latch, Locking Latch
-----------------------	----------------------

Connector Mounting Type	Cable Mount (Free-Hanging)
-------------------------	----------------------------

Housing Features

Centerline (Pitch)	3.96 mm [.156 in]
--------------------	-------------------

Housing Color	Natural
---------------	---------

Housing Material	Nylon
------------------	-------

Dimensions

Connector Height	11 mm [.433 in]
------------------	-----------------

Product Width	13.3 mm [.524 in]
---------------	-------------------

Product Length	13.3 mm [.523 in]
----------------	-------------------

Compatible Insulation Diameter Range	1.7 – 3 mm [.067 – .118 in]
--------------------------------------	-----------------------------

Usage Conditions

Operating Temperature Range	-55 – 105 °C [-67 – 221 °F]
-----------------------------	-----------------------------

Operation/Application

Circuit Application	Power & Signal
---------------------	----------------

Industry Standards

UL Flammability Rating	UL 94V-0
------------------------	----------

Glow Wire Rating	Standard Part - Not Glow Wire
------------------	-------------------------------

Packaging Features

Packaging Quantity	1000
--------------------	------

Packaging Method	Bag
------------------	-----



Product Compliance

For compliance documentation, visit the product page on TE.com>

EU RoHS Directive 2011/65/EU	Compliant
EU ELV Directive 2000/53/EC	Compliant
China RoHS 2 Directive MIIT Order No 32, 2016	No Restricted Materials Above Threshold
EU REACH Regulation (EC) No. 1907/2006	Current ECHA Candidate List: JUNE 2023 (235) Candidate List Declared Against: JUNE 2023 (235) Does not contain REACH SVHC
Halogen Content	Not Low Halogen - contains Br or Cl > 900 ppm.
Solder Process Capability	Not applicable for solder process capability

Product Compliance Disclaimer

This information is provided based on reasonable inquiry of our suppliers and represents our current actual knowledge based on the information they provided. This information is subject to change. The part numbers that TE has identified as EU RoHS compliant have a maximum concentration of 0.1% by weight in homogenous materials for lead, hexavalent chromium, mercury, PBB, PBDE, DBP, BBP, DEHP, DIBP, and 0.01% for cadmium, or qualify for an exemption to these limits as defined in the Annexes of Directive 2011/65/EU (RoHS2). Finished electrical and electronic equipment products will be CE marked as required by Directive 2011/65/EU. Components may not be CE marked. Additionally, the part numbers that TE has identified as EU ELV compliant have a maximum concentration of 0.1% by weight in homogenous materials for lead, hexavalent chromium, and mercury, and 0.01% for cadmium, or qualify for an exemption to these limits as defined in the Annexes of Directive 2000/53/EC (ELV). Regarding the REACH Regulation, the information TE provides on SVHC in articles for this part number is based on the latest European Chemicals Agency (ECHA) 'Guidance on requirements for substances in articles' posted at this URL: <https://echa.europa.eu/guidance-documents/guidance-on-reach>

Compatible Parts

 <p>TE Part # 1744057-4 3.96 EP HDR ASSY 4P W/PEGS</p>	 <p>TE Part # 1877285-4 04P EP SHRD HDR ASMY, WHITE</p>	 <p>TE Part # 1744494-4 04P EP-II HOUSING, YELLOW</p>	 <p>TE Part # 1744427-4 EP Header Asy,Shrouded,4 Pos, GW</p>
 <p>TE Part # 1744544-4 EP II TPA 04P, BLACK</p>	 <p>TE Part # 2-1565036-4 EP CONN.HDR ASSY 4/5POS-W/O NO.4</p>	 <p>TE Part # 3-1565036-4 EP CONN.HDR ASSY 4/5POS-W/O NO.4</p>	 <p>TE Part # 5-1565036-4 EP CONN.HDR ASSY 4/5POS-W/O NO.4</p>



TE Part # 1-2316953-4
04P EP.200 CL HDR ASSY VRT,NO PIN 1,3



TE Part # 2312042-5
EP II HSG, 5POS.,GLOW WIRE




TE Part # 7-1123722-4
3.96 EP PLUG HSG 4P(NATURAL)

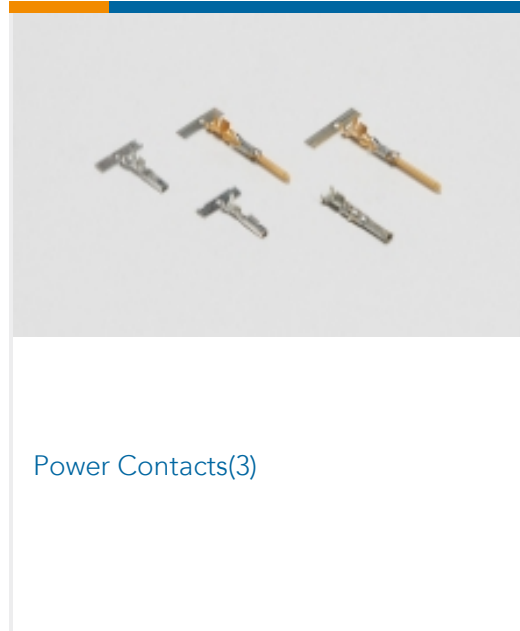
Also in the Series | Economy Power II



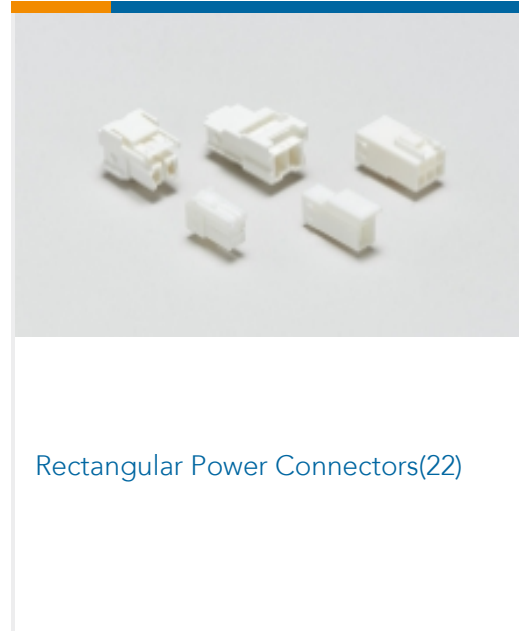
PCB Headers & Receptacles(2)



PCB Latches, Locks & Retainers(10)



Power Contacts(3)



Rectangular Power Connectors(22)

Customers Also Bought



TE Part #917689-1
2.5 SIGNAL D/LOCK PLUG HSG 5P



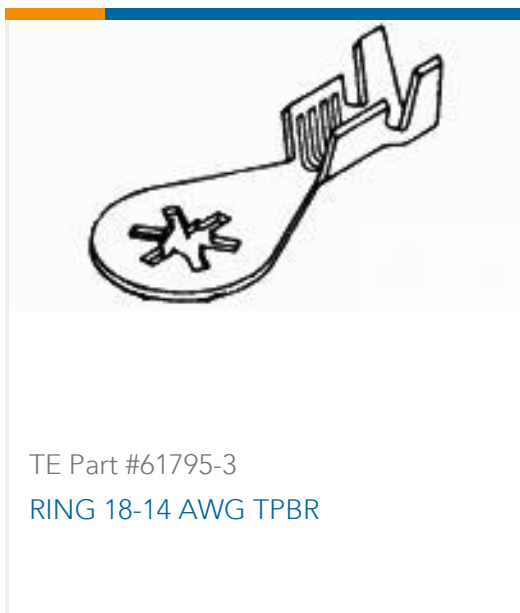
TE Part #2-324015-1
TERMINAL,PIDG SPD FLG 12-10 10



TE Part #61769-1
SPLICE 1200-2600 .020 BR



TE Part #917701-1
2.5 SIGNAL DBL LOCK DLP 5P



TE Part #61795-3
RING 18-14 AWG TPBR



TE Part #2132781-2
02P EP-II HOUSING, NATURAL



TE Part #521632-2
ULTRA-POD 250 ASSY REC 18-14 AWG TPBR



TE Part #5-146282-8
08 MODII HDR SRST B/A .100CL



TE Part #2232900-6
ECONOMY POWER TPA RETAINER



Documents

Product Drawings

04P EP-II HOUSING, NATURAL

English

CAD Files

3D PDF

3D

Customer View Model

[ENG_CVM_CVM_2132781-4_E.2d_dxf.zip](#)

English

Customer View Model

[ENG_CVM_CVM_2132781-4_E.3d_igs.zip](#)

English

Customer View Model

[ENG_CVM_CVM_2132781-4_E.3d_stp.zip](#)

English

By downloading the CAD file I accept and agree to the [Terms and Conditions](#) of use.

Datasheets & Catalog Pages

1-1773885-9 Economy Power Connectors

English

7-1773458-5_ECONOMY_POWER_QRG

English

7-1773461-5_EPII_CONNECTOR_TPA_DEVICE

English

Product Specifications

Application Specification

English

Agency Approvals

UL Report

English