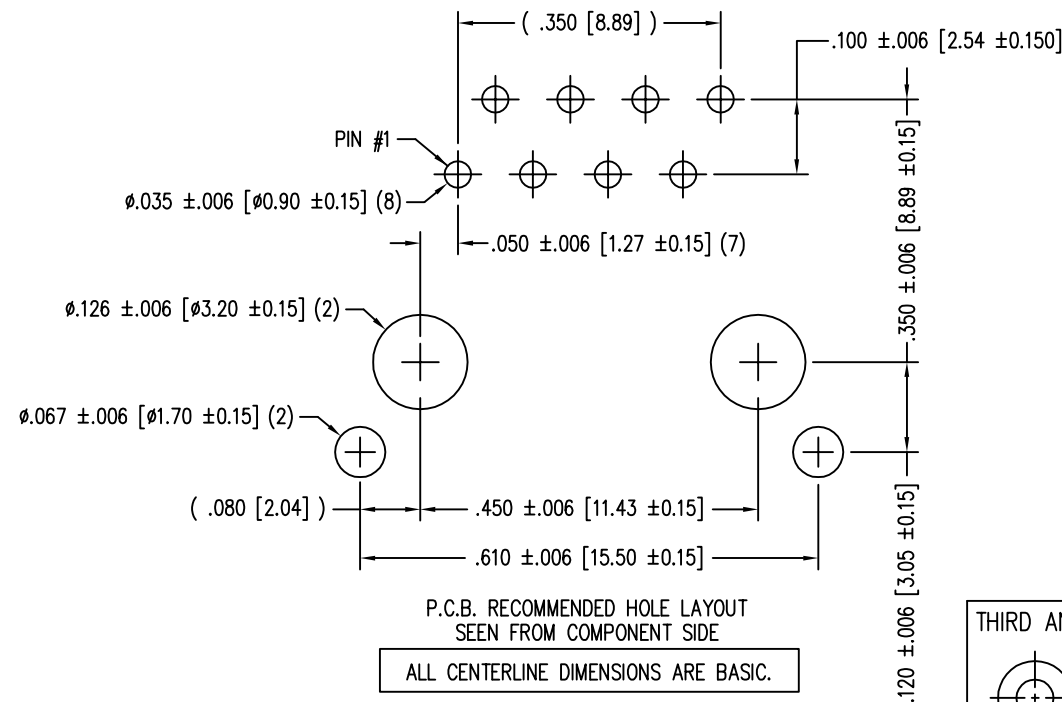
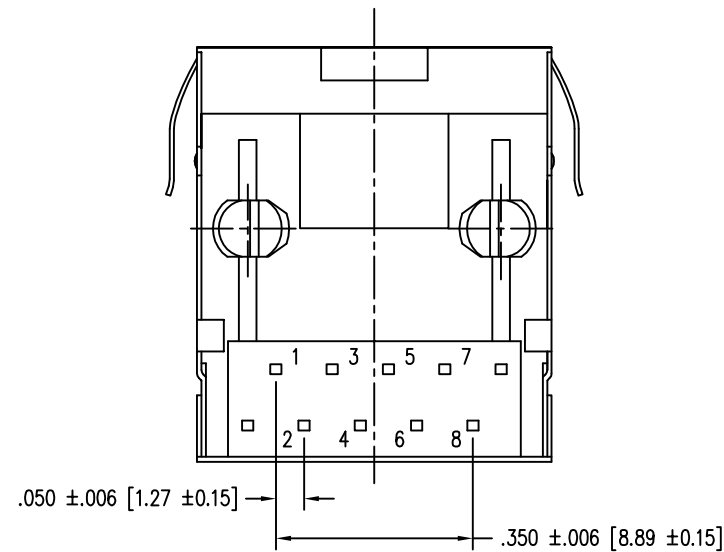
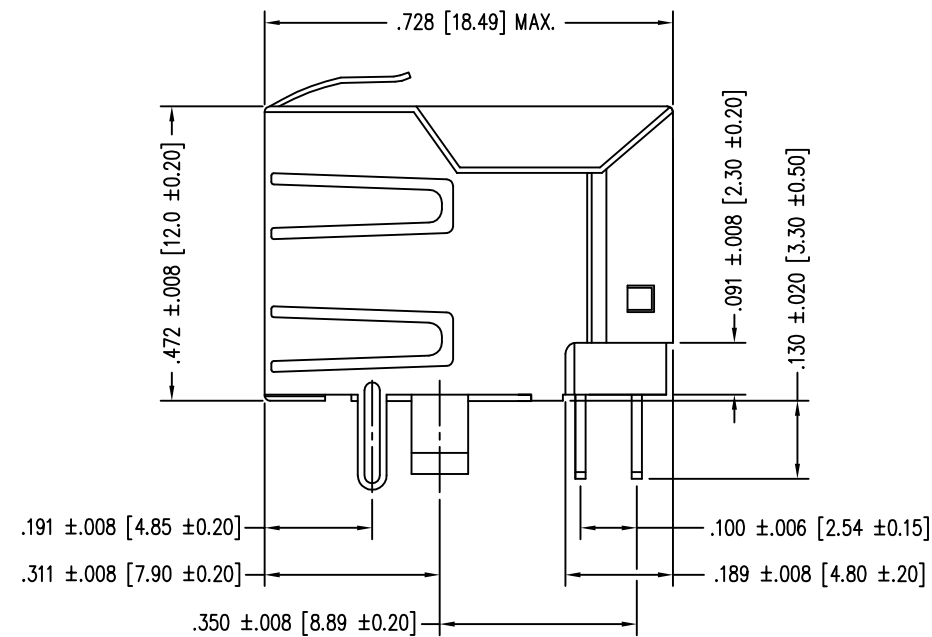
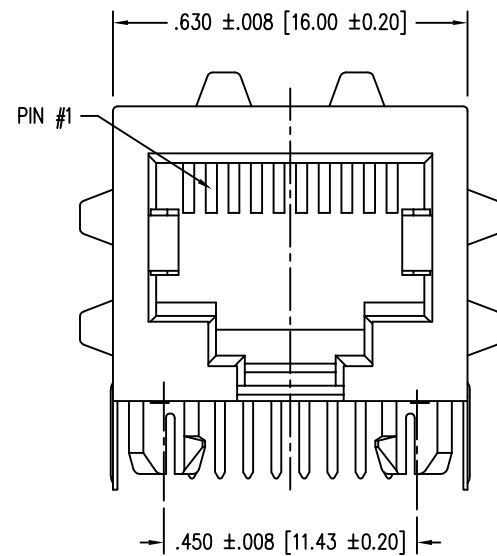


DATE	REV	ECN	APP'D. BY
1-15-15	A3	10206	TRM
3-16-16	A4	10627	TRM



- NOTES:
- CONNECTOR MATERIALS:
HOUSING: HI-TEMP, UL94 V-0
CONTACTS/SHIELD: COPPER ALLOY
SHIELD PLATING: NICKEL
CONTACT PLATING: SELECTIVE GOLD IN CONTACT AREA
SEE CHART FOR PART NUMBER
 - FOR PRODUCT SPECIFICATIONS SEE PR022-01.
 - RATED AT MAX. 260°C FOR MAX. 10 SECS.
 - DIMENSIONS AND TOLERANCES COMPLY WITH TIA-1096 STANDARD.

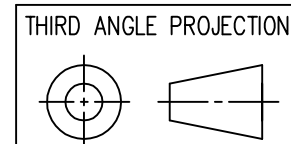
30 MICRO-INCHES [0.76um]	SS70100-041F
CONTACT PLATING IN MATING AREA	PART NUMBER

B

B

A

A



1118 Susquehanna Trail South
Glen Rock, PA 17327-9199
(717) 235-7512
<http://www.stewartconnector.com>

DO NOT SCALE DRAWING
DRAWING IS SUBJECT TO CHANGE WITHOUT NOTICE

TITLE: EIGHT CONTACT, TEN POSITION SHIELDED MICRO JACK WITH TOP, SIDE AND BOTTOM PANEL GROUNDS

DIMENSIONS: INCHES [METRIC]
UNLESS OTHERWISE SPECIFIED TOLERANCES ARE ±.005 [0.13] ANGLES ARE ± 1°

THIS DRAWING AND THE SUBJECT MATTER SHOWN THEREON ARE CONFIDENTIAL AND THE PROPRIETARY PROPERTY OF STEWART CONNECTOR AND SHALL NOT BE REPRODUCED, COPIED, OR USED IN ANY MANNER WITHOUT PRIOR WRITTEN CONSENT OF STEWART CONNECTOR. ONE OR MORE U.S. PATENTS MAY APPLY TO THIS PRODUCT. FOR DETAILS, PLEASE VISIT: [HTTP://BELFUSE.COM/STEWART/STEWART_PATENTS/](http://BELFUSE.COM/STEWART/STEWART_PATENTS/)

DRN BY:	TRM	DATE	9-10-09
APPD BY:	DHG	DATE	9-10-09
DWG NO.	CT700058F	REV.	A4

SHEET NO. 1 OF 1

