

Double-level terminal block - PTTBS 2,5-PV - 3210211

Please be informed that the data shown in this PDF Document is generated from our Online Catalog. Please find the complete data in the user's documentation. Our General Terms of Use for Downloads are valid (<http://phoenixcontact.com/download>)



Double-level terminal block, Cross section: 0.14 mm² - 4 mm², AWG: 26 - 12, Connection type: Push-in connection, Width: 5.2 mm, Color: gray, Mounting type: NS 35/7,5, NS 35/15

Product Features

- The Push-in connection terminal blocks are characterized by the system features of the CLIPLINE complete system and by easy and tool-free wiring of conductors with ferrules or solid conductors
- The compact design and front connection enable wiring in a confined space
- In addition to the testing facility in the double function shaft, all terminal blocks provide an additional test connection



Key Commercial Data

Packing unit	1 pc
Minimum order quantity	50 pc
Weight per Piece (excluding packing)	14.78 g
Custom tariff number	85369010
Country of origin	Poland

Technical data

General

Number of levels	2
Number of connections	4
Nominal cross section	2.5 mm ²
Color	gray
Insulating material	PA
Inflammability class according to UL 94	V0
Rated surge voltage	6 kV
Pollution degree	3
Surge voltage category	III
Insulating material group	I

Double-level terminal block - PTTBS 2,5-PV - 3210211

Technical data

General

Connection in acc. with standard	IEC 60947-7-1
Current	26 A
Additional text	(for 4 mm ² conductor cross section) The total current of all connected conductors must not exceed the maximum load current.
Nominal current I _N	22 A
Nominal voltage U _N	500 V
Open side panel	ja
Shock protection test specification	DIN EN 50274 (VDE 0660-514):2002-11
Back of the hand protection	guaranteed
Finger protection	guaranteed
Surge voltage test setpoint	7.3 kV
Result of surge voltage test	Test passed
Power frequency withstand voltage setpoint	1.89 kV
Result of power-frequency withstand voltage test	Test passed
Checking the mechanical stability of terminal points (5 x conductor connection)	Test passed
Bending test rotation speed	10 rpm
Bending test turns	135
Bending test conductor cross section/weight	0.14 mm ² / 0.2 kg
	2.5 mm ² / 0.7 kg
	4 mm ² / 0.9 kg
Result of bending test	Test passed
Conductor cross section tensile test	0.14 mm ²
Tractive force setpoint	10 N
Conductor cross section tensile test	2.5 mm ²
Tractive force setpoint	50 N
Conductor cross section tensile test	4 mm ²
Tractive force setpoint	60 N
Tensile test result	Test passed
Tight fit on carrier	NS 35
Setpoint	1 N
Result of tight fit test	Test passed
Requirements, voltage drop	≤ 3.2 mV
Result of voltage drop test	Test passed
Temperature-rise test	Test passed
Conductor cross section short circuit testing	2.5 mm ²
Short-time current	0.3 kA
Conductor cross section short circuit testing	4 mm ²

Double-level terminal block - PTTBS 2,5-PV - 3210211

Technical data

General

Short-time current	0.48 kA
Short circuit stability result	Test passed
Ageing test for screwless modular terminal block temperature cycles	192
Result of aging test	Test passed
Proof of thermal characteristics (needle flame) effective duration	30 s
Result of thermal test	Test passed
Test specification, oscillation, broadband noise	DIN EN 50155 (VDE 0115-200):2008-03
Test spectrum	Service life test category 1, class B, body mounted
Test frequency	$f_1 = 5 \text{ Hz}$ to $f_2 = 150 \text{ Hz}$
ASD level	$0.964 \text{ (m/s}^2\text{)}^2\text{/Hz}$
Acceleration	0.58 g
Test duration per axis	5 h
Test directions	X-, Y- and Z-axis
Oscillation, broadband noise test result	Test passed
Test specification, shock test	DIN EN 50155 (VDE 0115-200):2008-03
Shock form	Half-sine
Acceleration	5 g
Shock duration	30 ms
Number of shocks per direction	3
Test directions	X-, Y- and Z-axis (pos. and neg.)
Shock test result	Test passed
Temperature index, insulating material (DIN EN 60216-1 (VDE 0304-21))	125 °C
Static insulating material application in cold	-60 °C

Dimensions

Width	5.2 mm
Length	78 mm
Height NS 35/7,5	55 mm
Height NS 35/15	62.5 mm

Connection data

Connection method	Push-in connection
Conductor cross section solid min.	0.14 mm ²
Conductor cross section solid max.	4 mm ²
Conductor cross section flexible min.	0.14 mm ²
Conductor cross section flexible max.	2.5 mm ²
Conductor cross section AWG min.	26
Conductor cross section AWG max.	12

Double-level terminal block - PTTBS 2,5-PV - 3210211

Technical data

Connection data

Conductor cross section flexible, with ferrule without plastic sleeve min.	0.14 mm ²
Conductor cross section flexible, with ferrule without plastic sleeve max.	2.5 mm ²
Conductor cross section flexible, with ferrule with plastic sleeve min.	0.14 mm ²
Conductor cross section flexible, with ferrule with plastic sleeve max.	2.5 mm ²
2 conductors with same cross section, stranded, TWIN ferrules with plastic sleeve, max.	0.5 mm ²
Minimum stripping length	8 mm
Maximum stripping length	10 mm
Internal cylindrical gage	A3

Classifications

eCl@ss

eCl@ss 4.0	27141121
eCl@ss 4.1	27141121
eCl@ss 5.0	27141120
eCl@ss 5.1	27141120
eCl@ss 6.0	27141120
eCl@ss 7.0	27141120
eCl@ss 8.0	27141120

ETIM

ETIM 2.0	EC000897
ETIM 3.0	EC000897
ETIM 4.0	EC000897
ETIM 5.0	EC000897

UNSPSC

UNSPSC 6.01	30211811
UNSPSC 7.0901	39121410
UNSPSC 11	39121410
UNSPSC 12.01	39121410
UNSPSC 13.2	39121410

Approvals

Approvals

Double-level terminal block - PTTBS 2,5-PV - 3210211

Approvals

Approvals

EAC / EAC / NK / NK / VDE Zeichengenehmigung / IECCEB Scheme

Ex Approvals

ATEX

Approvals submitted


Approval details

EAC


EAC

NK

NK

VDE Zeichengenehmigung 

mm ² /AWG/kcmil	0.2-2.5
Nominal current I _N	22 A
Nominal voltage U _N	500 V

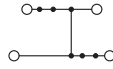
IECEE CB Scheme 

mm ² /AWG/kcmil	0.2-2.5
Nominal voltage U _N	500 V

Drawings

Double-level terminal block - PTTBS 2,5-PV - 3210211

Circuit diagram



Phoenix Contact 2015 © - all rights reserved
<http://www.phoenixcontact.com>