

NOTES:

1. MATERIALS AND FINISHES:
 BODY, BUSHING, HEX NUT - BRASS, SILVER PLATING
 CONTACT - PHOSPHOR BRONZE, GOLD PLATING
 INSULATOR - PTFE, NATURAL
 LOCK WASHER - PHOSPHOR BRONZE, SILVER PLATING
 FERRULE - COPPER, SILVER PLATING
 O-RING - SILICOEN RUBBER, RED
2. ELECTRICAL:
 A. IMPEDANCE: 50 OHM
 B. DIELECTRIC WITHSTANDING VOLTAGE: 1000 VRMS, MIN.
3. MECHANICAL:
 A. DURABILITY: 500 CYCLES MIN.
 B. TEMPERATURE RANGE: -65° C TO +165° C

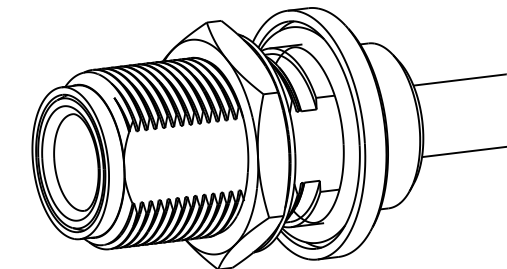
4. PACKAGING:
 A. QUANTITY: SINGLE PACK
 B. MARKING: BAG TO BE MARKED
 "AMPHENOL RF, 82-4438, AND DATE CODE"
5. CABLE ASSEMBLY INSTRUCTIONS:
 A. TRIM CABLE AS SHOWN.
 B. SLIDE FERRULE ONTO THE CABLE.
 C. SOLDER CABLE CENTER CONDUCTOR TO CENTER CONTACT.
 D. CRIMP WITH AMPHENOL TOOL 227-944 (M22520/1-14) AND DIE SET 227-1221-57 CLOSURE "B" (0.100 HEX).
 E. CRIMP WITH AMPHENOL TOOL 227-944 (M22520/5-57) AND DIE SET 227-1221-57 CLOSURE "A" (0.213 HEX).

6 SHOWS THE CABLE ENTRY DIMENSIONS.

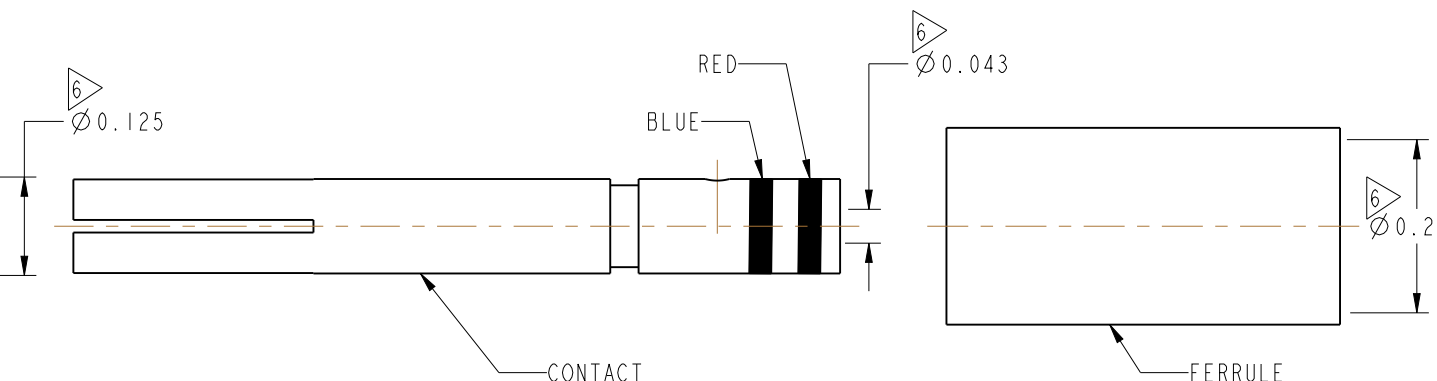
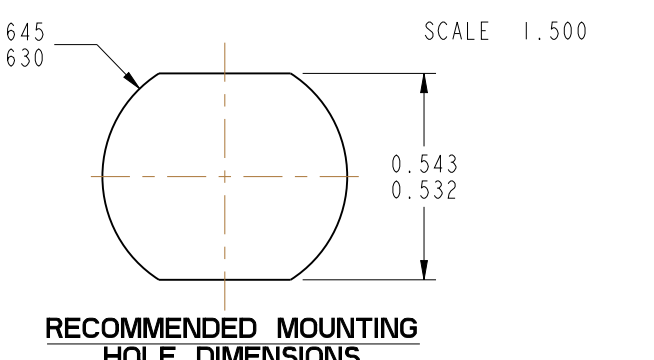
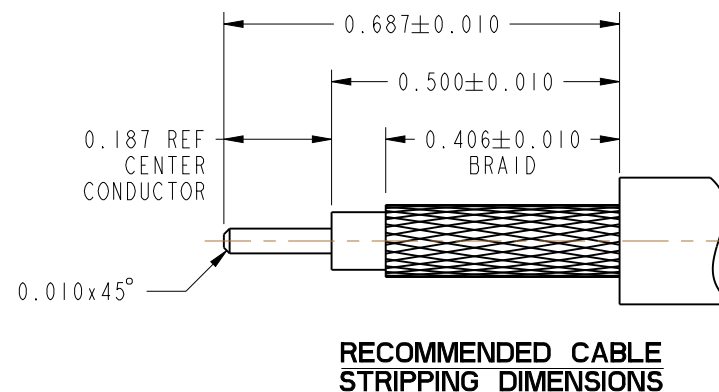
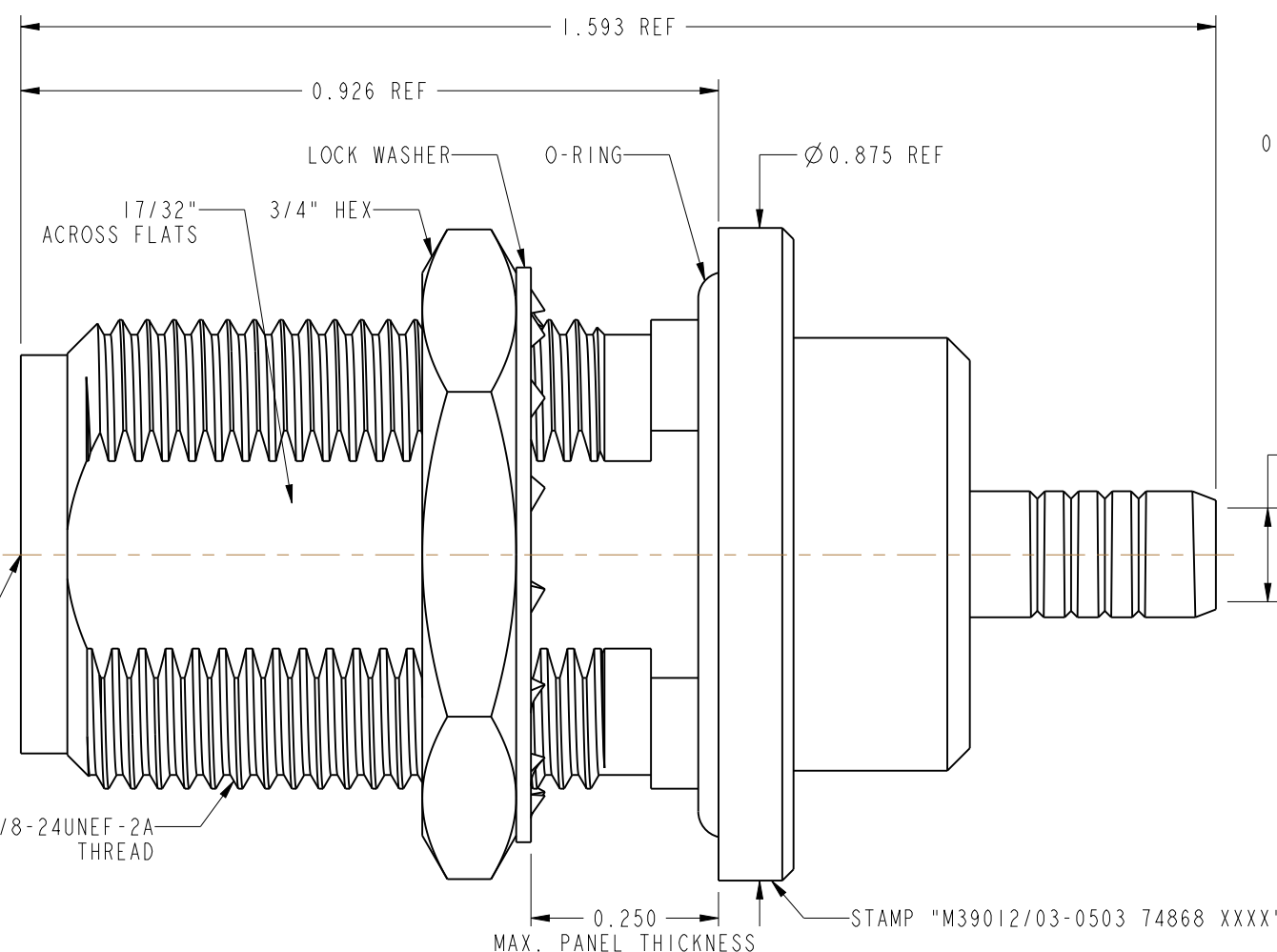
THIRD ANGLE PROJ.

REVISIONS

REV	DESCRIPTION	DATE	ECO	APPR
--	RELEASE TO MFG.	--	--	
T	COD SHEET ADDED	01-Oct-12	49251	MG
U	FORMAT UPDATED	7/11/16	00601	AAP



SCALE 1.500



THIS CONNECTOR IS COVERED BY U.S. PATENT 3,439,294 & 3,474,391

MIL-C-39012 INSPECTION

CUSTOMER OUTLINE DRAWING

ALL OTHER SHEETS ARE FOR INTERNAL USE ONLY

UNLESS OTHERWISE SPECIFIED, DIMENSIONS ARE IN INCHES AND TOLERANCES ARE: 2 PLACE DECIMAL ±.015 (0.381 mm) 3 PLACE DECIMAL ±.005 (0.127 mm) ANGLES ± 1°	MATERIAL	DRAWN	DATE	TITLE N STR BHD JACK MIL-CRIMP (CATEGORY D) FOR RG 142B/U & 400 CABLE		Amphenol RF www.amphenolrf.com
	SEE NOTES	A ARUN PRABU	30-Mar-16			
NOTICE - These drawings, specifications, or other data (1) are, and remain the property of Amphenol corp. (2) must be returned upon request; and (3) are confidential and not to be disclosed to any person other than those to whom they are given by Amphenol Corp. the furnishing of these drawings, specifications, or other data by Amphenol Corp., or to any other person to anyone for any purpose is not to be regarded by implication or otherwise in any manner licensing, granting rights to permitting such holder or any other person to manufacture, use or sell any product, process or design, patented or otherwise, that may in any way be related to or disclosed by said drawings, specifications, or other data.	REFERENCE	ENGINEER	DATE	SCALE: 4.1:1.0 SHEET 2 OF 2		DRAWING NO.82-4438
	DOR 311671-51 AND MIL-C-39012/03-0503	K. CAPOZZI	05-Sep-12			
	CONFIGURATION LEVEL: In Work	APPROVED	DATE		DWG SIZE	REV
FINISH		K. CAPOZZI	9/12/12	B	U	PART NO.82-4438