SC52LC

SMD POWER INDUCTORS



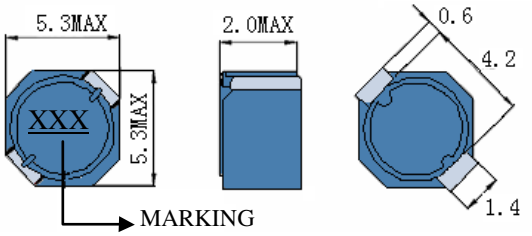

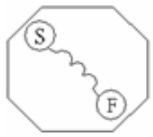

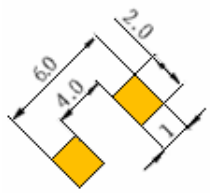

- Features

1. Magnetically shielded construction
2 Excellent Power Density
3 Engineered to Provide High Efficiency

ELECTRICAL CHARACTERISTICS

Part Number	Inductance (uH) (1)	Test Frequency	DC Resistance (Ω MAX) (2)	Saturation Current (3) (A)	Temperature Current (4) (A)
SC52LC-1R2	1.2	100KHZ	44m	2.15	3.30
SC52LC-2R2	2.2	100KHZ	59m	1.63	3.00
SC52LC-2R5	2.5	100KHZ	73m	1.34	2.10
SC52LC-4R7	4.7	100KHZ	87m	1.14	1.78
SC52LC-6R8	6.8	100KHZ	105m	0.95	1.60
SC52LC-100	10	100KHZ	150m	0.76	1.44
SC52LC-150	15	100KHZ	230m	0.63	1.16
SC52LC-220	22	100KHZ	320m	0.56	0.98
SC52LC-330	33	100KHZ	455m	0.44	0.78
SC52LC-470	47	100KHZ	730m	0.36	0.60
SC52LC-680	68	100KHZ	1.13	0.30	0.48
SC52LC-101	100	100KHZ	1.65	0.23	0.38

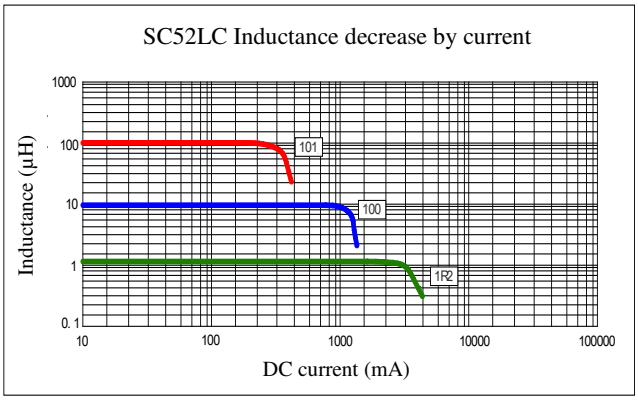

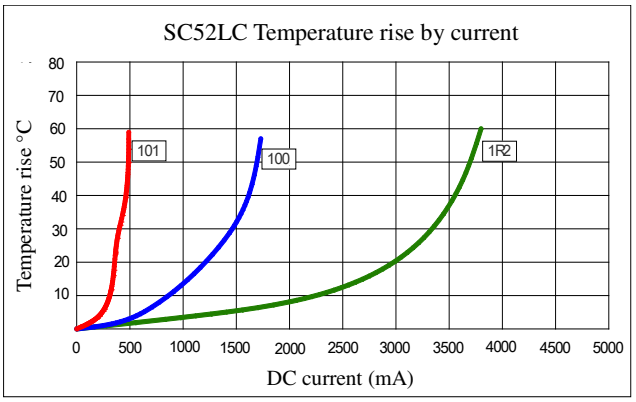

(1). Inductance tolerance for 1.2uH~6.8uH: ±30%, for 10uH~100uH: ±20%. Tested at 0.25V, 0ADC and 25℃
(2). DCR measured at 25℃.
(3). The DC current at which the inductance decreases by 30% from its initial value.
(4). The DC current that results in a 40℃ temperature rise from 25℃ambient.

Click here for QUANTITY PER REEL & PACKING INFORMATION

Custom versions available upon request.

© 2019 Signal Transformer –Specification subject to change without notice. 12.19

signal TRANSFORMER a bel group
belfuse.com/signal
128 Atlantic Avenue, Lynbrook, NY 11563
Toll Free 866-239-5777 • Tel 516-239-5777 • Fax 516-239-7208
Sales@signaltransformer.com • techhelp@signaltransformer.com