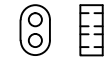
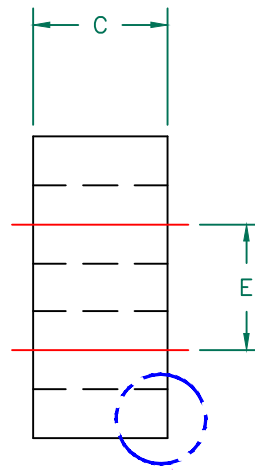
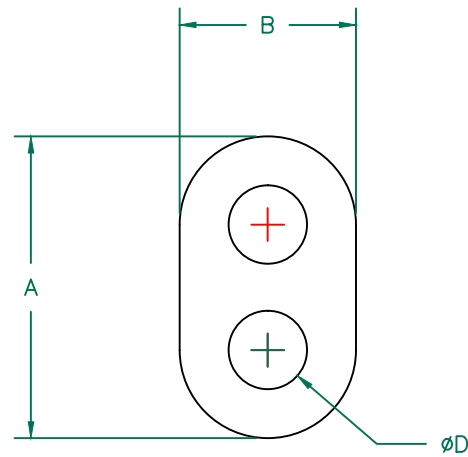


Scale Drawing



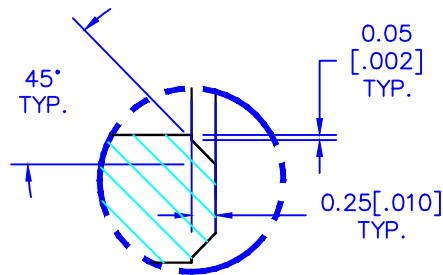
28N0277-200



ELECTRICAL TESTING

TEST	NET Z	NET Z
# TURNS	1 LOOP	1 LOOP
AWG	24	24
FREQUENCY	25 MHz	100 MHz
NOMINAL	32 Ω	57 Ω
MINIMUM	-	43 Ω
WEIGHT/K	0.3058 KGS	0.6743 LBS

DETAIL "A"



DETAIL "A"  
(TYP.)

NOTES: UNLESS OTHERWISE SPECIFIED

1. COSMETIC SPECIFICATION REFER TO WI-QA-038.



BARE CORE DIMENSIONS:

A	7.04 [.277]	±	0.25 [.010]
B	4.06 [.160]	±	0.13 [.005]
C	3.10 [.122]	±	0.25 [.010]
D	1.80 [.071]	±	0.13 [.005]
E	2.90 [.114]	±	0.13 [.005]

DIMENSIONS ARE IN mm [INCHES].				This print is the property of Laird Tech. and is loaned in confidence subject to return upon request and with the understanding that no copies shall be made without the written consent of Laird Tech. All rights to design or invention are reserved.		<b>Laird</b>	
PROJECT/PART NUMBER:				REV	PART TYPE:	DRAWN BY:	
28N0277-200				A	BALUN	WS	
DATE: 04/12/2020				SCALE: 6:1		MATERIAL:	
CAD # 28N0277-200-A				TOOL # N0277		FERRITE	
REV	DESCRIPTION	DATE	INT				
A	NEW RELEASE	04/12/2020	WS				