

NOTES:

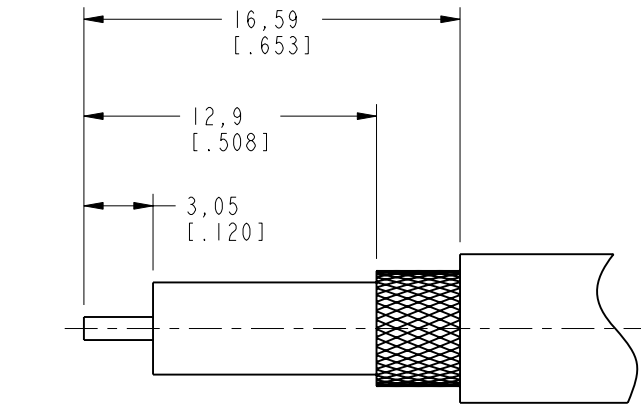
1. MATERIALS AND FINISHES:
 BODY - BRASS, NICKEL PLATING
 CONTACT - BERYLLIUM COPPER, SILVER PLATING
 INSULATOR - PTFE
2. ELECTRICAL:
 A. DIELECTRIC WITHSTANDING VOLTAGE: 1000 VRMS, MIN.
3. MECHANICAL:
 A. DURABILITY: 500 CYCLES MIN.
 B. TEMPERATURE RANGE: -65° C TO +165° C
4. PACKAGING:
 A. QUANTITY: SINGLE PACK IN BAG
 B. MARKING: BAG TO BE MARKED
 "AMPHENOLRF, 27075 AND DATE CODE"
 C. CONTACT, BRAID CRIMP, GASKET AND
 CRIMP NUT ARE PACKAGED LOOSE.

5 SHOWS CABLE ENTRY DIMENSION.

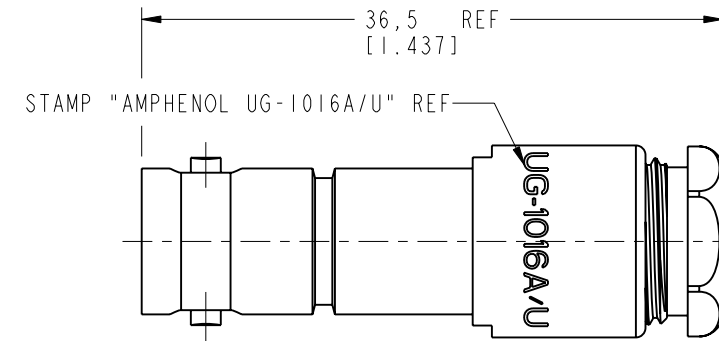
THIRD ANGLE PROJ.

REVISIONS

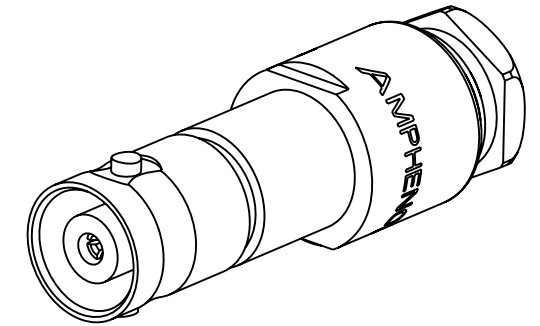
REV	DESCRIPTION	DATE	ECO	APPR
--	RELEASE TO MFG	-----	-----	-----
J	REDRAWN IN PRO-E, ADD COD & CABLE STRIP, STAMP 'AMPHENOL' WAS 74868/ RD-DM120314011	15-Mar-12	48995	SCOTT



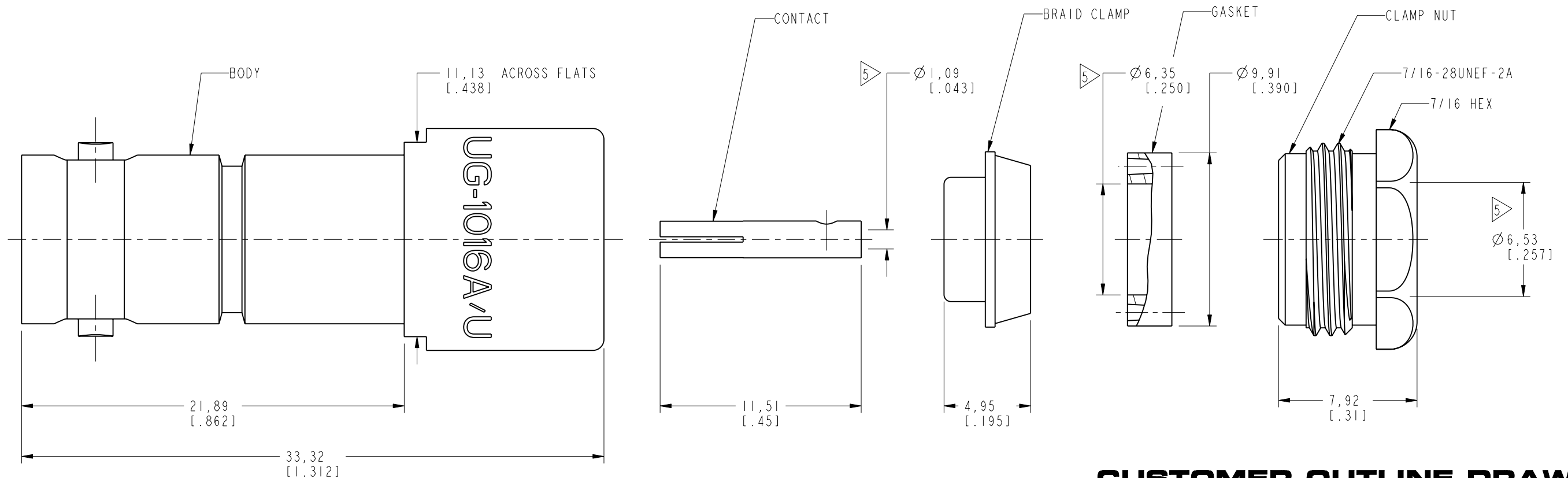
**RECOMMENDED
CABLE STRIPPING DIMENSIONS**



AFTER ASSEMBLING



SCALE 2.000



CUSTOMER OUTLINE DRAWING

ALL OTHER SHEETS ARE FOR INTERNAL USE ONLY

UNLESS OTHERWISE SPECIFIED, DIMENSIONS ARE IN METRIC AND TOLERANCES ARE: <0.5mm ±0.05mm 0.5 - 6mm ±0.1mm 6 - 30mm ±0.2mm 30 - 120mm ±0.3mm ANGLES ±1°	MATERIAL	DRAWN I.XU	DATE 13-Mar-12	TITLE MHV STRAIGHT JACK FOR RG59/U, 62/U CABLE		Amphenol RF Danbury CT USA, Tainan, Taiwan, Shenzhen, China www.amphenolrf.com
	REFERENCE EAR # AND	ENGINEER K.CAPOZZI	DATE 13-Mar-12			
NOTICE - These drawings, specifications, or other data (1) are, and remain the property of Amphenol corp. (2) must be returned upon request; and (3) are confidential and not to be disclosed to any person other than those to whom they are given by Amphenol Corp. the finishing of these drawings, specifications, or other data by Amphenol Corp., or to any other person to anyone for any purpose is not to be regarded by implication or otherwise in any manner licensing, granting rights to permitting such holder or any other person to manufacture, use or sell any product, process or design, patented or otherwise, that may in any way be related to or disclosed by said drawings, specifications, or other data.	CONFIGURATION LEVEL: <input type="checkbox"/> <input type="checkbox"/> <input type="checkbox"/>	APPROVED S.HSIEH	DATE 16-Mar-12	SCALE: 4.0:1.0	SHEET 2 OF 2	ITEM NO. 27075
	FINISH	CAD FILE	DWG SIZE B	REV J	PART NO. 27075	