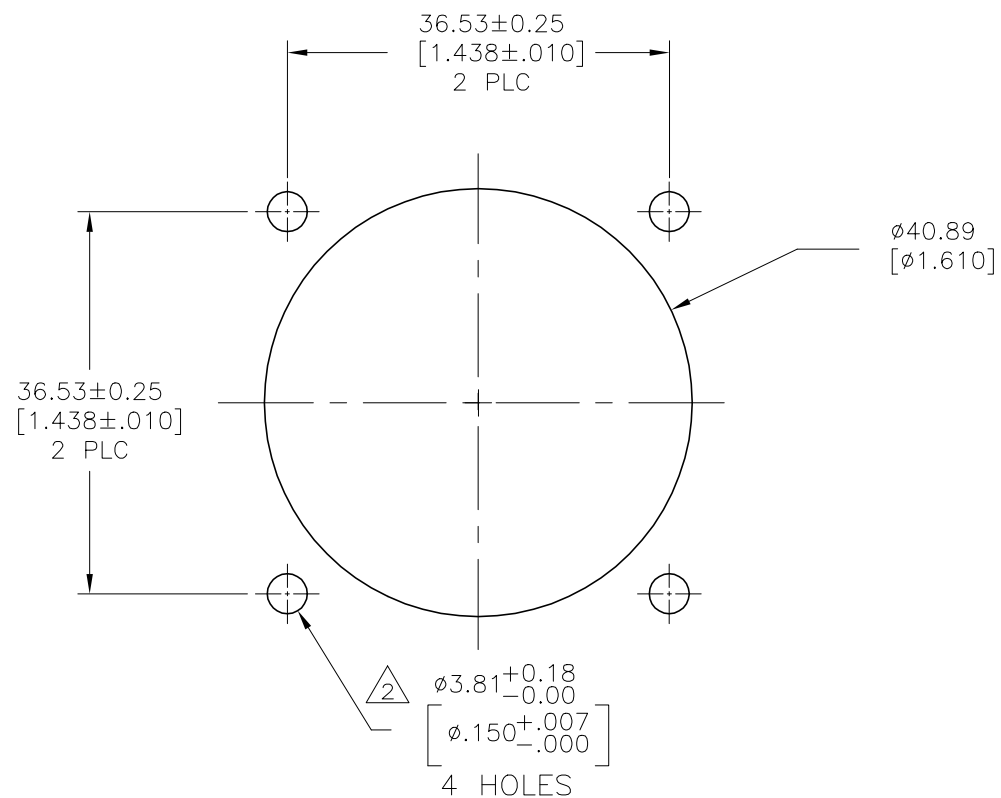
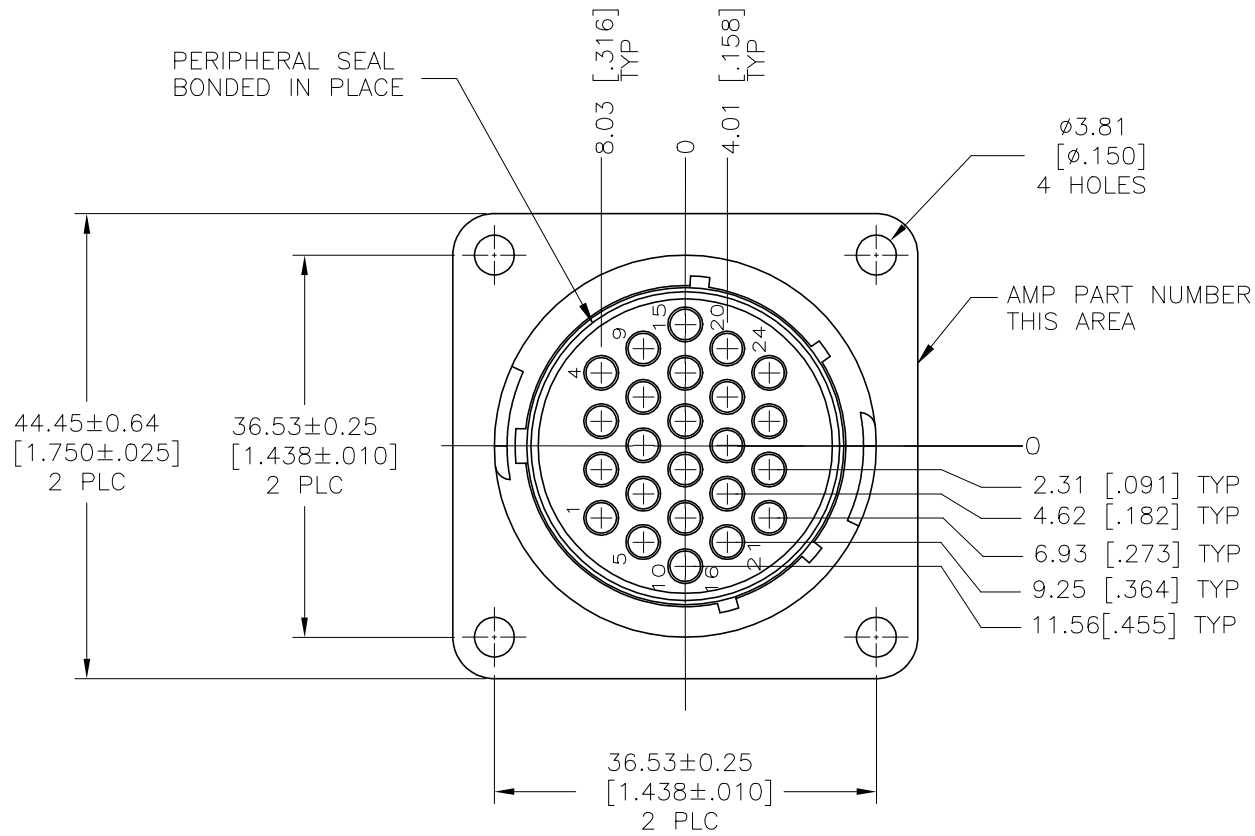
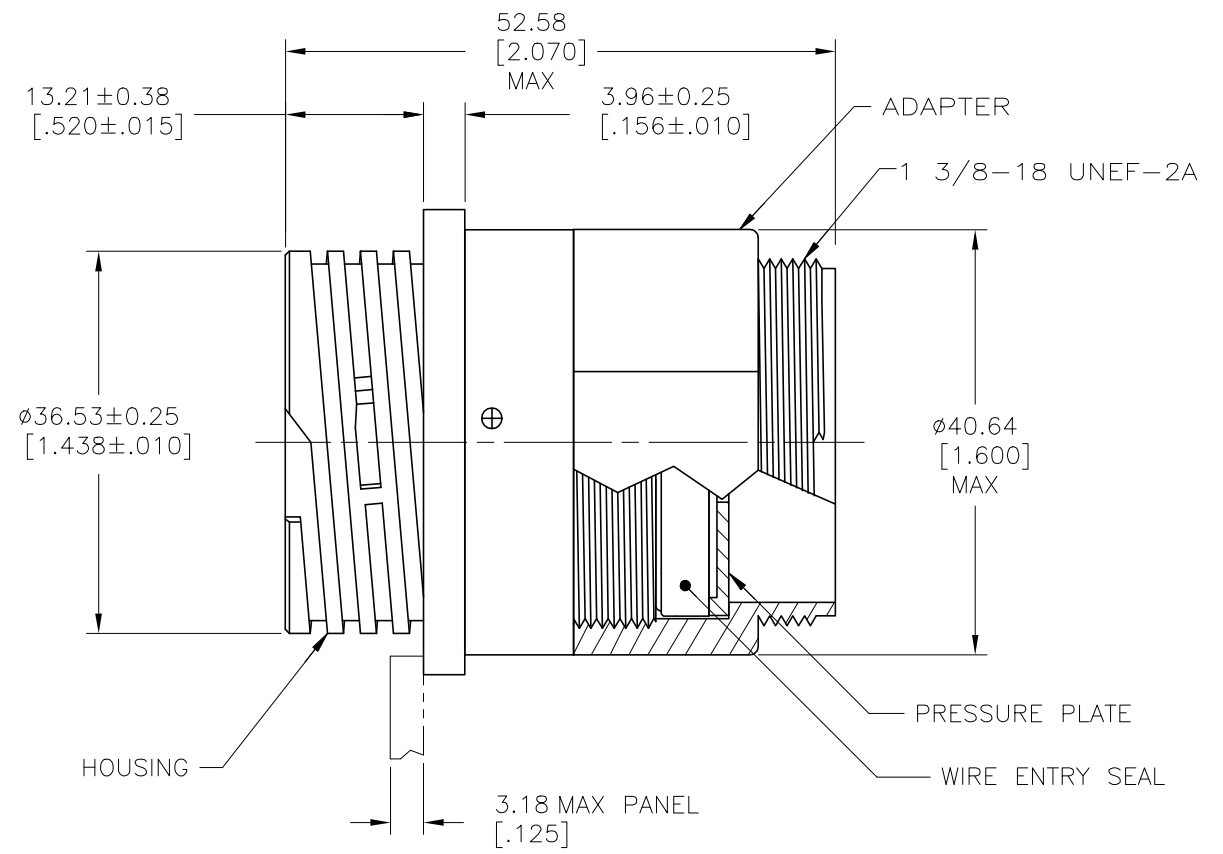


THIS DRAWING IS UNPUBLISHED. RELEASED FOR PUBLICATION
COPYRIGHT - By - ALL RIGHTS RESERVED.

REVISIONS				
P	LTR	DESCRIPTION	DATE	APVD
B		REVISED PER ECO-16-006380	17JUN2016	NK MZ
C		REVISED PER ECO-19-011232	06AUG2019	RS MZ



RECOMMENDED PANEL CUTOUT



- 1 HOUSING, ADAPTER AND PRESSURE PLATE: NYLON, BLACK. WIRE ENTRY SEAL: ELASTOMER, RED-IRON OXIDE. PERIPHERAL SEAL: ELASTOMER, BLACK.
- 2 NUMBER 4 FASTENERS RECOMMENDED FOR MOUNTING.
- 3 CONNECTOR WILL ACCEPT (24) MULTIMATE PIN CONTACTS.

1.65-2.54 [.065-.100]	796190-1
WIRE INSULATION DIAMETER RANGE	PART NUMBER

THIS DRAWING IS A CONTROLLED DOCUMENT.		DWN C.DORWART 16 JUL 98	STE TE Connectivity	
DIMENSIONS: mm [INCHES]		CHK K.DOWHOWER 10 AUG 99		
TOLERANCES UNLESS OTHERWISE SPECIFIED:		APVD K.DOWHOWER 10 AUG 99	NAME	
0 PLC ± -		PRODUCT SPEC	108-1579	
1 PLC ± -		APPLICATION SPEC	-	
2 PLC ± 0.13 [.005]		WEIGHT	-	
3 PLC ± -		SIZE	A2	
4 PLC ± -		CAGE CODE	00779	
ANGLES ± -		DRAWING NO	C=796190	
FINISH		RESTRICTED TO	-	
1		CUSTOMER DRAWING	SCALE	2:1
		SHEET	1 of 1	
		REV	C	