KYCON, Inc. 305 Digital Drive, Morgan Hill, CA 95037 (408)494-0330

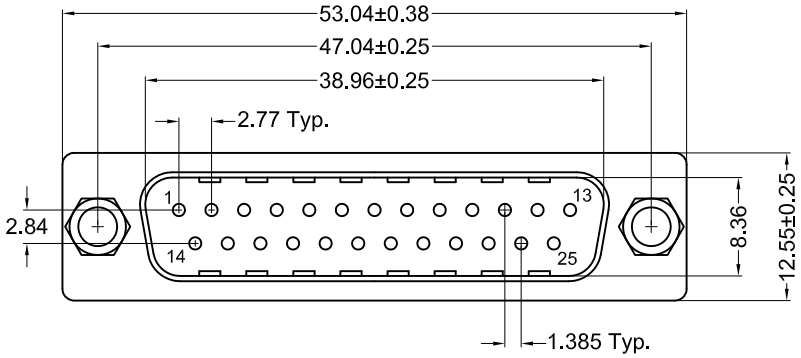

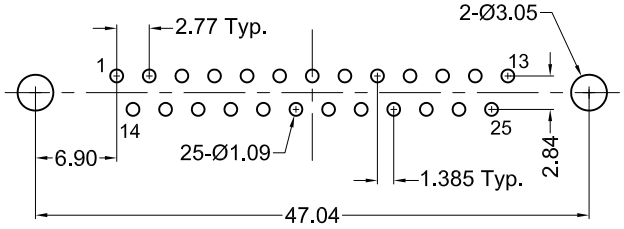

Recommended PCB Layout
(Top View)

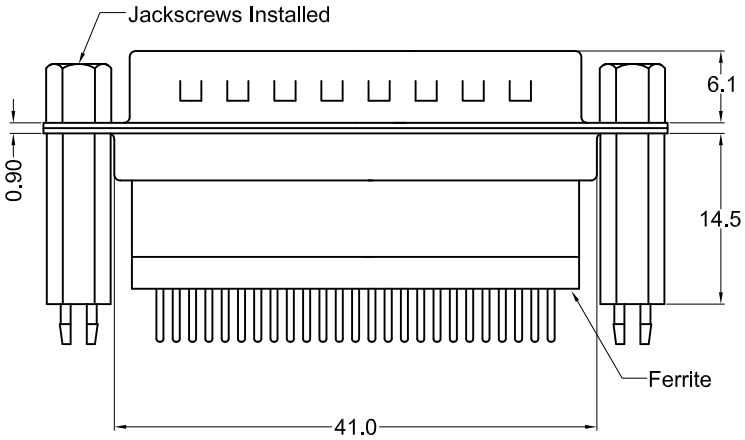

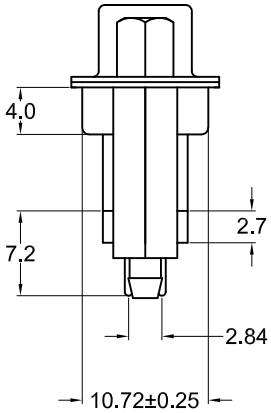

Material and Finish

Shell: Steel, Nickel plated

Insulator: PBT with glass-fiber reinforcement, UL 94V-0, color-black

Contact Material: Brass

Contact Plating Options:

Standard: gold flash on mating end, tin on termination end, nickel underplate on entire contact

15 Option: 15u" gold on mating end, tin on termination end, nickel underplate on entire contact

30 Option: 30u" gold on mating end, tin on termination end, nickel underplate on entire contact

Electrical Specifications

Rated Current: 2A

Rated Voltage: 30V RMS

Dielectric Withstanding Voltage: 1000 V (rms) AC for 1 minute

Insulation Resistance: more than 1000 Megohm at 500 V DC

Contact Resistance: 13 milliohm Max

Temperature Rating: -55°C to +105°C

Ordering Information	
Part Number	Contact Area Plating Finish
KF88X-BD-25P-BRJ	Gold Flash (standard option)
KF88X-BD-25P-BRJ15	15u" Gold (15 option)
KF88X-BD-25P-BRJ30	30u" Gold (30 option)

Ferrite Specifications	
Measured Value(OHM)	Test Frequency
20 MIN.	25 MHz.
50 MIN.	100 MHz.

RoHS COMPLIANT

C US LR78160

Tolerances
X.X ± 0.25
X.XX ± 0.15
Unless Stated Otherwise

REV.	DATE	DESCRIPTION	REV. BY	CHK. BY	DRAWN BY	DATE
A1	02/03/11	New Drawing	S. Vien	H. MA	S. Vien	06/01/10
A2	12/31/17	ECO #17-035	J. Elbanna	C. Furumasu		
					UNITS	
					mm	

KF88X-BD-25P-BRJ

Vertical D-Sub, 25 Position Male

Ferrite, Boardlocks, JS, RoHS Compliant

KYCON