

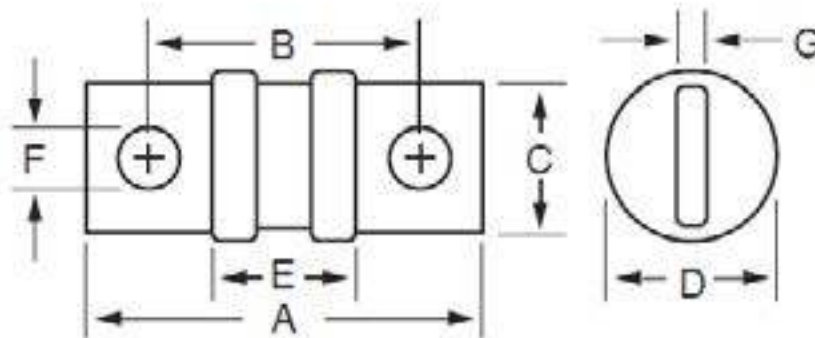
JLLN Series

Class T Current Limiting Fuses*



- **Current Rating 110 to 400 Amps**
- **For use with FB & CFB holders**
- **Extremely Current-limiting**
- **Common Applications:**
*Solar Generators, Wind Power,
 Heavy Industry, Variable Speed Drives,
 Battery Chargers, Mining*

SPECIFICATIONS	
Voltage Rating	AC 300 V / DC 125 V
Ampere Range	110 - 400 A
Interrupting Ratings	AC: 200kA RMS symmetrical DC: 20kA
Material	Melamine Body / Copper Caps



DIMENSIONS - inches (mm)							
Rated Current (A)	A	B	C	D	E	F	G
110 - 200	2.437 (61.9)	1.687 (42.9)	0.875 (22.2)	1.062 (27.0)	0.830 (21.1)	0.343 (8.7)	0.187 (4.8)
250 - 400	2.750 (69.9)	.843 (46.8)	1.000 (25.4)	1.312 (33.3)	0.828 (21.0)	0.406 (10.3)	0.250 (6.4)

* All information on this datasheet compiled from Littelfuse JLLN series

Ordering Information

Part Description: Part Type - Rated current

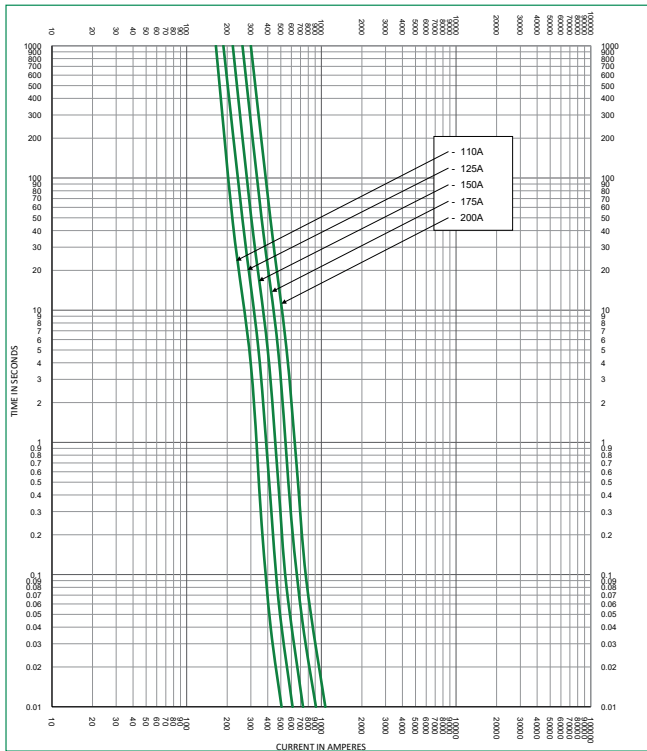
Example: **JJLN-400**

JLLN Series

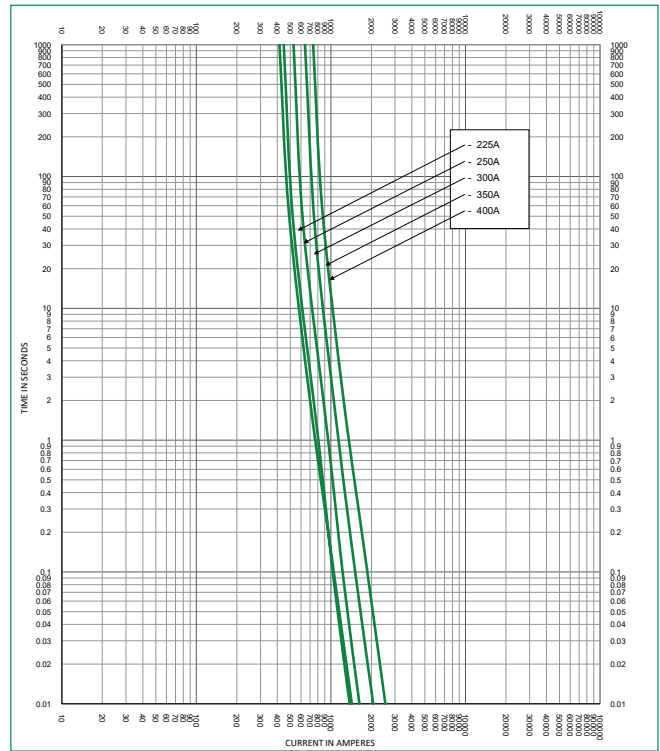
Class T Current Limiting Fuses*



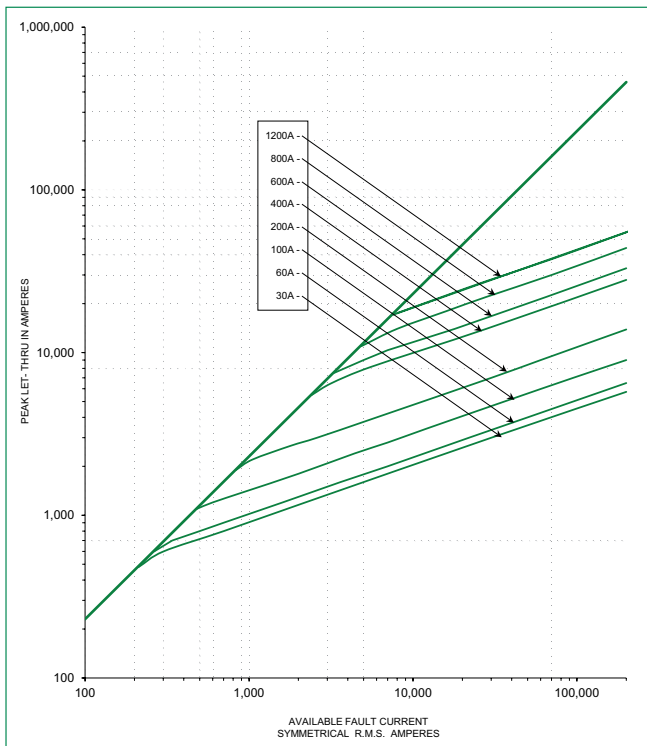
Time Current Curve JLLN (110 - 200A)



Time Current Curve JLLN (250 - 400A)



Peak Let-Through Curve JLLN



Apparent RMS Symmetrical Current for Various Fuse Ratings

Short Circuit Current	100A Rating	200A Rating	400A Rating
5000	1100	1650	3500
10000	1400	2100	4400
15000	1600	2400	5000
20000	1800	2700	5500
25000	1950	2900	6000
30000	2050	3100	6400
35000	2150	3300	6750
40000	2300	3500	7000
50000	2400	3700	7500
60000	2700	4000	8000
80000	2800	4400	9000
100000	3150	4800	9750
150000	3600	5500	11000
200000	3900	6000	12000

* All information on this datasheet compiled from Littelfuse JLLN series